




4592 m.

GRANDE PRÉMIO TISSOT DE PORTUGAL

Free Practice Nr. 2

Classification

6

	Rider	Nation	Team	Motorcycle	Time	Lap	Total	Gap	Top Speed
1	44 PoI ESPARGARO	SPA	Repsol Honda Team	HONDA	1'50.707	5	8		328.2
2	93 Marc MARQUEZ	SPA	Repsol Honda Team	HONDA	1'51.318	7	8	0.611 0.611	327.2
3	4 Andrea DOVIZIOSO	ITA	WithU Yamaha RNF MotoGP Tea	YAMAHA	1'51.756	7	16	1.049 0.438	322.3
4	63 Francesco BAGNAIA	ITA	Ducati Lenovo Team	DUCATI	1'51.789	3	8	1.082 0.033	326.2
5	89 Jorge MARTIN	SPA	Pramac Racing	DUCATI	1'51.794	5	8	1.087 0.005	325.3
6	73 Alex MARQUEZ	SPA	LCR Honda CASTROL	HONDA	1'51.874	5	17	1.167 0.080	330.2
7	21 Franco MORBIDELLI	ITA	Monster Energy Yamaha MotoGP	YAMAHA	1'51.911	6	11	1.204 0.037	317.6
8	12 Maverick VIÑALES	SPA	Aprilia Racing	APRILIA	1'51.925	6	9	1.218 0.014	331.2
9	30 Takaaki NAKAGAMI	JPN	LCR Honda IDEMITSU	HONDA	1'52.046	5	16	1.339 0.121	329.2
10	88 Miguel OLIVEIRA	POR	Red Bull KTM Factory Racing	KTM	1'52.100	5	20	1.393 0.054	324.3
11	36 Joan MIR	SPA	Team SUZUKI ECSTAR	SUZUKI	1'52.306	5	9	1.599 0.206	330.2
12	5 Johann ZARCO	FRA	Pramac Racing	DUCATI	1'52.320	5	11	1.613 0.014	329.2
13	20 Fabio QUARTARARO	FRA	Monster Energy Yamaha MotoGP	YAMAHA	1'52.534	5	10	1.827 0.214	325.3
14	23 Enea BASTIANINI	ITA	Gresini Racing MotoGP	DUCATI	1'52.582	7	12	1.875 0.048	331.2
15	87 Remy GARDNER	AUS	Tech3 KTM Factory Racing	KTM	1'52.965	8	15	2.258 0.383	322.3
16	72 Marco BEZZECCHI	ITA	Mooney VR46 Racing Team	DUCATI	1'53.003	7	11	2.296 0.038	324.3
17	43 Jack MILLER	AUS	Ducati Lenovo Team	DUCATI	1'53.103	5	12	2.396 0.100	326.2
18	41 Aleix ESPARGARO	SPA	Aprilia Racing	APRILIA	1'53.302	5	10	2.595 0.199	329.2
19	33 Brad BINDER	RSA	Red Bull KTM Factory Racing	KTM	1'53.527	7	17	2.820 0.225	325.3
20	42 Alex RINS	SPA	Team SUZUKI ECSTAR	SUZUKI	1'54.327	3	15	3.620 0.800	329.2
21	40 Darryn BINDER	RSA	WithU Yamaha RNF MotoGP Tea	YAMAHA	1'54.385	8	16	3.678 0.058	322.3
22	32 Lorenzo SAVADORI	ITA	Aprilia Racing	APRILIA	1'54.876	5	10	4.169 0.491	326.2
23	49 Fabio DI GIANNANTONIO	ITA	Gresini Racing MotoGP	DUCATI	1'55.571	7	15	4.864 0.695	324.3
Not qualified (Out 105%)					1'56.242				
	25 Raul FERNANDEZ	SPA	Tech3 KTM Factory Racing	KTM	1'56.330	3	9	5.623 0.759	318.5
	10 Luca MARINI	ITA	Mooney VR46 Racing Team	DUCATI	1'58.592	4	7	7.885 2.262	318.5

Practice condition: **Wet**
 Air: 12°
 Humidity: 93%
 Ground: 13°

Fastest Lap:	Lap: 5	PoI ESPARGARO	1'50.707	149.3 Km/h
Best Race Lap:	2021	Alex RINS	1'39.450	166.2 Km/h
All Time Lap Record:	2021	Francesco BAGNAIA	1'38.725	167.4 Km/h

The results are provisional until the end of the limit for protest and appeals.

Time limit for protest expires 30' after publication of the results - Time:

These data/results cannot be reproduced, stored and/or transmitted in whole or in part by any manner of electronic, mechanical, photocopying, recording, broadcasting or otherwise now known or herein after developed without the previous express consent by the copyright owner, except for reproduction in daily press and regular printed publications on sale to the public within 60 days of the event related to those data/results and always provided that copyright symbol appears together as follows below.


© DORNA, 2022





GRANDE PRÉMIO TISSOT DE PORTUGAL
Free Practice Nr. 2
Combined Free Practice Times

7

	Rider	Nation	Team	MOTORCYCLE	FP1	FP2	Gap
1	93 M.MARQUEZ	SPA	Repsol Honda Team	HONDA	1'50.666	17 1'51.318	7
2	44 P.ESPARGARO	SPA	Repsol Honda Team	HONDA	1'52.001	19 1'50.707	5 0.041 0.041
3	36 J.MIR	SPA	Team SUZUKI ECSTAR	SUZUKI	1'51.031	17 1'52.306	5 0.365 0.324
4	72 M.BEZZECCHI	ITA	Mooney VR46 Racing Team	DUCATI	1'51.136	10 1'53.003	7 0.470 0.105
5	5 J.ZARCO	FRA	Pramac Racing	DUCATI	1'51.170	19 1'52.320	5 0.504 0.034
6	88 M.OLIVEIRA	POR	Red Bull KTM Factory Racing	KTM	1'51.223	8 1'52.100	5 0.557 0.053
7	12 M.VIÑALES	SPA	Aprilia Racing	APRILIA	1'51.309	18 1'51.925	6 0.643 0.086
8	89 J.MARTIN	SPA	Pramac Racing	DUCATI	1'51.343	15 1'51.794	5 0.677 0.034
9	63 F.BAGNAIA	ITA	Ducati Lenovo Team	DUCATI	1'51.387	17 1'51.789	3 0.721 0.044
10	43 J.MILLER	AUS	Ducati Lenovo Team	DUCATI	1'51.437	5 1'53.103	5 0.771 0.050
11	73 A.MARQUEZ	SPA	LCR Honda CASTROL	HONDA	1'51.648	17 1'51.874	5 0.982 0.211
12	33 B.BINDER	RSA	Red Bull KTM Factory Racing	KTM	1'51.659	8 1'53.527	7 0.993 0.011
13	10 L.MARINI	ITA	Mooney VR46 Racing Team	DUCATI	1'51.709	17 1'58.592	4 1.043 0.050
14	4 A.DOVIOSIO	ITA	WithU Yamaha RNF MotoGP Team	YAMAHA	1'52.286	14 1'51.756	7 1.090 0.047
15	87 R.GARDNER	AUS	Tech3 KTM Factory Racing	KTM	1'51.820	15 1'52.965	8 1.154 0.064
16	23 E.BASTIANINI	ITA	Gresini Racing MotoGP	DUCATI	1'51.847	11 1'52.582	7 1.181 0.027
17	30 T.NAKAGAMI	JPN	LCR Honda IDEMITSU	HONDA	1'51.881	7 1'52.046	5 1.215 0.034
18	21 F.MORBIDELLI	ITA	Monster Energy Yamaha MotoGP	YAMAHA	1'52.072	8 1'51.911	6 1.245 0.030
19	41 A.ESPARGARO	SPA	Aprilia Racing	APRILIA	1'51.958	17 1'53.302	5 1.292 0.047
20	20 F.QUARTARARO	FRA	Monster Energy Yamaha MotoGP	YAMAHA	1'52.061	17 1'52.534	5 1.395 0.103
21	42 A.RINS	SPA	Team SUZUKI ECSTAR	SUZUKI	1'52.079	19 1'54.327	3 1.413 0.018
22	25 R.FERNANDEZ	SPA	Tech3 KTM Factory Racing	KTM	1'52.258	16 1'56.330	3 1.592 0.179
23	49 F.DI GIANNANTO	ITA	Gresini Racing MotoGP	DUCATI	1'52.881	16 1'55.571	7 2.215 0.623
24	40 D.BINDER	RSA	WithU Yamaha RNF MotoGP Team	YAMAHA	1'54.029	18 1'54.385	8 3.363 1.148
25	32 L.SAVADORI	ITA	Aprilia Racing	APRILIA	1'54.260	9 1'54.876	5 3.594 0.231

Pole Position Record:	2021	Francesco BAGNAIA	1'38.725	167.4 Km/h
Best Race Lap:	2021	Alex RINS	1'39.450	166.2 Km/h
All Time Lap Record:	2021	Francesco BAGNAIA	1'38.725	167.4 Km/h

The results are provisional until the end of the limit for protest and appeals.

Time limit for protest expires 60' after publication of the results - Time:

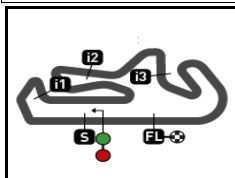
These data/results cannot be reproduced, stored and/or transmitted in whole or in part by any manner of electronic, mechanical, photocopying, recording, broadcasting or otherwise now known or herein after developed without the previous express consent by the copyright owner, except for reproduction in daily press and regular printed publications on sale to the public within 60 days of the event related to those data/results and always provided that copyright symbol appears together as follows below.

© DORNA, 2022

Official MotoGP Timing by TISSOT
 www.motogp.com

Portimao, Friday, April 22, 2022





4592 m.

GRANDE PRÉMIO TISSOT DE PORTUGAL

Free Practice Nr. 2

Top Speed & Average

8



Rider	Nation	Motorcycle	Top 5 speeds					Average	Top
12 Maverick VIÑALES	SPA	APRILIA	331.2	331.2	330.2	330.2	329.2	330.4	331.2
23 Enea BASTIANINI	ITA	DUCATI	331.2	330.2	330.2	330.2	329.2	330.0	331.2
36 Joan MIR	SPA	SUZUKI	330.2	326.2	325.3	325.3	317.6	324.9	330.2
73 Alex MARQUEZ	SPA	HONDA	330.2	330.2	329.2	329.2	329.2	329.6	330.2
5 Johann ZARCO	FRA	DUCATI	329.2	328.2	326.2	326.2	326.2	327.2	329.2
30 Takaaki NAKAGAMI	JPN	HONDA	329.2	329.2	327.2	327.2	326.2	327.8	329.2
41 Aleix ESPARGARO	SPA	APRILIA	329.2	328.2	328.2	327.2	327.2	327.9	329.2
42 Alex RINS	SPA	SUZUKI	329.2	326.2	326.2	325.3	325.3	326.4	329.2
44 Po ESPARGARO	SPA	HONDA	328.2	325.3	325.3	324.3	323.3	325.3	328.2
93 Marc MARQUEZ	SPA	HONDA	327.2	326.2	326.2	325.3	323.3	325.3	327.2
32 Lorenzo SAVADORI	ITA	APRILIA	326.2	325.3	325.3	322.3	321.4	324.1	326.2
43 Jack MILLER	AUS	DUCATI	326.2	325.3	325.3	323.3	323.3	324.7	326.2
63 Francesco BAGNAIA	ITA	DUCATI	326.2	324.3	322.3	321.4	321.4	323.1	326.2
20 Fabio QUARTARARO	FRA	YAMAHA	325.3	323.3	323.3	321.4	321.4	322.9	325.3
33 Brad BINDER	RSA	KTM	325.3	325.3	325.3	324.3	324.3	324.9	325.3
89 Jorge MARTIN	SPA	DUCATI	325.3	325.3	325.3	324.3	323.3	324.7	325.3
49 Fabio DI GIANNANTONIO	ITA	DUCATI	324.3	323.3	322.3	321.4	320.4	322.3	324.3
72 Marco BEZZECCHI	ITA	DUCATI	324.3	324.3	323.3	323.3	322.3	323.5	324.3
88 Miguel OLIVEIRA	POR	KTM	324.3	323.3	322.3	321.4	321.4	322.5	324.3
4 Andrea DOVIZIOSO	ITA	YAMAHA	322.3	320.4	320.4	319.5	317.6	319.3	322.3
40 Darryn BINDER	RSA	YAMAHA	322.3	321.4	320.4	320.4	320.4	321.0	322.3
87 Remy GARDNER	AUS	KTM	322.3	321.4	321.4	320.4	319.5	321.0	322.3
10 Luca MARINI	ITA	DUCATI	318.5	318.5	317.6	312.1		316.7	318.5
25 Raul FERNANDEZ	SPA	KTM	318.5	317.6	317.6	313.9	312.1	315.3	318.5
21 Franco MORBIDELLI	ITA	YAMAHA	317.6	317.6	317.6	316.7	316.7	317.1	317.6

These data/results cannot be reproduced, stored and/or transmitted in whole or in part by any manner of electronic, mechanical, photocopying, recording, broadcasting or otherwise now known or herein after developed without the previous express consent by the copyright owner, except for reproduction in daily press and regular printed publications on sale to the public within 60 days of the event related to those data/results and always provided that copyright symbol appears together as follows below.

© DORNA, 2022

Official MotoGP Timing by **TISSOT**
www.motogp.com



Portimao, Friday, April 22, 2022



GRANDE PRÉMIO TISSOT DE PORTUGAL

Free Practice Nr. 2

Chronological Analysis of Performances

9

* Lap / Sector time cancelled **T1** Time from finish line to 1st intermediate **T3** Time from 2nd intermed. to 3rd intermed.
P Crossing the finish line in pit lane **T2** Time from 1st intermed. to 2nd intermed. **T4** Time from 3rd intermediate to finish line
****** Tyre data subject to further updates

Lap	Lap Time	T1	T2	T3	T4	Speed	Lap	Lap Time	T1	T2	T3	T4	Speed	
1st	44	Po ESPARGARO HONDA SPA						Run # 2	Front Tyre Wet-Medium Rear Tyre Wet-Soft					
		Repsol Honda Team							9 Laps at start					9 Laps at start
		Runs=1			Total laps=8		Full laps=5							
Run # 1	Front Tyre	Wet-Medium	Rear Tyre	Wet-Soft										
		New Tyre		New Tyre										
1	2'32.577	15.512	40.739	18.575	37.277		10	15'50.338	16.265	41.592	19.049	38.120		
2	1'54.463	23.585	37.115	17.729	36.034	320.4	11	2'03.384	27.133	39.290	18.753	38.208	313.9	
3	1'52.075	23.132	35.912	17.328	35.703	323.3	12	2'11.851	27.462	39.644	22.070	42.675	313.0	
4	1'50.984	22.821	35.660	17.094	35.409	325.3	13	1'59.212	24.975	38.286	18.388	37.563	314.8	
5	1'50.707	22.961	35.464	17.024	35.258	324.3	14	1'57.902	24.257	37.834	18.131	37.680	316.7	
6	1'52.490	23.159	35.896	17.579	35.856	325.3	15	1'57.760 *	24.268 *	38.629	18.015	36.848	315.7	
7	2'10.296 P	23.054	35.618	19.155	52.469	328.2	16	1'57.249	24.235	37.449	18.135	37.430	315.7	
Run # 2	Front Tyre	Wet-Medium	Rear Tyre	Wet-Soft										
		7 Laps at start		7 Laps at start										
8	32'04.503	16.031	42.351	20.046	41.887									
2nd	93	Marc MARQUEZ HONDA SPA						4th	Francesco BAGNAIA DUCATI ITA					
		Repsol Honda Team							Ducati Lenovo Team					
		Runs=1			Total laps=8		Full laps=6		Runs=2			Total laps=9		Full laps=6
Run # 1	Front Tyre	Wet-Medium	Rear Tyre	Wet-Soft				Run # 1	Front Tyre	Wet-Medium	Rear Tyre	Wet-Soft		
		8 Laps at start		17 Laps at start					New Tyre		New Tyre			
1	3'03.043	15.172	39.964	19.266	38.107			1	2'27.376	15.638	40.532	18.907	37.880	
2	1'56.494	24.499	37.478	17.983	36.534	322.3		2	1'54.537	23.991	36.807	17.637	36.102	322.3
3	1'53.519	23.474	36.108	17.609	36.328	325.3		3	1'51.789	22.977	35.760	17.319	35.733	326.2
4	1'55.497	23.959	37.040	18.060	36.438	326.2			unfinished				324.3	
5	1'51.716	23.123	35.699	17.232	35.662	323.3		Run # 2	Front Tyre	missing data	Rear Tyre	missing data		
6	1'55.564	23.770	37.505	17.696	36.593	326.2			8 Laps at start		3 Laps at start			
7	1'51.318	22.983	35.426	17.248	35.661	327.2		4	1'57.665 *	16.203 *	41.296	19.653	40.513	
8	2'11.589 P	23.932	37.677	18.243	51.737	323.3		5	2'02.263	25.286	39.341	18.864	38.772	308.5
								6	2'01.266	25.179	39.002	18.793	38.292	320.4
								7	1'57.698	24.253	37.662	18.114	37.669	321.4
								8	2'14.916 P	24.113	37.516	18.496	54.791	321.4
3rd	4	Andrea DOVIZIOSO YAMAHA ITA						5th	Jorge MARTIN DUCATI SPA					
		WithU Yamaha RNF MotoGP Team							Pramac Racing					
		Runs=1			Total laps=16		Full laps=12		Runs=1			Total laps=8		Full laps=4
Run # 1	Front Tyre	Wet-Medium	Rear Tyre	Wet-Soft				Run # 1	Front Tyre	Wet-Medium	Rear Tyre	Wet-Soft		
		New Tyre		New Tyre					New Tyre		19 Laps at start			
1	2'53.659	15.809	40.829	19.312	39.146			1	2'39.205	14.999	38.523	18.216	37.161	
2	2'05.980	24.345	38.208	23.014	40.413	316.7		2	1'55.102	24.338	36.788	17.810	36.166	322.3
3	1'56.568	23.634	38.271	18.671	35.992	317.6		3	1'52.775	23.391	36.067	17.568	35.749	324.3
4	1'53.358	23.626	36.272	17.369	36.091	322.3		4	1'53.779 *	23.733 *	36.665	17.442	35.939	323.3
5	1'52.293	23.735	35.874	17.283	35.401	317.6		5	1'51.794	23.250	35.653	17.317	35.574	325.3
6	1'54.191	23.866	36.733	17.358	36.234	320.4		6	1'52.230	23.338	35.726	17.307	35.859	325.3
7	1'51.756	23.283	35.677	17.250	35.546	320.4		7	2'15.972 P	26.298	37.126	17.874	54.674	325.3
8	1'57.824	23.617	37.652	18.271	38.284	317.6		Run # 2	Front Tyre	Wet-Medium	Rear Tyre	Wet-Soft		
9	2'10.935 P	23.417	36.398	17.795	53.325	319.5			7 Laps at start		26 Laps at start			
								8	31'49.173	16.535	42.291	20.796	43.487	

Fastest Lap: Po ESPARGARO Repsol Honda Team SPA **1'50.707** 22.961 35.464 17.024 35.258

These data/results cannot be reproduced, stored and/or transmitted in whole or in part by any manner of electronic, mechanical, photocopying, recording, broadcasting or otherwise now known or herein after developed without the previous express consent by the copyright owner, except for reproduction in daily press and regular printed publications on sale to the public within 60 days of the event related to those data/results and always provided that copyright symbol appears together as follows below.
 © DORNA, 2022



Free Practice Nr. 2

MotoGP

Lap	Lap Time	T1	T2	T3	T4	Speed	Lap	Lap Time	T1	T2	T3	T4	Speed	
6th	73	Alex MARQUEZ				HONDA	SPA	6	1'51.925	23.080	35.795	17.214	35.836	330.2
		LCR Honda CASTROL						7	1'56.922	23.130	35.857	21.038	36.897	331.2
		Runs=2 Total laps=17 Full laps=11						8	2'17.390 P	23.328	40.263	19.079	54.720	329.2
Run #	1	Front Tyre	Wet-Medium	Rear Tyre	Wet-Soft		Run #	2	Front Tyre	Wet-Medium	Rear Tyre	Wet-Soft		
		New Tyre		20 Laps at start					8 Laps at start		New Tyre			
1	2'27.726	15.901	40.142	19.154	37.619		9	29'19.880	17.560	43.982	21.149	42.380		
2	1'55.735	24.204	37.649	17.855	36.027	322.3								
3	1'52.343	23.264	36.160	17.393	35.526	330.2								
4	1'52.060	23.295	35.835	17.300	35.630	329.2								
5	1'51.874	23.239	35.800	17.192	35.643	329.2								
6	1'51.887	23.172	35.977	17.164	35.574	329.2								
7	2'11.408 P	23.556	37.640	17.866	52.346	330.2								
Run #	2	Front Tyre	Wet-Medium	Rear Tyre	Wet-Soft		Run #	3	Front Tyre	Wet-Medium	Rear Tyre	Wet-Soft		
		7 Laps at start		New Tyre					7 Laps at start		New Tyre			
8	9'47.222	15.335	40.027	19.169	37.858		1	3'18.032	15.846	40.401	19.033	37.141		
9	1'57.113	24.294	37.673	18.343	36.803	324.3	2	1'54.081	23.993	36.858	17.438	35.792	321.4	
10	2'12.041 P	23.703	36.896	18.115	53.327	325.3	3	1'52.610	23.300	36.148	17.251	35.911	326.2	
Run #	3	Front Tyre	Wet-Medium	Rear Tyre	Wet-Soft		4	1'52.890	23.426	36.264	17.399	35.801	327.2	
		10 Laps at start		3 Laps at start			5	1'52.046	23.241	36.135	17.204	35.466	329.2	
11	7'10.104	15.421	39.319	18.918	37.383		6	1'52.985	23.327	36.389	17.297	35.972	327.2	
12	1'55.928	24.004	37.429	18.013	36.482	323.3	7	2'17.997 P	28.206*	38.225	17.711	53.855	329.2	
13	1'54.639	23.567	36.976	17.935	36.161	322.3	Run #	2	Front Tyre	Wet-Medium	Rear Tyre	Wet-Soft		
14	1'53.953	23.448	36.674	17.824	36.007	323.3			7 Laps at start		14 Laps at start			
15	1'53.762	23.477	36.378	17.790	36.117	323.3	8	10'50.439	15.152	40.643	23.597	39.581		
16	1'54.082 *	23.636*	36.711	17.718	36.017	323.3	9	1'59.056	24.934	38.645	18.231	37.246	313.0	
17	1'54.404	23.589	36.530	17.939	36.346	320.4	10	2'19.606 P	25.532*	40.102	18.628	55.344	319.5	
Run #	3	Front Tyre	Wet-Medium	Rear Tyre	Wet-Soft		Run #	3	Front Tyre	Wet-Medium	Rear Tyre	Wet-Soft		
		10 Laps at start		7 Laps at start					10 Laps at start		7 Laps at start			
11	6'58.744	15.232	42.722	18.805	38.063		11	6'58.744	15.232	42.722	18.805	38.063		
12	1'57.982	24.612	37.987	18.271	37.112	319.5	12	1'57.982	24.612	37.987	18.271	37.112	319.5	
13	1'56.076	23.926	37.515	17.912	36.723	321.4	13	1'56.076	23.926	37.515	17.912	36.723	321.4	
14	1'55.445	23.804	37.241	17.817	36.583	322.3	14	1'55.445	23.804	37.241	17.817	36.583	322.3	
15	1'56.781 *	24.483*	37.578	17.964	36.756	321.4	15	1'56.781 *	24.483*	37.578	17.964	36.756	321.4	
16	1'59.885	23.713	37.179	17.990	41.003	322.3	16	1'59.885	23.713	37.179	17.990	41.003	322.3	
Run #	1	Front Tyre	Wet-Medium	Rear Tyre	Wet-Soft		Run #	1	Front Tyre	Wet-Medium	Rear Tyre	Wet-Soft		
		New Tyre		New Tyre					New Tyre		20 Laps at start			
1	2'21.109	16.199	40.051	18.780	37.259		1	2'58.876	14.620	39.483	18.416	37.734		
2	1'55.162	24.253	37.203	17.762	35.944	313.0	2	2'03.341	23.909	45.290	17.890	36.252	318.5	
3	1'52.954	23.521	36.355	17.427	35.651	316.7	3	1'53.265	23.574	36.316	17.507	35.868	322.3	
4	1'52.560	23.444	36.175	17.244	35.697	316.7	4	1'53.977	23.620	36.212	17.418	36.727	321.4	
5	1'52.052	23.432	35.914	17.244	35.462	314.8	5	1'52.100	23.506	35.817	17.179	35.598	321.4	
6	1'51.911	23.248	35.843	17.319	35.501	316.7	6	2'05.836	23.849	47.138	18.078	36.771	323.3	
7	2'13.600 P	23.492	37.626	18.368	54.114	317.6	7	2'02.225	23.398	36.253	24.327	38.247	324.3	
Run #	2	Front Tyre	Wet-Medium	Rear Tyre	Wet-Soft		8	2'15.693 P	26.119	36.378	18.592	54.604	320.4	
		7 Laps at start		7 Laps at start			Run #	2	Front Tyre	Wet-Medium	Rear Tyre	Wet-Soft		
8	25'19.653	16.085	40.360	19.164	37.982				8 Laps at start		New Tyre			
9	1'58.553	24.743	38.281	18.257	37.272	317.6	9	8'05.017	15.006	39.553	18.651	37.761		
10	1'58.484	24.328	38.754	18.111	37.291	317.6	10	1'57.930	24.466	38.056	18.082	37.326	316.7	
11	2'02.061 *	26.612*	40.134	18.273	37.042	316.7	11	1'55.233	23.763	36.947	17.920	36.603	317.6	
Run #	1	Front Tyre	Wet-Medium	Rear Tyre	Wet-Soft		12	1'54.520	23.549	36.733	17.730	36.508	317.6	
		New Tyre		18 Laps at start			13	1'59.287	27.590	37.186	17.678	36.833	316.7	
1	3'13.117	15.275	39.900	19.017	38.255		14	1'54.809	23.741	36.785	17.804	36.479	316.7	
2	1'57.146	24.282	38.202	18.210	36.452	325.3	15	1'54.754	23.782	36.946	17.687	36.339	317.6	
3	1'53.183	23.493	36.379	17.536	35.775	328.2	16	1'54.108	23.612	36.694	17.574	36.228	316.7	
4	1'52.983	23.292	36.096	17.547	36.048	330.2								
5	1'52.240	23.115	35.988	17.392	35.745	331.2								

Fastest Lap: Pol ESPARGARO Repsol Honda Team SPA **1'50.707** 22.961 35.464 17.024 35.258

These data/results cannot be reproduced, stored and/or transmitted in whole or in part by any manner of electronic, mechanical, photocopying, recording, broadcasting or otherwise now known or herein after developed without the previous express consent by the copyright owner, except for reproduction in daily press and regular printed publications on sale to the public within 60 days of the event related to those data/results and always provided that copyright symbol appears together as follows below.
© DORNA, 2022



Free Practice Nr. 2

MotoGP

Lap	Lap Time	T1	T2	T3	T4	Speed
17	1'54.081	23.562	36.821	17.560	36.138	317.6
18	1'54.175	23.662	36.635	17.597	36.281	316.7
19	1'56.228 *	24.047*	37.408	17.709	37.064	317.6
20	1'55.052	23.632	36.879	17.785	36.756	313.0

11th 36 **Joan MIR** SUZUKI SPA
Team SUZUKI ECSTAR

Runs=2 Total laps=9 Full laps=5

Run #	1	Front Tyre	Wet-Medium	Rear Tyre	Wet-Soft
		4 Laps at start		17 Laps at start	
1	3'17.071	14.971	39.963	18.280	37.082
2	1'53.933	24.018	36.501	17.356	36.058 325.3
3	1'52.822	23.644	36.280	17.166 35.732	317.6
4	1'52.830	23.359	35.994	17.338	36.139 325.3
5	1'52.306	23.309	35.917	17.210	35.870 326.2
6	1'59.485	23.589	40.478	18.795	36.623 316.7
7	2'18.510 P	23.312	35.933	23.210	56.055 330.2
Run #	2	Front Tyre	Wet-Medium	Rear Tyre	Wet-Soft
		11 Laps at start		New Tyre	
8	25'42.338	15.293	40.458	18.979	38.907
9	2'24.140 P	30.228	39.663	18.816	55.433 279.0

12th 5 **Johann ZARCO** DUCATI FRA
Pramac Racing

Runs=1 Total laps=11 Full laps=8

Run #	1	Front Tyre	Wet-Medium	Rear Tyre	Wet-Soft
		6 Laps at start		19 Laps at start	
1	3'05.208	15.222	41.507	19.074	37.876
2	1'56.029	24.277	37.241	17.962	36.549 326.2
3	1'53.497	23.896	36.198	17.462	35.941 326.2
4	1'54.250	23.798	36.375	17.539	36.538 328.2
5	1'52.320	23.483	35.875	17.248	35.714 326.2
6	2'12.899 P	23.509	36.069	17.732	55.589 329.2
Run #	2	Front Tyre	Wet-Medium	Rear Tyre	Wet-Soft
		12 Laps at start		New Tyre	
7	21'31.796	14.714	40.392	18.541	38.418
8	1'57.641	24.638	37.690	18.038	37.275 323.3
9	1'58.098	24.692	37.948	18.259	37.199 310.3
10	1'56.001	23.861	37.429	18.082	36.629 324.3
11	1'54.242	23.742	36.509	17.596	36.395 324.3

13th 20 **Fabio QUARTARARO** YAMAHA FRA
Monster Energy Yamaha MotoGP

Runs=2 Total laps=10 Full laps=7

Run #	1	Front Tyre	Wet-Medium	Rear Tyre	Wet-Soft
		6 Laps at start		New Tyre	
1	3'13.863	14.872	38.925	18.020	36.546
2	1'54.045	23.975	36.938	17.448	35.684 320.4
3	1'52.811	23.523	36.240	17.392	35.656 321.4
4	1'53.441	23.540	36.642	17.441	35.818 321.4
5	1'52.534	23.479	36.168	17.281	35.606 323.3
6	1'52.804	23.546	36.305	17.302	35.651 325.3
7	1'52.585	23.342	36.321	17.293	35.629 323.3
8	1'53.007	23.544	36.343	17.260	35.860 319.5
9	2'11.696 P	23.328	37.258	18.159	52.951 320.4

Lap	Lap Time	T1	T2	T3	T4	Speed
Run # 2	Front Tyre	Wet-Medium	Rear Tyre	Wet-Soft		
			15 Laps at start		9 Laps at start	
10	13'58.192 P	15.309	39.761	18.750	54.085	

14th 23 **Enea BASTIANINI** DUCATI ITA
Gresini Racing MotoGP

Runs=1 Total laps=12 Full laps=8

Run #	1	Front Tyre	Wet-Medium	Rear Tyre	Wet-Soft
		New Tyre		16 Laps at start	
1	2'46.432	15.778	46.930	18.823	38.142
2	1'56.365	24.331	37.166	17.991	36.877 325.3
3	2'11.230	23.812	36.949	18.039	52.430 329.2
4	1'56.630	23.793	36.560	17.838	38.439 329.2
5	1'54.087	24.217	36.188	17.412	36.270 330.2
6	1'53.361	23.409	36.448	17.348	36.156 330.2
7	1'52.582	23.212	35.938	17.246	36.186 331.2
8	2'15.962 P	25.472	36.743	20.543	53.204 330.2
Run #	2	Front Tyre	Wet-Medium	Rear Tyre	Wet-Soft
		8 Laps at start		New Tyre	
9	23'56.643	16.732	39.440	20.690	38.254
10	1'56.950	24.272	37.555	18.038	37.085 323.3
11	1'55.866 *	24.232*	37.052	17.906	36.676 324.3
12	1'55.672	23.791	36.838	17.910	37.133 325.3

15th 87 **Remy GARDNER** KTM AUS
Tech3 KTM Factory Racing

Runs=2 Total laps=15 Full laps=10

Run #	1	Front Tyre	Wet-Medium	Rear Tyre	Wet-Soft
		New Tyre		18 Laps at start	
1	2'44.869	15.894	40.517	18.780	37.712
2	1'57.648	24.588	37.831	18.241	36.988 316.7
3	2'08.165	24.215	37.444	17.764	48.742 319.5
4	2'02.288	24.046	42.767	18.941	36.534 318.5
5	1'53.334	23.622	36.232	17.397	36.083 322.3
6	1'54.210	23.611	36.424	17.865	36.310 320.4
7	1'53.021	23.554	36.239	17.225	36.003 321.4
8	1'52.965	23.566	36.489	17.183	35.727 321.4
9	2'27.322 P	29.455	42.563	19.416	55.888 311.2
Run #	2	Front Tyre	Wet-Medium	Rear Tyre	Wet-Soft
		9 Laps at start		New Tyre	
10	14'22.934	17.133	41.422	20.364	39.997
11	2'14.412	31.704	39.858	18.658	44.192 311.2
12	1'59.569	25.153	38.427	18.127	37.862 312.1
13	1'57.436	24.496	37.692	17.967	37.281 312.1
14	2'29.586 P	32.792	40.097	18.614	58.083 312.1

16th 72 **Marco BEZZECCHI** DUCATI ITA
Mooney VR46 Racing Team

Runs=2 Total laps=12 Full laps=8

Run #	1	Front Tyre	Wet-Medium	Rear Tyre	Wet-Medium
		New Tyre		New Tyre	
1	2'36.739	17.131	42.624	19.938	40.078
2	2'04.813	24.899	42.555	18.944	38.415 320.4

Fastest Lap: Pol ESPARGARO Repsol Honda Team SPA 1'50.707 22.961 35.464 17.024 35.258

These data/results cannot be reproduced, stored and/or transmitted in whole or in part by any manner of electronic, mechanical, photocopying, recording, broadcasting or otherwise now known or herein after developed without the previous express consent by the copyright owner, except for reproduction in daily press and regular printed publications on sale to the public within 60 days of the event related to those data/results and always provided that copyright symbol appears together as follows below.
© DORNA, 2022

Official MotoGP Timing by TISSOT
www.motogp.com

Portimao, Friday, April 22, 2022

Page 3 of 5



Free Practice Nr. 2

MotoGP

Lap	Lap Time	T1	T2	T3	T4	Speed
3	2'17.578 P	23.931	37.812	18.192	57.643	324.3
Run # 2	Front Tyre	Wet-Medium	Rear Tyre	Wet-Soft		
3 Laps at start			New Tyre			
4	5'23.008	16.406	42.327	18.433	37.022	
5	1'54.290	23.627	36.917	17.716	36.030	324.3
6	1'53.293	23.263	36.745	17.497	35.788	322.3
7	1'53.003	23.043	36.221	17.713	36.026	323.3
unfinished	22.923	36.495				323.3
Run # 3	Front Tyre	Wet-Soft	Rear Tyre	Wet-Soft		
16 Laps at start			16 Laps at start			
8	2'08.649	18.571	49.147	20.934	39.997	
9	2'10.669	30.397	42.416	19.187	38.669	320.4
10	2'01.379 *	25.052*	38.952	18.988	38.387	311.2
11	2'04.448	26.045	39.499	19.367	39.537	314.8

17th	43	Jack MILLER	DUCATI	AUS		
		Ducati Lenovo Team				
		Runs=2	Total laps=12	Full laps=7		
Run # 1	Front Tyre	Wet-Medium	Rear Tyre	Wet-Soft		
13 Laps at start			13 Laps at start			
1	3'50.325	15.418	38.694	19.044	37.761	
2	1'54.726	23.624	36.807	17.904	36.391	323.3
3	1'53.880	23.361	36.368	17.994	36.157	326.2
4	1'53.382	23.759	36.230	17.314	36.079	323.3
5	1'53.103	23.361	36.144	17.470	36.128	325.3
6	2'13.547 P	24.532	37.650	18.195	53.170	325.3
Run # 2	Front Tyre	Wet-Medium	Rear Tyre	Wet-Soft		
19 Laps at start			New Tyre			
7	13'21.364	15.417	40.356	19.604	39.635	
8	2'15.013 P	24.036	37.983	18.426	54.568	321.4
Run # 3	Front Tyre	Wet-Medium	Rear Tyre	Wet-Soft		
21 Laps at start			2 Laps at start			
9	10'22.202	15.149	39.123	18.607	37.633	
10	1'56.843	24.147	37.454	18.313	36.929	321.4
11	1'55.033	23.568	37.030	17.900	36.535	322.3
12	1'54.617	23.643	36.817	17.890	36.267	322.3

18th	41	Alex ESPARGARO	APRILIA	SPA		
		Aprilia Racing				
		Runs=2	Total laps=10	Full laps=5		
Run # 1	Front Tyre	Wet-Medium	Rear Tyre	Wet-Soft		
New Tyre			17 Laps at start			
1	2'42.416	15.200	39.486	18.590	37.108	
2	1'56.183	24.357	37.284	18.129	36.413	327.2
3	1'54.150	23.729	36.681	17.600	36.140	327.2
4	1'56.332 *	25.781*	36.967	17.594	35.990	326.2
5	1'53.302	23.553	36.543	17.408	35.798	328.2
6	2'01.269	29.936	37.342	17.644	36.347	329.2
7	1'53.996	23.560	36.444	17.630	36.362	328.2
8	2'14.844 P	24.031	38.310	18.669	53.834	327.2
Run # 2	Front Tyre	Wet-Medium	Rear Tyre	Wet-Soft		
8 Laps at start			25 Laps at start			
9	26'50.386	15.944	42.919	20.050	41.252	
10	2'27.888 P	30.735	41.369	19.506	56.278	278.3

19th	33	Brad BINDER	KTM	RSA		
		Red Bull KTM Factory Racing				
		Runs=1	Total laps=17	Full laps=12		
Run # 1	Front Tyre	Wet-Soft	Rear Tyre	Wet-Soft		
10 Laps at start			18 Laps at start			
1	2'35.155	15.648	41.926	18.970	38.587	
2	2'10.642	24.301	50.846	18.389	37.106	318.5
3	2'04.131	24.038	37.320	18.049	44.724	324.3
4	2'02.714	30.958	37.263	17.900	36.593	321.4
5	1'53.537	23.521	36.204	17.440	36.372	325.3
6	2'00.036	28.565	37.213	17.722	36.536	325.3
7	1'53.527	23.647	36.276	17.393	36.211	325.3
8	2'22.843 P	25.813	39.072	17.762	1'00.196	324.3
Run # 2	Front Tyre	Wet-Medium	Rear Tyre	Wet-Soft		
8 Laps at start			New Tyre			
9	13'45.641	15.781	40.742	19.471	40.295	
10	2'02.774	25.655	39.195	19.442	38.482	305.9
11	2'01.896	26.248	38.197	20.440	37.011	317.6
12	1'56.473	23.877	37.448	18.177	36.971	320.4
13	1'59.612	26.633	37.992	17.914	37.073	321.4
14	2'06.710	23.970	39.047	18.986	44.707	318.5
15	1'54.686	23.476	37.033	17.779	36.398	321.4
16	1'55.671 *	23.644*	37.189	18.090	36.748	321.4
17	2'11.410 *	27.099*	43.316	18.162	42.833	316.7

20th	42	Alex RINS	SUZUKI	SPA		
		Team SUZUKI ECSTAR				
		Runs=2	Total laps=15	Full laps=6		
Run # 1	Front Tyre	Wet-Medium	Rear Tyre	Wet-Soft		
12 Laps at start			20 Laps at start			
1	2'40.990	14.769	38.630	18.644	37.664	
2	1'56.418	23.924	37.964	17.882	36.648	326.2
3	1'54.327	23.561	37.045	17.513	36.208	325.3
4	1'55.707 *	24.484*	37.264	17.730	36.229	324.3
5	1'55.943	23.551	36.922	17.600	37.870	325.3
6	1'56.794 *	24.672*	37.404	17.739	36.979	329.2
7	2'13.463 P	23.378	36.924	17.482	55.679	326.2
Run # 2	Front Tyre	Wet-Medium	Rear Tyre	Wet-Soft		
New Tyre			New Tyre			
8	6'58.224 *	14.860	39.311*	18.651*	38.644	
9	2'01.871 *	25.150*	38.157	18.530	40.034	319.5
10	2'19.309 P	24.157	39.940	18.602	56.610	319.5
Run # 3	Front Tyre	Wet-Medium	Rear Tyre	Wet-Soft		
3 Laps at start			3 Laps at start			
11	12'44.917	15.743	39.842	19.089	38.804	
12	2'00.612	24.578	39.795	18.477	37.762	318.5
13	1'57.515	24.141	38.070	18.132	37.172	321.4
14	1'56.830 *	24.073*	37.678	17.961	37.118	321.4
15	1'57.819	24.082	37.708	18.151	37.878	321.4

21st	40	Darryn BINDER	YAMAHA	RSA		
		WithU Yamaha RNF MotoGP Team				
		Runs=1	Total laps=16	Full laps=12		
Run # 1	Front Tyre	Wet-Medium	Rear Tyre	Wet-Soft		
New Tyre			New Tyre			
1	2'50.343	15.911	42.070	19.403	38.624	

Fastest Lap:	Pol ESPARGARO	Repsol Honda Team	SPA	1'50.707	22.961	35.464	17.024	35.258
---------------------	---------------	-------------------	-----	-----------------	--------	--------	--------	--------

These data/results cannot be reproduced, stored and/or transmitted in whole or in part by any manner of electronic, mechanical, photocopying, recording, broadcasting or otherwise now known or herein after developed without the previous express consent by the copyright owner, except for reproduction in daily press and regular printed publications on sale to the public within 60 days of the event related to those data/results and always provided that copyright symbol appears together as follows below.
© DORNA, 2022

Official MotoGP Timing by TISSOT
www.motogp.com

Portimao, Friday, April 22, 2022

Page 4 of 5



Free Practice Nr. 2

MotoGP

Lap	Lap Time	T1	T2	T3	T4	Speed	Lap	Lap Time	T1	T2	T3	T4	Speed	
2	1'58.553	24.940	38.116	18.244	37.253	317.6	14	1'57.655 *	24.386*	37.716	18.183	37.370	317.6	
3	1'56.633	24.304	37.195	17.926	37.208	320.4	15	1'58.401	24.566	37.893	18.262	37.680	315.7	
4	2'08.555	35.800	38.395	17.802	36.558	317.6	24th 25 Raul FERNANDEZ KTM SPA Tech3 KTM Factory Racing Runs=1 Total laps=9 Full laps=5							
5	1'54.533	23.992	36.668	17.613	36.260	320.4								
6	1'55.678	23.768	37.518	17.618	36.774	321.4								
7	1'54.645	24.087	36.571	17.504	36.483	322.3								
8	1'54.385	23.653	36.604	17.468	36.660	320.4								
9	1'54.688	23.722	36.832	17.568	36.566	319.5								
10	2'19.449 P	25.219	38.658*	19.446*	56.126	319.5								
Run # 2	Front Tyre	Wet-Medium	Rear Tyre	Wet-Soft										
		10 Laps at start		10 Laps at start										
11	15'35.052	20.873	41.123	19.112	39.318									
12	2'01.560	24.790	39.879	18.525	38.366	312.1								
13	2'01.986	26.302	39.776	18.202	37.706	315.7								
14	1'57.339	24.178	37.596	18.294	37.271	318.5								
15	2'02.959 *	25.007*	39.261	18.539	40.152	318.5								
16	1'56.900	24.166	37.303	18.072	37.359	315.7								

22nd 32 Lorenzo SAVADORI APRILIA ITA
Aprilia Racing

Run #	1	Front Tyre	Wet-Medium	Rear Tyre	Wet-Soft	Speed
		New Tyre		New Tyre		
1	2'48.958	15.289	40.329	18.864	38.632	
2	1'57.969	24.705	37.633	18.233	37.398	318.5
3	2'12.363	24.233	37.043	17.986	53.101	325.3
4	2'05.851	29.470	37.568	19.051	39.762	316.7
5	1'54.876	23.949	36.539	17.564	36.824	321.4
6	1'55.223	23.906	36.616	17.663	37.038	326.2
7	1'55.030	23.977	36.395	17.665	36.993	325.3
8	2'16.631 P	25.805	38.158	18.486	54.182	322.3
Run # 2	Front Tyre	Wet-Medium	Rear Tyre	Wet-Soft		
		8 Laps at start		8 Laps at start		
9	20'03.066	17.592	42.740	19.646	45.153	
10	2'31.906 P	31.800	42.925	20.106	57.075	296.7

23rd 49 Fabio DI GIANNANTON DUCATI ITA
Gresini Racing MotoGP

Run #	1	Front Tyre	Wet-Soft	Rear Tyre	Wet-Soft	Speed
		17 Laps at start		17 Laps at start		
1	2'45.908	15.834	40.345	19.041	38.294	
2	1'59.324	25.098	38.366	18.256	37.604	317.6
3	2'07.193	24.206	37.503	17.901	47.583	319.5
4	2'06.438	24.519	36.987	25.246	39.686	320.4
5	1'56.234	24.289	36.997	18.034	36.914	323.3
6	1'56.224	24.002	36.772	17.897	37.553	324.3
7	1'55.571	24.132	36.737	17.720	36.982	322.3
8	2'14.235 P	24.044	36.802	17.805	55.584	321.4
Run # 2	Front Tyre	Wet-Medium	Rear Tyre	Wet-Soft		
		New Tyre		New Tyre		
9	17'14.114	16.605	40.793	19.343	39.994	
10	2'09.393 *	26.590*	39.222	18.748	44.833	312.1
11	2'01.423 *	25.896*	38.645	18.544	38.338	315.7
12	1'58.603	24.641	37.817	18.221	37.924	316.7
13	1'58.203	24.632	37.739	18.374	37.458	316.7

25th 10 Luca MARINI DUCATI ITA
Mooney VR46 Racing Team

Run #	1	Front Tyre	Wet-Medium	Rear Tyre	Wet-Medium	Speed
		New Tyre		New Tyre		
1	2'38.090	15.701	42.258	20.288	40.144	
2	2'21.873 P	25.742	39.626	19.513	56.992	312.1
Run # 2	Front Tyre	Wet-Medium	Rear Tyre	Wet-Soft		
		2 Laps at start		18 Laps at start		
3	5'32.991	15.822	39.528	18.908	38.418	
4	1'58.592	24.318	38.144	18.419	37.711	317.6
5	1'58.773	23.984	37.672	19.659	37.458	318.5
6	2'18.861 P	24.276	41.186	18.950	54.449	318.5
Run # 3	Front Tyre	Wet-Medium	Rear Tyre	Wet-Soft		
		6 Laps at start		22 Laps at start		
7	29'15.625	17.362	45.645	21.334	42.876	

Fastest Lap: Pol ESPARGARO Repsol Honda Team SPA **1'50.707** 22.961 35.464 17.024 35.258

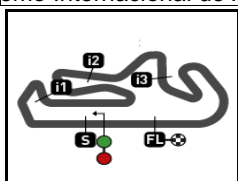
These data/results cannot be reproduced, stored and/or transmitted in whole or in part by any manner of electronic, mechanical, photocopying, recording, broadcasting or otherwise now known or herein after developed without the previous express consent by the copyright owner, except for reproduction in daily press and regular printed publications on sale to the public within 60 days of the event related to those data/results and always provided that copyright symbol appears together as follows below.
© DORNA, 2022

Official MotoGP Timing by TISSOT
www.motogp.com

Portimao, Friday, April 22, 2022

Page 5 of 5





4592 m.

GRANDE PRÉMIO TISSOT DE PORTUGAL

Free Practice Nr. 2

Best Partial Times

MotoGP™

IT Ideal Lap Time, sum of the best partial times

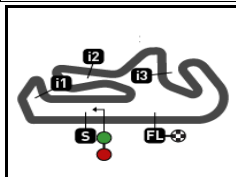
BT Best Lap Time

T1		T2		T3		T4				IT		BT	
Pos	Rider	Time	Rider	Time	Rider	Time	Rider	Time	Pos	Rider	IT	BT	
1	P.ESPARGARO	22.821	M.MARQUEZ	35.426	P.ESPARGARO	17.024	P.ESPARGARO	35.258	1	P.ESPARGAR	1'50.567	1'50.707	(1)
2	M.BEZZECCHI	22.923	P.ESPARGARO	35.464	A.MARQUEZ	17.164	A.DOVIZIOSO	35.401	2	M.MARQUEZ	1'51.302	1'51.318	(2)
3	F.BAGNAIA	22.977	J.MARTIN	35.653	J.MIR	17.166	F.MORBIDELLI	35.462	3	A.DOVIZIOSO	1'51.611	1'51.756	(3)
4	M.MARQUEZ	22.983	A.DOVIZIOSO	35.677	M.OLIVEIRA	17.179	T.NAKAGAMI	35.466	4	A.MARQUEZ	1'51.662	1'51.874	(6)
5	M.VIÑALES	23.080	F.BAGNAIA	35.760	R.GARDNER	17.183	A.MARQUEZ	35.526	5	J.MARTIN	1'51.784	1'51.794	(5)
6	A.MARQUEZ	23.172	M.VIÑALES	35.795	T.NAKAGAMI	17.204	J.MARTIN	35.574	6	F.BAGNAIA	1'51.789	1'51.789	(4)
7	E.BASTIANINI	23.212	A.MARQUEZ	35.800	M.VIÑALES	17.214	M.OLIVEIRA	35.598	7	F.MORBIDELLI	1'51.797	1'51.911	(7)
8	T.NAKAGAMI	23.241	M.OLIVEIRA	35.817	M.MARQUEZ	17.232	F.QUARTARARO	35.606	8	M.VIÑALES	1'51.834	1'51.925	(8)
9	F.MORBIDELLI	23.248	F.MORBIDELLI	35.843	F.MORBIDELLI	17.244	M.MARQUEZ	35.661	9	M.OLIVEIRA	1'51.992	1'52.100	(10)
10	J.MARTIN	23.250	J.ZARCO	35.875	E.BASTIANINI	17.246	J.ZARCO	35.714	10	T.NAKAGAMI	1'52.046	1'52.046	(9)
11	A.DOVIZIOSO	23.283	J.MIR	35.917	J.ZARCO	17.248	R.GARDNER	35.727	11	J.MIR	1'52.124	1'52.306	(11)
12	J.MIR	23.309	E.BASTIANINI	35.938	A.DOVIZIOSO	17.250	J.MIR	35.732	12	J.ZARCO	1'52.320	1'52.320	(12)
13	F.QUARTARARO	23.328	T.NAKAGAMI	36.135	F.QUARTARARO	17.260	F.BAGNAIA	35.733	13	F.QUARTARAR	1'52.362	1'52.534	(13)
14	J.MILLER	23.361	J.MILLER	36.144	J.MARTIN	17.307	M.VIÑALES	35.745	14	M.BEZZECCHI	1'52.429	1'53.003	(16)
15	A.RINS	23.378	F.QUARTARARO	36.168	J.MILLER	17.314	M.BEZZECCHI	35.788	15	E.BASTIANINI	1'52.552	1'52.582	(14)
16	M.OLIVEIRA	23.398	B.BINDER	36.204	F.BAGNAIA	17.319	A.ESPARGARO	35.798	16	R.GARDNER	1'52.696	1'52.965	(15)
17	B.BINDER	23.476	M.BEZZECCHI	36.221	B.BINDER	17.393	J.MILLER	36.079	17	J.MILLER	1'52.898	1'53.103	(17)
18	J.ZARCO	23.483	R.GARDNER	36.232	A.ESPARGARO	17.408	E.BASTIANINI	36.156	18	A.ESPARGAR	1'53.203	1'53.302	(18)
19	A.ESPARGARO	23.553	L.SAVADORI	36.395	D.BINDER	17.468	A.RINS	36.208	19	B.BINDER	1'53.284	1'53.527	(19)
20	R.GARDNER	23.554	A.ESPARGARO	36.444	A.RINS	17.482	B.BINDER	36.211	20	D.BINDER	1'53.952	1'54.385	(21)
21	D.BINDER	23.653	D.BINDER	36.571	M.BEZZECCHI	17.497	D.BINDER	36.260	21	A.RINS	1'53.990	1'54.327	(20)
22	L.SAVADORI	23.906	F.DI GIANNANTO	36.737	L.SAVADORI	17.564	R.FERNANDEZ	36.795	22	L.SAVADORI	1'54.689	1'54.876	(22)
23	L.MARINI	23.984	A.RINS	36.922	F.DI GIANNANTO	17.720	L.SAVADORI	36.824	23	F.DI GIANNAN	1'55.373	1'55.571	(23)
24	F.DI GIANNANTO	24.002	R.FERNANDEZ	37.315	R.FERNANDEZ	17.897	F.DI GIANNANTO	36.914	24	R.FERNANDEZ	1'56.330		(-1)

These data/results cannot be reproduced, stored and/or transmitted in whole or in part by any manner of electronic, mechanical, photocopying, recording, broadcasting or otherwise now known or herein after developed without the previous express consent by the copyright owner, except for reproduction in daily press and regular printed publications on sale to the public within 60 days of the event related to those data/results and always provided that copyright symbol appears together as follows below.
© DORNA, 2022

Official MotoGP Timing by TISSOT
www.motogp.com





4592 m.

GRANDE PRÉMIO TISSOT DE PORTUGAL

Free Practice Nr. 2

Best Partial Times

MotoGP™

IT Ideal Lap Time, sum of the best partial times

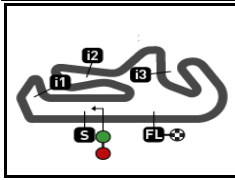
BT Best Lap Time

T1		T2		T3		T4				<i>IT</i>	<i>BT</i>	
<i>Pos</i>	<i>Rider</i>	<i>Time</i>	<i>Rider</i>	<i>Time</i>	<i>Rider</i>	<i>Time</i>	<i>Rider</i>	<i>Time</i>	<i>Pos</i>	<i>Rider</i>		
25	R.FERNANDEZ	24.323	L.MARINI	37.672	L.MARINI	18.419	L.MARINI	37.458	25	L.MARINI	1'57.533	(-1)

These data/results cannot be reproduced, stored and/or transmitted in whole or in part by any manner of electronic, mechanical, photocopying, recording, broadcasting or otherwise now known or herein after developed without the previous express consent by the copyright owner, except for reproduction in daily press and regular printed publications on sale to the public within 60 days of the event related to those data/results and always provided that copyright symbol appears together as follows below.
© DORNA, 2022


Official MotoGP Timing by **TISSOT**
www.motogp.com





4592 m.

GRANDE PRÉMIO TISSOT DE PORTUGAL
Free Practice Nr. 2
Fastest Laps Sequence

<i>Practice Time</i>	 <i>Rider</i>	<i>Nation</i>	<i>Motorcycle</i>	<i>Time</i>	<i>Km/h</i>	<i>Rider's Lap</i>
4'16.271	21 Franco MORBIDELLI	ITA	YAMAHA	1'55.162	143.5	2
4'21.913	63 Francesco BAGNAIA	ITA	DUCATI	1'54.537	144.3	2
4'27.040	44 Poi ESPARGARO	SPA	HONDA	1'54.463	144.4	2
5'07.908	20 Fabio QUARTARARO	FRA	YAMAHA	1'54.045	144.9	2
5'11.004	36 Joan MIR	SPA	SUZUKI	1'53.933	145.0	2
6'09.225	21 Franco MORBIDELLI	ITA	YAMAHA	1'52.954	146.3	3
6'13.702	63 Francesco BAGNAIA	ITA	DUCATI	1'51.789	147.8	3
8'10.099	44 Poi ESPARGARO	SPA	HONDA	1'50.984	148.9	4
10'00.806	44 Poi ESPARGARO	SPA	HONDA	1'50.707	149.3	5

These data/results cannot be reproduced, stored and/or transmitted in whole or in part by any manner of electronic, mechanical, photocopying, recording, broadcasting or otherwise now known or herein after developed without the previous express consent by the copyright owner, except for reproduction in daily press and regular printed publications on sale to the public within 60 days of the event related to those data/results and always provided that copyright symbol appears together as follows below.

© DORNA, 2022

Official MotoGP Timing by **TISSOT**
www.motogp.com

Portimao, Friday, April 22, 2022

