

4592 m.

GRANDE PRÉMIO TISSOT DE PORTUGAL

Free Practice Nr. 3

Classification

10

	Rider	Nation	Team	Motorcycle	Time	Lap	Total	Gap	Top Speed
1	88 Miguel OLIVEIRA	POR	Red Bull KTM Factory Racing	KTM	1'50.552	9	15		322.3
2	36 Joan MIR	SPA	Team SUZUKI ECSTAR	SUZUKI	1'50.601	7	9	0.049	0.049 327.2
3	20 Fabio QUARTARARO	FRA	Monster Energy Yamaha MotoGP	YAMAHA	1'50.606	8	13	0.054	0.005 324.3
4	33 Brad BINDER	RSA	Red Bull KTM Factory Racing	KTM	1'50.659	12	16	0.107	0.053 326.2
5	5 Johann ZARCO	FRA	Pramac Racing	DUCATI	1'51.243	9	15	0.691	0.584 334.3
6	41 Aleix ESPARGARO	SPA	Aprilia Racing	APRILIA	1'51.248	11	15	0.696	0.005 330.2
7	43 Jack MILLER	AUS	Ducati Lenovo Team	DUCATI	1'51.253	5	17	0.701	0.005 333.3
8	93 Marc MARQUEZ	SPA	Repsol Honda Team	HONDA	1'51.385	4	6	0.833	0.132 325.3
9	21 Franco MORBIDELLI	ITA	Monster Energy Yamaha MotoGP	YAMAHA	1'51.455	8	19	0.903	0.070 323.3
10	72 Marco BEZZECCHI	ITA	Mooney VR46 Racing Team	DUCATI	1'51.511	8	16	0.959	0.056 333.3
11	73 Alex MARQUEZ	SPA	LCR Honda CASTROL	HONDA	1'51.567	5	15	1.015	0.056 328.2
12	63 Francesco BAGNAIA	ITA	Ducati Lenovo Team	DUCATI	1'51.850	7	14	1.298	0.283 328.2
13	10 Luca MARINI	ITA	Mooney VR46 Racing Team	DUCATI	1'51.875	8	17	1.323	0.025 327.2
14	30 Takaaki NAKAGAMI	JPN	LCR Honda IDEMITSU	HONDA	1'51.898	8	17	1.346	0.023 330.2
15	25 Raul FERNANDEZ	SPA	Tech3 KTM Factory Racing	KTM	1'51.902	8	15	1.350	0.004 323.3
16	42 Alex RINS	SPA	Team SUZUKI ECSTAR	SUZUKI	1'51.961	7	15	1.409	0.059 332.3
17	89 Jorge MARTIN	SPA	Pramac Racing	DUCATI	1'52.153	7	16	1.601	0.192 327.2
18	87 Remy GARDNER	AUS	Tech3 KTM Factory Racing	KTM	1'52.247	7	13	1.695	0.094 320.4
19	12 Maverick VIÑALES	SPA	Aprilia Racing	APRILIA	1'52.296	7	13	1.744	0.049 328.2
20	44 Pol ESPARGARO	SPA	Repsol Honda Team	HONDA	1'52.620	6	9	2.068	0.324 328.2
21	4 Andrea DOVIZIOSO	ITA	WithU Yamaha RNF MotoGP Tea	YAMAHA	1'52.732	5	14	2.180	0.112 325.3
22	40 Darryn BINDER	RSA	WithU Yamaha RNF MotoGP Tea	YAMAHA	1'53.252	6	12	2.700	0.520 323.3
23	23 Enea BASTIANINI	ITA	Gresini Racing MotoGP	DUCATI	1'53.413	4	14	2.861	0.161 332.3
24	32 Lorenzo SAVADORI	ITA	Aprilia Racing	APRILIA	1'53.780	5	14	3.228	0.367 326.2
25	49 Fabio DI GIANNANTONIO	ITA	Gresini Racing MotoGP	DUCATI	1'54.366	12	18	3.814	0.586 329.2

Practice condition: **Wet**

Air: 12°

Humidity: 94%

Ground: 11°

Fastest Lap:	Lap: 9	Miguel OLIVEIRA	1'50.552	149.5 Km/h
Best Race Lap:	2021	Alex RINS	1'39.450	166.2 Km/h
All Time Lap Record:	2021	Francesco BAGNAIA	1'38.725	167.4 Km/h

The results are provisional until the end of the limit for protest and appeals.

Time limit for protest expires 30' after publication of the results - Time:

These data/results cannot be reproduced, stored and/or transmitted in whole or in part by any manner of electronic, mechanical, photocopying, recording, broadcasting or otherwise now known or herein after developed without the previous express consent by the copyright owner, except for reproduction in daily press and regular printed publications on sale to the public within 60 days of the event related to those data/results and always provided that copyright symbol appears together as follows below.

© DORNA, 2022

Official MotoGP Timing by TISSOT
www.motogp.com


Portimao, Saturday, April 23, 2022





GRANDE PRÉMIO TISSOT DE PORTUGAL
Free Practice Nr. 3
Combined Free Practice Times

11

	Rider	Nation	Team	MOTORCYCLE	FP1	FP2	FP3	Gap
1	88 M.OLIVEIRA	POR	Red Bull KTM Factory Racing	KTM	1'51.223	8 1'52.100	5 1'50.552	9
2	36 J.MIR	SPA	Team SUZUKI ECSTAR	SUZUKI	1'51.031	17 1'52.306	5 1'50.601	7 0.049 0.049
3	20 F.QUARTARARO	FRA	Monster Energy Yamaha MotoGP	YAMAHA	1'52.061	17 1'52.534	5 1'50.606	8 0.054 0.005
4	33 B.BINDER	RSA	Red Bull KTM Factory Racing	KTM	1'51.659	8 1'53.527	7 1'50.659	12 0.107 0.053
5	93 M.MARQUEZ	SPA	Repsol Honda Team	HONDA	1'50.666	17 1'51.318	7 1'51.385	4 0.114 0.007
6	44 P.ESPARGARO	SPA	Repsol Honda Team	HONDA	1'52.001	19 1'50.707	5 1'52.620	6 0.155 0.041
7	72 M.BEZZECCHI	ITA	Mooney VR46 Racing Team	DUCATI	1'51.136	10 1'53.003	7 1'51.511	8 0.584 0.429
8	5 J.ZARCO	FRA	Pramac Racing	DUCATI	1'51.170	19 1'52.320	5 1'51.243	9 0.618 0.034
9	41 A.ESPARGARO	SPA	Aprilia Racing	APRILIA	1'51.958	17 1'53.302	5 1'51.248	11 0.696 0.078
10	43 J.MILLER	AUS	Ducati Lenovo Team	DUCATI	1'51.437	5 1'53.103	5 1'51.253	5 0.701 0.005
11	12 M.VIÑALES	SPA	Aprilia Racing	APRILIA	1'51.309	18 1'51.925	6 1'52.296	7 0.757 0.056
12	89 J.MARTIN	SPA	Pramac Racing	DUCATI	1'51.343	15 1'51.794	5 1'52.153	7 0.791 0.034
13	63 F.BAGNAIA	ITA	Ducati Lenovo Team	DUCATI	1'51.387	17 1'51.789	3 1'51.850	7 0.835 0.044
14	21 F.MORBIDELLI	ITA	Monster Energy Yamaha MotoGP	YAMAHA	1'52.072	8 1'51.911	6 1'51.455	8 0.903 0.068
15	73 A.MARQUEZ	SPA	LCR Honda CASTROL	HONDA	1'51.648	17 1'51.874	5 1'51.567	5 1.015 0.112
16	10 L.MARINI	ITA	Mooney VR46 Racing Team	DUCATI	1'51.709	17 1'58.592	4 1'51.875	8 1.157 0.142
17	4 A.DOVIZIOSO	ITA	WithU Yamaha RNF MotoGP Team	YAMAHA	1'52.286	14 1'51.756	7 1'52.732	5 1.204 0.047
18	87 R.GARDNER	AUS	Tech3 KTM Factory Racing	KTM	1'51.820	15 1'52.965	8 1'52.247	7 1.268 0.064
19	23 E.BASTIANINI	ITA	Gresini Racing MotoGP	DUCATI	1'51.847	11 1'52.582	7 1'53.413	4 1.295 0.027
20	30 T.NAKAGAMI	JPN	LCR Honda IDEMITSU	HONDA	1'51.881	7 1'52.046	5 1'51.898	8 1.329 0.034
21	25 R.FERNANDEZ	SPA	Tech3 KTM Factory Racing	KTM	1'52.258	16 1'56.330	3 1'51.902	8 1.350 0.021
22	42 A.RINS	SPA	Team SUZUKI ECSTAR	SUZUKI	1'52.079	19 1'54.327	3 1'51.961	7 1.409 0.059
23	49 F.DI GIANNANTO	ITA	Gresini Racing MotoGP	DUCATI	1'52.881	16 1'55.571	7 1'54.366	12 2.329 0.920
24	40 D.BINDER	RSA	WithU Yamaha RNF MotoGP Team	YAMAHA	1'54.029	18 1'54.385	8 1'53.252	6 2.700 0.371
25	32 L.SAVADORI	ITA	Aprilia Racing	APRILIA	1'54.260	9 1'54.876	5 1'53.780	5 3.228 0.528

Pole Position Record:	2021	Francesco BAGNAIA	1'38.725	167.4 Km/h
Best Race Lap:	2021	Alex RINS	1'39.450	166.2 Km/h
All Time Lap Record:	2021	Francesco BAGNAIA	1'38.725	167.4 Km/h

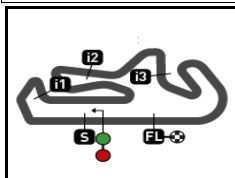
The results are provisional until the end of the limit for protest and appeals.

Time limit for protest expires 60' after publication of the results - Time:

These data/results cannot be reproduced, stored and/or transmitted in whole or in part by any manner of electronic, mechanical, photocopying, recording, broadcasting or otherwise now known or herein after developed without the previous express consent by the copyright owner, except for reproduction in daily press and regular printed publications on sale to the public within 60 days of the event related to those data/results and always provided that copyright symbol appears together as follows below.

© DORNA, 2022





4592 m.

GRANDE PRÉMIO TISSOT DE PORTUGAL

Free Practice Nr. 3

Top Speed & Average

12



Rider	Nation	Motorcycle	Top 5 speeds					Average	Top
5 Johann ZARCO	FRA	DUCATI	334.3	332.3	331.2	331.2	330.2	331.4	334.3
43 Jack MILLER	AUS	DUCATI	333.3	332.3	331.2	331.2	330.2	331.6	333.3
72 Marco BEZZECCHI	ITA	DUCATI	333.3	333.3	332.3	332.3	331.2	332.5	333.3
23 Enea BASTIANINI	ITA	DUCATI	332.3	331.2	331.2	330.2	330.2	331.0	332.3
42 Alex RINS	SPA	SUZUKI	332.3	331.2	329.2	329.2	329.2	330.1	332.3
30 Takaaki NAKAGAMI	JPN	HONDA	330.2	329.2	327.2	327.2	326.2	328.0	330.2
41 Aleix ESPARGARO	SPA	APRILIA	330.2	329.2	329.2	328.2	328.2	328.9	330.2
49 Fabio DI GIANNANTONIO	ITA	DUCATI	329.2	326.2	325.3	324.3	324.3	325.6	329.2
12 Maverick VIÑALES	SPA	APRILIA	328.2	328.2	328.2	327.2	326.2	327.2	328.2
44 Pol ESPARGARO	SPA	HONDA	328.2	326.2	326.2	326.2	325.3	326.2	328.2
63 Francesco BAGNAIA	ITA	DUCATI	328.2	328.2	327.2	327.2	327.2	327.6	328.2
73 Alex MARQUEZ	SPA	HONDA	328.2	328.2	328.2	327.2	327.2	327.8	328.2
10 Luca MARINI	ITA	DUCATI	327.2	326.2	326.2	325.3	323.3	325.3	327.2
36 Joan MIR	SPA	SUZUKI	327.2	326.2	326.2	326.2	325.3	326.0	327.2
89 Jorge MARTIN	SPA	DUCATI	327.2	326.2	326.2	325.3	325.3	326.0	327.2
32 Lorenzo SAVADORI	ITA	APRILIA	326.2	326.2	325.3	324.3	323.3	325.1	326.2
33 Brad BINDER	RSA	KTM	326.2	326.2	325.3	325.3	325.3	325.6	326.2
4 Andrea DOVIZIOSO	ITA	YAMAHA	325.3	324.3	324.3	321.4	320.4	323.1	325.3
21 Franco MORBIDELLI	ITA	YAMAHA	325.3	323.3	322.3	322.3	321.4	322.5	325.3
93 Marc MARQUEZ	SPA	HONDA	325.3	324.3	324.3	323.3		324.3	325.3
20 Fabio QUARTARARO	FRA	YAMAHA	324.3	324.3	324.3	323.3	323.3	323.8	324.3
25 Raul FERNANDEZ	SPA	KTM	323.3	320.4	320.4	319.5	318.5	320.4	323.3
40 Darryn BINDER	RSA	YAMAHA	323.3	322.3	322.3	321.4	321.4	322.1	323.3
88 Miguel OLIVEIRA	POR	KTM	322.3	322.3	322.3	321.4	320.4	321.1	322.3
87 Remy GARDNER	AUS	KTM	320.4	319.5	319.5	319.5	318.5	319.5	320.4

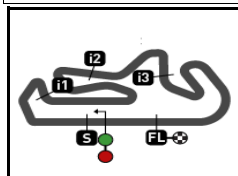
These data/results cannot be reproduced, stored and/or transmitted in whole or in part by any manner of electronic, mechanical, photocopying, recording, broadcasting or otherwise now known or herein after developed without the previous express consent by the copyright owner, except for reproduction in daily press and regular printed publications on sale to the public within 60 days of the event related to those data/results and always provided that copyright symbol appears together as follows below.

© DORNA, 2022

Official MotoGP Timing by TISSOT
www.motogp.com



Portimao, Saturday, April 23, 2022



4592 m.

GRANDE PRÉMIO TISSOT DE PORTUGAL

Free Practice Nr. 3

Chronological Analysis of Performances

13

* Lap / Sector time cancelled **T1** Time from finish line to 1st intermediate **T3** Time from 2nd intermed. to 3rd intermed.
P Crossing the finish line in pit lane **T2** Time from 1st intermed. to 2nd intermed. **T4** Time from 3rd intermediate to finish line
 ** Tyre data subject to further updates

Lap	Lap Time	T1	T2	T3	T4	Speed	Lap	Lap Time	T1	T2	T3	T4	Speed	
1st	88	Miguel OLIVEIRA KTM POR						1	3'10.741	14.922	39.552	18.192	36.966	
		Red Bull KTM Factory Racing						2	1'53.570	23.730	36.645	17.474	35.721	321.4
		Runs=1 Total laps=15 Full laps=12						3	1'52.143	23.349	36.035	17.318	35.441	321.4
Run #	1	Front Tyre	Wet-Medium	Rear Tyre	Wet-Soft		4	1'51.222	23.164	35.782	17.126	35.150	322.3	
		New Tyre		New Tyre			5	1'51.147	23.129	35.694	17.045	35.279	322.3	
1	3'05.805	14.708	39.031	18.306	36.981		6	1'51.022	22.995	35.839	17.024	35.164	322.3	
2	1'54.139	23.808	36.712	17.642	35.977	319.5	7	1'50.832	23.152	35.590	16.970	35.120	324.3	
3	1'59.144	23.620	42.579	17.580	35.365	320.4	8	1'50.606	23.015	35.486	16.999	35.106	323.3	
4	1'50.894	23.236	35.562	17.047	35.049	321.4	9	1'55.049	26.383	36.060	17.163	35.443	324.3	
5	1'50.796	23.155	35.557	17.104	34.980	322.3	10	1'51.137	23.001	35.706	17.138	35.292	323.3	
6	1'52.651	23.340	36.060	17.634	35.617	322.3	11	1'51.083	23.104	35.675	17.037	35.267	323.3	
7	1'50.583	23.019	35.532	16.950	35.082	322.3	12	2'11.477 P	24.041	36.945	17.639	52.852	324.3	
8	1'54.404	25.233	36.354	17.250	35.567	320.4	Run #	2	Front Tyre	Wet-Medium	Rear Tyre	Wet-Soft		
9	1'50.552	22.976	35.361	17.022	35.193	320.4			New Tyre		22 Laps at start			
10	1'54.844	25.117	36.284	17.517	35.926	320.4	13	21'59.808	16.407	43.949	19.629	38.617		
11	2'07.578 P	23.575	35.728	17.072	51.203	320.4								
4th	33	Brad BINDER KTM RSA						Run #	1	Front Tyre	Wet-Medium	Rear Tyre	Wet-Soft	
		Red Bull KTM Factory Racing								New Tyre		New Tyre		
		Runs=1 Total laps=17 Full laps=15						1	2'29.932	15.772	39.752	19.022	37.767	
		11 Laps at start 11 Laps at start						2	1'55.733	24.065	37.422	17.945	36.301	324.3
12	18'51.995	14.767	39.207	18.878	38.345		3	2'00.802	23.454	42.271	18.005	37.072	326.2	
13	1'58.240	24.736	37.934	18.319	37.251	311.2	4	1'53.039	23.597	36.264	17.285	35.893	326.2	
14	1'56.282	24.391	37.516	17.728	36.647	314.8	5	1'52.612	23.473	36.255	17.247	35.637	325.3	
15	1'54.663	23.780	36.819	17.692	36.372	314.8	6	2'04.289 *	23.309	46.954*	17.435	36.591	324.3	
							7	1'51.556	23.243	35.783	17.141	35.389	325.3	
							8	1'51.090	23.110	35.682	16.946	35.352	325.3	
							9	1'51.169	23.042	35.739	17.021	35.367	323.3	
							10	1'56.134	26.441	36.228	17.151	36.314	325.3	
							11	1'50.711	22.929	35.487	17.115	35.180	325.3	
							12	1'50.659	22.875	35.522	16.974	35.288	324.3	
							unfinished	22.784	35.506			323.3		
							Run #	2	Front Tyre	Wet-Medium	Rear Tyre	Wet-Soft		
									17 Laps at start		9 Laps at start			
							13	2'01.182	18.317	46.668	18.610	37.587		
							14	2'00.925	26.977	38.384	18.606	36.958	321.4	
							15	1'59.424	23.788	37.372	20.864	37.400	323.3	
							16	1'59.156	24.018	39.328	18.481	37.329	318.5	
2nd	36	Joan MIR SUZUKI SPA												
		Team SUZUKI ECSTAR												
		Runs=1 Total laps=9 Full laps=5												
Run #	1	Front Tyre	Wet-Medium	Rear Tyre	Wet-Soft									
		13 Laps at start		2 Laps at start										
1	7'11.126	14.424	37.923	17.798	36.501									
2	1'53.037	23.576	36.489	17.253	35.719	325.3								
3	1'52.103 *	23.232	35.984*	17.215	35.672	326.2								
4	1'51.573	23.106	35.975	17.118	35.374	326.2								
5	1'51.024	23.000	35.796	16.979	35.249	326.2								
6	1'51.207	23.203	35.738	17.088	35.178	325.3								
7	1'50.601	23.149	35.626	16.851	34.975	325.3								
8	2'14.787 P	24.599	37.550	17.925	54.713	327.2								
Run #	2	Front Tyre	Wet-Medium	Rear Tyre	Wet-Soft									
		New Tyre		New Tyre										
9	25'05.328	18.288	40.421	19.152	39.350									
3rd	20	Fabio QUARTARARO YAMAHA FRA												
		Monster Energy Yamaha MotoGP												
		Runs=1 Total laps=13 Full laps=10												
Run #	1	Front Tyre	Wet-Medium	Rear Tyre	Wet-Soft									
		16 Laps at start		10 Laps at start										

Fastest Lap: Miguel OLIVEIRA Red Bull KTM Factory POR **1'50.552** 22.976 35.361 17.022 35.193

These data/results cannot be reproduced, stored and/or transmitted in whole or in part by any manner of electronic, mechanical, photocopying, recording, broadcasting or otherwise now known or herein after developed without the previous express consent by the copyright owner, except for reproduction in daily press and regular printed publications on sale to the public within 60 days of the event related to those data/results and always provided that copyright symbol appears together as follows below.
 © DORNA, 2022



Free Practice Nr. 3

MotoGP

Lap	Lap Time	T1	T2	T3	T4	Speed	Lap	Lap Time	T1	T2	T3	T4	Speed
19	2'00.887	23.837	38.660	20.925	37.465	315.7	Run # 1	Front Tyre	Wet-Soft	Rear Tyre	Wet-Soft		
							19 Laps at start				8 Laps at start		
10th	72	Marco BEZZECCHI				DUCATI	ITA						
Mooney VR46 Racing Team							Runs=1		Total laps=16		Full laps=13		
Run #	1	Front Tyre	Wet-Medium	Rear Tyre	Wet-Soft								
							7 Laps at start			4 Laps at start			
1	2'26.791	15.877	41.041	19.069	38.498								
2	1'55.981	24.270	37.611	17.967	36.133	328.2							
3	1'54.508	23.478	37.066	17.846	36.118	332.3							
4	1'54.338	23.870	36.505	17.636	36.327	333.3							
5	1'52.524	23.376	36.319	17.465	35.364	329.2							
6	1'51.942	23.123	36.077	17.270	35.472	333.3							
7	1'51.999	23.399	36.026	17.355	35.219	330.2							
8	1'51.511	23.072	35.852	17.232	35.355	332.3							
9	2'17.738	P 24.712	37.218	20.956	54.852	331.2							
Run #	2	Front Tyre	Wet-Medium	Rear Tyre	Wet-Soft								
							New Tyre			New Tyre			
10	10'13.535	19.003	43.704	19.302	39.085								
11	1'57.170	24.283	37.710	18.174	37.003	323.3							
12	1'55.312	23.674	37.040	18.034	36.564	323.3							
13	1'54.333	23.457	36.928	17.773	36.175	322.3							
14	1'53.847	23.272	36.704	17.736	36.135	323.3							
15	1'53.569	23.380	36.468	17.740	35.981	322.3							
16	1'53.483	23.372	36.419	17.737	35.955	325.3							
11th	73	Alex MARQUEZ				HONDA	SPA						
LCR Honda CASTROL							Runs=2		Total laps=16		Full laps=12		
Run #	1	Front Tyre	Wet-Medium	Rear Tyre	Wet-Soft								
							New Tyre			New Tyre			
1	2'20.742	15.930	40.429	19.205	37.471								
2	1'56.282	24.320	37.343	17.959	36.660	325.3							
3	1'53.688	23.794	36.507	17.663	35.724	324.3							
4	1'52.489	23.550	35.974	17.372	35.593	326.2							
5	1'51.567	23.307	35.677	17.277	35.306	328.2							
unfinished		23.634				327.2							
Run #	2	Front Tyre	Wet-Medium	Rear Tyre	Wet-Soft								
							New Tyre			New Tyre			
6	1'48.613	14.866	38.598	18.374	36.775								
7	1'54.165	23.601	36.843	17.597	36.124	328.2							
8	1'52.941	23.381	36.321	17.412	35.827	328.2							
9	1'54.139	* 23.279	36.158*	18.438*	36.264	326.2							
10	1'53.550	23.467	36.305	17.721	36.057	324.3							
11	2'18.498	P 25.422	38.094	18.698	56.284	320.4							
Run #	3	Front Tyre	Wet-Medium	Rear Tyre	Wet-Soft								
							6 Laps at start			6 Laps at start			
12	10'41.871	15.084	39.770	18.870	37.693								
13	1'56.387	24.137	37.562	18.095	36.593	323.3							
14	1'54.903	23.619	37.175	17.889	36.220	324.3							
15	1'54.065	23.539	36.856	17.678	35.992	327.2							
12th	63	Francesco BAGNAIA				DUCATI	ITA						
Ducati Lenovo Team							Runs=2		Total laps=14		Full laps=9		
Run #	1	Front Tyre	Wet-Medium	Rear Tyre	Wet-Soft								
							6 Laps at start			6 Laps at start			
1	2'22.379	16.010	40.860	18.542	37.484								
2	1'56.786	24.097	37.747	18.246	36.696	315.7							
3	1'56.711	23.616	38.859	17.863	36.373	322.3							
4	1'56.871	23.530	36.722	17.597	39.022	323.3							
5	1'52.971	23.430	36.396	17.372	35.773	325.3							
6	1'53.028	23.433	36.273	17.554	35.768	327.2							
7	1'52.027	23.436	35.867	17.241	35.483	326.2							
8	1'51.875	23.211	35.729	17.274	35.661	326.2							
9	1'53.329	23.209	36.539	17.690	35.891	321.4							
10	2'15.010	P 23.237	37.729	18.834	55.210	323.3							
Run #	2	Front Tyre	Wet-Medium	Rear Tyre	Wet-Soft								
							17 Laps at start			10 Laps at start			
11	9'54.139	16.700	40.695	19.326	38.501								
12	1'59.555	24.576	38.628	18.712	37.639	313.9							
13	1'57.756	24.215	37.872	18.202	37.467	315.7							
14	1'56.361	23.885	37.457	17.944	37.075	316.7							
15	2'20.431	23.791	50.939	19.068	46.633	315.7							
16	1'58.710	24.565	38.505	18.320	37.320	317.6							
17	2'22.225	P 24.879*	40.954	19.158	57.234	317.6							
14th	30	Takaaki NAKAGAMI				HONDA	JPN						
LCR Honda IDEMITSU							Runs=2		Total laps=17		Full laps=10		
Run #	1	Front Tyre	Wet-Medium	Rear Tyre	Wet-Soft								
							New Tyre			13 Laps at start			
1	2'52.063	14.743	39.377	18.820	37.423								
2	1'54.647	24.038	36.911	17.647	36.051	324.3							
3	1'53.350	23.368	36.569	17.510	35.903	326.2							
4	1'52.511	23.392	36.269	17.290	35.560	327.2							
5	1'53.881	24.127	36.441	17.501	35.812	330.2							

Fastest Lap: Miquel OLIVEIRA Red Bull KTM Factory POR **1'50.552** 22.976 35.361 17.022 35.193

These data/results cannot be reproduced, stored and/or transmitted in whole or in part by any manner of electronic, mechanical, photocopying, recording, broadcasting or otherwise now known or herein after developed without the previous express consent by the copyright owner, except for reproduction in daily press and regular printed publications on sale to the public within 60 days of the event related to those data/results and always provided that copyright symbol appears together as follows below.
© DORNA, 2022

Official MotoGP Timing by TISSOT
www.motogp.com

Portimao, Saturday, April 23, 2022

Page 3 of 6



Free Practice Nr. 3

MotoGP

Lap	Lap Time	T1	T2	T3	T4	Speed	Lap	Lap Time	T1	T2	T3	T4	Speed
6	1'51.775 *	23.028	35.862*	17.207	35.678	329.2	Run # 2	Front Tyre	Wet-Medium	Rear Tyre	Wet-Soft		
7	1'52.802	23.609	35.946	17.436	35.811	325.3							
8	1'51.898	22.991	35.968	17.185	35.754	327.2							
9	2'17.546 P	26.653	39.081	18.227	53.585	325.3							
Run # 2							Run # 3						
9 Laps at start							8 Laps at start						
New Tyre							New Tyre						
10	8'35.837	14.839	38.979	18.418	37.060		13	10'34.565	15.197	38.751	18.269	37.375	
11	1'55.850	23.734	37.602	17.773	36.741	321.4	14	2'03.782	24.428	44.260	18.095	36.999	320.4
12	2'14.470 P	23.577	38.138*	18.697	54.058	318.5	15	2'14.942 P	24.361*	38.137	17.903	54.541	323.3
Run # 3							Run # 1						
12 Laps at start							8 Laps at start						
3 Laps at start							New Tyre						
13	7'20.317	15.041	38.609	18.200	36.876		1	2'47.233	15.005	39.040	18.584	37.215	
14	1'54.867	24.014	36.868	17.655	36.330	321.4	2	1'55.051	24.275	36.849	17.807	36.120	321.4
15	1'56.315 *	24.410*	37.398	17.913	36.594	319.5	3	1'52.922	23.648	36.146	17.559	35.569	327.2
16	1'54.745	23.635	37.319	17.790	36.001	321.4	4	1'52.728	23.328	36.216	17.379	35.805	324.3
17	1'52.851	23.348	36.392	17.433	35.678	322.3	5	1'53.868	25.069	36.048	17.301	35.450	326.2
15th 25 Raul FERNANDEZ							Run # 2						
Tech3 KTM Factory Racing							8 Laps at start						
KTM SPA							New Tyre						
Runs=2 Total laps=15 Full laps=8							New Tyre						
Run # 1	Front Tyre	Wet-Medium	Rear Tyre	Wet-Soft			9	9'24.045 *	14.604	38.347*	18.869*	37.090	
1	2'44.998	15.492	39.681	18.772	38.312		10	1'55.389	23.973	37.000	17.951	36.465	323.3
2	1'56.328	24.641	37.403	17.796	36.488	316.7	11	2'15.448 P	25.525	37.765	18.286	53.872	323.3
3	1'56.703 *	25.647*	37.241	17.520	36.295	317.6	Run # 3						
4	1'53.457	23.645	36.578	17.393	35.841	316.7	19 Laps at start						
5	1'56.074	24.743	37.612	17.570	36.149	320.4	3 Laps at start						
6	1'52.725 *	23.439	36.240*	17.326	35.720	318.5	12	8'40.891	14.810	38.548	18.474	37.424	
7	1'52.112	23.389	36.001	17.288	35.434	320.4	13	1'57.749	24.349	38.981	17.983	36.436	319.5
8	1'51.902	23.435	35.831	17.170	35.466	323.3	14	2'02.274	29.020	38.065	18.411	36.778	324.3
9	2'17.652 P	25.942	38.803	18.396	54.511	319.5	15	1'54.271	23.848	36.544	17.647	36.232	320.4
Run # 2							16	1'54.085	23.865	36.355	17.781	36.084	323.3
9 Laps at start							New Tyre						
9 Laps at start							New Tyre						
10	7'44.063 *	15.575	38.729*	21.993*	37.737		Run # 1						
11	1'56.464	24.026	37.281	17.999	37.158	315.7	16 Laps at start						
12	2'14.250 P	24.080	37.703	17.990	54.477	313.9	New Tyre						
Run # 3							New Tyre						
12 Laps at start							New Tyre						
12 Laps at start							New Tyre						
13	11'33.561	18.588	39.538	21.115	38.121		1	2'45.355	17.204	41.360	20.637	43.649	
14	1'59.699	25.079	38.525	18.457	37.638	313.9	2	1'56.385	24.542	37.688	17.903	36.252	317.6
15	1'58.230	24.823	37.719	18.301	37.387	313.0	3	1'54.316	23.781	36.947	17.824	35.764	318.5
16th 42 Alex RINS							4	1'53.648	24.076	36.412	17.543	35.617	319.5
Team SUZUKI ECSTAR							5	1'58.434	27.995	36.820	17.721	35.898	319.5
SUZUKI SPA							6	2'02.837 *	24.017	36.540*	18.521	43.759	319.5
Runs=3 Total laps=15 Full laps=8							7	1'52.247	23.487	36.149	17.197	35.414	320.4
Run # 1	Front Tyre	Wet-Medium	Rear Tyre	Wet-Soft			8	1'52.659	23.563	36.230	17.348	35.518	317.6
1	2'42.179	15.384	39.266	18.865	37.983		9	2'13.154 P	23.570	36.498	17.234	55.852	316.7
2	1'57.020	25.228	37.376	17.974	36.442	325.3	Run # 2						
3	1'54.142	23.472	36.601	17.503	36.566	327.2	9 Laps at start						
4	1'52.755	23.535	36.252	17.413	35.555	329.2	9 Laps at start						
5	1'52.562	23.487	36.177	17.283	35.615	329.2	10	8'05.236 *	16.296	39.537*	19.521*	37.733	
6	1'52.372 *	23.255	36.159*	17.370	35.588	331.2	11	1'55.657	24.272	37.104	17.811	36.470	313.9
7	1'51.961	23.291	35.881	17.181	35.608	332.3	12	4'14.675 P	24.178	?'29.270	22.867	58.360	315.7
8	2'03.337	23.326	38.470	22.714	38.827	329.2	Run # 1						
9	2'14.322 P	23.553	37.717	18.415	54.637	329.2	19 Laps at start						
Fastest Lap: Miquel OLIVEIRA							Red Bull KTM Factory POR 1'50.552 22.976 35.361 17.022 35.193						

These data/results cannot be reproduced, stored and/or transmitted in whole or in part by any manner of electronic, mechanical, photocopying, recording, broadcasting or otherwise now known or herein after developed without the previous express consent by the copyright owner, except for reproduction in daily press and regular printed publications on sale to the public within 60 days of the event related to those data/results and always provided that copyright symbol appears together as follows below.
© DORNA, 2022



Free Practice Nr. 3

MotoGP

Lap	Lap Time	T1	T2	T3	T4	Speed	Lap	Lap Time	T1	T2	T3	T4	Speed
-----	----------	----	----	----	----	-------	-----	----------	----	----	----	----	-------

24th **32** **Lorenzo SAVADORI** APRILIA ITA
Aprilia Racing

Runs=2 Total laps=14 Full laps=8

Run #	1	Front Tyre	Wet-Medium	Rear Tyre	Wet-Soft
-------	---	------------	------------	-----------	----------

10 Laps at start 10 Laps at start

1	2'48.179	20.862	42.462	22.695	43.096	
2	1'59.350	24.656	37.497	18.134	39.063	306.8
3	1'55.615	24.002	37.006	17.868	36.739	326.2
4	1'54.618	24.082	36.371	17.832	36.333	324.3
5	1'53.780	23.943	35.960	17.698	36.179	323.3
6	1'53.886 *	23.739	36.000*	17.662	36.485	325.3
7	2'28.160 P	33.178	41.011	19.147	54.824	326.2

Run #	2	Front Tyre	Wet-Medium	Rear Tyre	Wet-Soft
-------	---	------------	------------	-----------	----------

17 Laps at start 17 Laps at start

8	11'22.092 *	14.093	39.252*	19.281*	40.627	
9	2'03.051	25.395	37.841	19.384	40.431	320.4
10	1'56.761	24.429	37.136	18.005	37.191	307.6
11	2'12.980 P	24.207	37.273	18.166	53.334	308.5

Run #	3	Front Tyre	Wet-Medium	Rear Tyre	Wet-Soft
-------	---	------------	------------	-----------	----------

21 Laps at start 21 Laps at start

12	9'05.426	21.943	41.055	25.692	38.505	
13	1'59.662	24.581	39.057	18.395	37.629	312.1
14	2'01.583	24.756	38.582	18.262	39.983	313.0

25th **49** **Fabio DI GIANNANTON** DUCATI ITA
Gresini Racing MotoGP

Runs=1 Total laps=18 Full laps=13

Run #	1	Front Tyre	Wet-Medium	Rear Tyre	Wet-Soft
-------	---	------------	------------	-----------	----------

7 Laps at start 7 Laps at start

1	2'31.128	15.857	39.998	18.882	37.759	
2	1'56.912	24.533	37.621	18.171	36.587	322.3
3	1'55.927	24.059	37.247	17.925	36.696	324.3
4	1'54.753	24.013	36.695	17.674	36.371	324.3
5	1'54.909	24.022	36.905	17.567	36.415	326.2
6	1'54.840 *	23.848	36.810*	17.662	36.520	329.2
7	2'03.744	25.190	43.434	18.657	36.463	324.3
8	2'17.168 P	26.374	36.840	17.733	56.221	325.3

Run #	2	Front Tyre	Wet-Medium	Rear Tyre	Wet-Soft
-------	---	------------	------------	-----------	----------

New Tyre New Tyre

9	11'56.420	17.629	40.954	18.805	38.383	
10	1'56.785	24.269	37.506	17.932	37.078	316.7
11	1'55.237	23.924	37.002	17.770	36.541	316.7
12	1'54.366	23.710	36.753	17.744	36.159	318.5
13	1'54.657	23.766	36.616	17.690	36.585	317.6
14	1'55.192	23.926	36.917	17.870	36.479	319.5
15	1'55.974	23.997	37.204	17.835	36.938	319.5
16	2'02.383 *	25.090*	40.965	19.167	37.161	315.7
17	1'59.094	24.129	37.149	20.614	37.202	320.4
18	1'55.796	24.055	37.178	17.883	36.680	322.3

Fastest Lap: Miquel OLIVEIRA Red Bull KTM Factory POR **1'50.552** 22.976 35.361 17.022 35.193

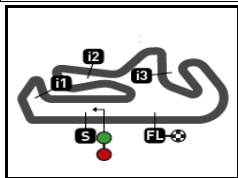
These data/results cannot be reproduced, stored and/or transmitted in whole or in part by any manner of electronic, mechanical, photocopying, recording, broadcasting or otherwise now known or herein after developed without the previous express consent by the copyright owner, except for reproduction in daily press and regular printed publications on sale to the public within 60 days of the event related to those data/results and always provided that copyright symbol appears together as follows below.
© DORNA, 2022

Official MotoGP Timing by **TISSOT**
www.motogp.com

Portimao, Saturday, April 23, 2022

Page 6 of 6





4592 m.

GRANDE PRÉMIO TISSOT DE PORTUGAL

Free Practice Nr. 3

Best Partial Times

MotoGP™

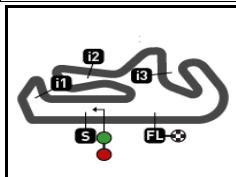
IT Ideal Lap Time, sum of the best partial times

BT Best Lap Time

T1		T2		T3		T4				IT		BT	
Pos	Rider	Time	Rider	Time	Rider	Time	Rider	Time	Pos	Rider	IT	BT	
1	B.BINDER	22.784	M.OLIVEIRA	35.361	J.MIR	16.851	J.MIR	34.975	1	M.OLIVEIRA	1'50.267	1'50.552	(1)
2	A.ESPARGARO	22.861	J.ZARCO	35.435	B.BINDER	16.946	M.OLIVEIRA	34.980	2	B.BINDER	1'50.397	1'50.659	(4)
3	M.OLIVEIRA	22.976	F.QUARTARARO	35.486	M.OLIVEIRA	16.950	F.QUARTARARO	35.106	3	J.MIR	1'50.452	1'50.601	(2)
4	T.NAKAGAMI	22.991	B.BINDER	35.487	F.QUARTARARO	16.970	B.BINDER	35.180	4	F.QUARTARAR	1'50.557	1'50.606	(3)
5	F.QUARTARARO	22.995	J.MILLER	35.503	J.MILLER	17.008	M.BEZZECCHI	35.219	5	J.MILLER	1'51.004	1'51.253	(7)
6	J.MIR	23.000	J.MIR	35.626	A.ESPARGARO	17.051	M.MARQUEZ	35.258	6	J.ZARCO	1'51.057	1'51.243	(5)
7	M.MARQUEZ	23.016	A.MARQUEZ	35.677	J.ZARCO	17.090	A.MARQUEZ	35.306	7	A.ESPARGAR	1'51.183	1'51.248	(6)
8	M.BEZZECCHI	23.072	F.MORBIDELLI	35.679	R.FERNANDEZ	17.170	F.MORBIDELLI	35.350	8	M.MARQUEZ	1'51.285	1'51.385	(8)
9	F.BAGNAIA	23.098	A.ESPARGARO	35.688	F.MORBIDELLI	17.172	J.MILLER	35.353	9	M.BEZZECCHI	1'51.375	1'51.511	(10)
10	M.VIÑALES	23.104	M.MARQUEZ	35.711	F.BAGNAIA	17.173	J.MARTIN	35.357	10	F.MORBIDELLI	1'51.378	1'51.455	(9)
11	J.ZARCO	23.136	L.MARINI	35.729	A.RINS	17.181	J.ZARCO	35.396	11	A.MARQUEZ	1'51.539	1'51.567	(11)
12	J.MILLER	23.140	R.FERNANDEZ	35.831	T.NAKAGAMI	17.185	R.GARDNER	35.414	12	L.MARINI	1'51.662	1'51.875	(13)
13	F.MORBIDELLI	23.177	F.BAGNAIA	35.848	R.GARDNER	17.197	R.FERNANDEZ	35.434	13	T.NAKAGAMI	1'51.682	1'51.898	(14)
14	E.BASTIANINI	23.182	M.BEZZECCHI	35.852	E.BASTIANINI	17.232	L.MARINI	35.483	14	J.MARTIN	1'51.805	1'52.153	(17)
15	A.DOVIZIOSO	23.205	A.RINS	35.881	M.BEZZECCHI	17.232	A.RINS	35.555	15	F.BAGNAIA	1'51.812	1'51.850	(12)
16	L.MARINI	23.209	J.MARTIN	35.882	L.MARINI	17.241	T.NAKAGAMI	35.560	16	R.FERNANDEZ	1'51.824	1'51.902	(15)
17	P.ESPARGARO	23.218	M.VIÑALES	35.928	J.MARTIN	17.241	A.ESPARGARO	35.583	17	A.RINS	1'51.872	1'51.961	(16)
18	A.RINS	23.255	P.ESPARGARO	35.934	P.ESPARGARO	17.277	F.BAGNAIA	35.693	18	P.ESPARGAR	1'52.145	1'52.620	(20)
19	A.MARQUEZ	23.279	T.NAKAGAMI	35.946	A.MARQUEZ	17.277	A.DOVIZIOSO	35.698	19	M.VIÑALES	1'52.235	1'52.296	(19)
20	J.MARTIN	23.325	L.SAVADORI	35.960	M.MARQUEZ	17.300	P.ESPARGARO	35.716	20	R.GARDNER	1'52.247	1'52.247	(18)
21	R.FERNANDEZ	23.389	A.DOVIZIOSO	36.142	M.VIÑALES	17.340	E.BASTIANINI	35.859	21	E.BASTIANINI	1'52.445	1'53.413	(23)
22	R.GARDNER	23.487	R.GARDNER	36.149	D.BINDER	17.403	M.VIÑALES	35.863	22	A.DOVIZIOSO	1'52.456	1'52.732	(21)
23	D.BINDER	23.531	E.BASTIANINI	36.172	A.DOVIZIOSO	17.411	D.BINDER	35.962	23	D.BINDER	1'53.191	1'53.252	(22)
24	F.DI GIANNANTO	23.710	D.BINDER	36.295	F.DI GIANNANTO	17.567	F.DI GIANNANTO	36.159	24	L.SAVADORI	1'53.540	1'53.780	(24)

These data/results cannot be reproduced, stored and/or transmitted in whole or in part by any manner of electronic, mechanical, photocopying, recording, broadcasting or otherwise now known or herein after developed without the previous express consent by the copyright owner, except for reproduction in daily press and regular printed publications on sale to the public within 60 days of the event related to those data/results and always provided that copyright symbol appears together as follows below.
© DORNA, 2022





4592 m.

GRANDE PRÉMIO TISSOT DE PORTUGAL

Free Practice Nr. 3

Best Partial Times

MotoGP™

IT Ideal Lap Time, sum of the best partial times

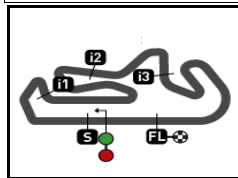
BT Best Lap Time

		T1		T2		T3		T4				
<i>Pos</i>	<i>Rider</i>	<i>Time</i>	<i>Rider</i>	<i>Time</i>	<i>Rider</i>	<i>Time</i>	<i>Rider</i>	<i>Time</i>	<i>Pos</i>	<i>Rider</i>	<i>IT</i>	<i>BT</i>
25	L.SAVADORI	23.739	F.DI GIANNANTO	36.616	L.SAVADORI	17.662	L.SAVADORI	36.179	25	F.DI GIANNAN	1'54.052	1'54.366 (25)

These data/results cannot be reproduced, stored and/or transmitted in whole or in part by any manner of electronic, mechanical, photocopying, recording, broadcasting or otherwise now known or herein after developed without the previous express consent by the copyright owner, except for reproduction in daily press and regular printed publications on sale to the public within 60 days of the event related to those data/results and always provided that copyright symbol appears together as follows below.
© DORNA, 2022

Official MotoGP Timing by **TISSOT**
www.motogp.com






4592 m.

GRANDE PRÉMIO TISSOT DE PORTUGAL

Free Practice Nr. 3

Fastest Laps Sequence

<i>Practice Time</i>	 <i>Rider</i>	<i>Nation</i>	<i>Motorcycle</i>	<i>Time</i>	<i>Km/h</i>	<i>Rider's Lap</i>
4'12.324	4 Andrea DOVIZIOSO	ITA	YAMAHA	1'56.763	141.5	2
4'16.844	63 Francesco BAGNAIA	ITA	DUCATI	1'55.343	143.3	2
4'36.813	23 Enea BASTIANINI	ITA	DUCATI	1'54.950	143.8	2
4'39.450	5 Johann ZARCO	FRA	DUCATI	1'54.927	143.8	2
4'46.710	30 Takaaki NAKAGAMI	JPN	HONDA	1'54.647	144.1	2
4'59.944	88 Miguel OLIVEIRA	POR	KTM	1'54.139	144.8	2
5'04.311	20 Fabio QUARTARARO	FRA	YAMAHA	1'53.570	145.5	2
6'10.288	63 Francesco BAGNAIA	ITA	DUCATI	1'53.444	145.7	3
6'35.206	89 Jorge MARTIN	SPA	DUCATI	1'52.922	146.3	3
6'56.454	20 Fabio QUARTARARO	FRA	YAMAHA	1'52.143	147.4	3
6'57.753	43 Jack MILLER	AUS	DUCATI	1'51.334	148.4	3
8'47.676	20 Fabio QUARTARARO	FRA	YAMAHA	1'51.222	148.6	4
8'49.982	88 Miguel OLIVEIRA	POR	KTM	1'50.894	149.0	4
10'40.778	88 Miguel OLIVEIRA	POR	KTM	1'50.796	149.2	5
14'24.012	88 Miguel OLIVEIRA	POR	KTM	1'50.583	149.4	7
18'08.968	88 Miguel OLIVEIRA	POR	KTM	1'50.552	149.5	9

These data/results cannot be reproduced, stored and/or transmitted in whole or in part by any manner of electronic, mechanical, photocopying, recording, broadcasting or otherwise now known or herein after developed without the previous express consent by the copyright owner, except for reproduction in daily press and regular printed publications on sale to the public within 60 days of the event related to those data/results and always provided that copyright symbol appears together as follows below.

© DORNA, 2022

Official MotoGP Timing by TISSOT
www.motogp.com



Portimao, Saturday, April 23, 2022