


4542 m.

MOTUL TT ASSEN

Free Practice Nr. 2

Classification

6

		Rider	Nation	Team	Motorcycle	Time	Lap Total	Gap	Top Speed
1	16	Joe ROBERTS	USA	Italtrans Racing Team	KALEX	1'37.393	18 19		255.5
2	37	Augusto FERNANDEZ	SPA	Red Bull KTM Ajo	KALEX	1'37.529	17 17	0.136 0.136	256.0
3	75	Albert ARENAS	SPA	Inde GASGAS Aspar Team	KALEX	1'37.569	10 18	0.176 0.040	256.6
4	79	Ai OGURA	JPN	IDEMITSU Honda Team Asia	KALEX	1'37.710	18 19	0.317 0.141	257.6
5	54	Fermin ALDEGUER	SPA	MB Conveyors Speed Up	BOSCOSCURO	1'37.840	18 19	0.447 0.130	253.4
6	21	Alonso LOPEZ	SPA	MB Conveyors Speed Up	BOSCOSCURO	1'37.942	17 19	0.549 0.102	255.0
7	40	Aron CANET	SPA	Flexbox HP40	KALEX	1'37.960	9 10	0.567 0.018	252.8
8	13	Celestino VIETTI	ITA	Mooney VR46 Racing Team	KALEX	1'37.964	18 20	0.571 0.004	256.6
9	9	Jorge NAVARRO	SPA	Flexbox HP40	KALEX	1'37.973	16 17	0.580 0.009	256.0
10	12	Filip SALAC	CZE	Gresini Racing Moto2	KALEX	1'37.978	10 17	0.585 0.005	255.5
11	42	Marcos RAMIREZ	SPA	MV Agusta Forward Racing	MV AGUSTA	1'38.076	17 19	0.683 0.098	253.4
12	35	Somkiat CHANTRA	THA	IDEMITSU Honda Team Asia	KALEX	1'38.100	17 19	0.707 0.024	255.0
13	14	Tony ARBOLINO	ITA	Elf Marc VDS Racing Team	KALEX	1'38.180	16 16	0.787 0.080	255.5
14	61	Alessandro ZACCONE	ITA	Gresini Racing Moto2	KALEX	1'38.252	17 19	0.859 0.072	253.4
15	64	Bo BENDSNEYDER	NED	Pertamina Mandalika SAG Team	KALEX	1'38.275	20 20	0.882 0.023	253.4
16	6	Cameron BEAUBIER	USA	American Racing	KALEX	1'38.310	16 19	0.917 0.035	255.0
17	23	Marcel SCHROTTER	GER	Liqui Moly Intact GP	KALEX	1'38.401	10 18	1.008 0.091	256.0
18	22	Sam LOWES	GBR	Elf Marc VDS Racing Team	KALEX	1'38.425	7 8	1.032 0.024	252.3
19	18	Manuel GONZALEZ	SPA	Yamaha VR46 Master Camp Tea	KALEX	1'38.434	13 14	1.041 0.009	255.0
20	96	Jake DIXON	GBR	Inde GASGAS Aspar Team	KALEX	1'38.452	5 15	1.059 0.018	253.9
21	52	Jeremy ALCOBA	SPA	Liqui Moly Intact GP	KALEX	1'38.561	19 19	1.168 0.109	255.0
22	7	Barry BALTUS	BEL	RW Racing GP	KALEX	1'38.794	5 20	1.401 0.233	252.8
23	19	Lorenzo DALLA PORTA	ITA	Italtrans Racing Team	KALEX	1'39.102	15 15	1.709 0.308	258.2
24	84	Zonta VAN DEN GOORBE	NED	RW Racing GP	KALEX	1'39.295	16 19	1.902 0.193	254.4
25	55	Alex TOLEDO	SPA	Pertamina Mandalika SAG Team	KALEX	1'39.505	18 18	2.112 0.210	252.8
26	28	Niccolò ANTONELLI	ITA	Mooney VR46 Racing Team	KALEX	1'39.664	17 18	2.271 0.159	256.0
27	4	Sean Dylan KELLY	USA	American Racing	KALEX	1'40.071	11 15	2.678 0.407	252.3
28	24	Simone CORSI	ITA	MV Agusta Forward Racing	MV AGUSTA	1'40.252	15 16	2.859 0.181	250.3
29	81	Keminth KUBO	THA	Yamaha VR46 Master Camp Tea	KALEX	1'40.533	10 16	3.140 0.281	253.4

Practice condition: **Wet-Dry**

Air: 22°

Humidity: 82%

Ground: 25°

Fastest Lap:

Lap: 18	Joe ROBERTS	1'37.393	167.8 Km/h
Best Race Lap: 2021	Raul FERNANDEZ	1'36.690	169.1 Km/h
All Time Lap Record: 2015	Johann ZARCO	1'36.346	169.7 Km/h

The results are provisional until the end of the limit for protest and appeals.

Time limit for protest expires 30' after publication of the results - Time:

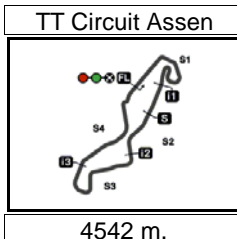
These data/results cannot be reproduced, stored and/or transmitted in whole or in part by any manner of electronic, mechanical, photocopying, recording, broadcasting or otherwise now known or herein after developed without the previous express consent by the copyright owner, except for reproduction in daily press and regular printed publications on sale to the public within 60 days of the event related to those data/results and always provided that copyright symbol appears together as follows below.

© DORNA, 2022

Official MotoGP Timing by TISSOT
www.motogp.com

Assen, Friday, June 24, 2022






MOTUL TT ASSEN

Free Practice Nr. 2

Combined Free Practice Times

7

	Rider	Nation	Team	MOTORCYCLE	FP1	FP2	Gap
1	16 J.ROBERTS	USA	Italtrans Racing Team	KALEX	1'48.409 18	1'37.393 18	
2	37 A.FERNANDEZ	SPA	Red Bull KTM Ajo	KALEX	1'47.052 18	1'37.529 17	0.136 0.136
3	75 A.ARENAS	SPA	Inde GASGAS Aspar Team	KALEX	1'49.585 17	1'37.569 10	0.176 0.040
4	79 A.OGURA	JPN	IDEMITSU Honda Team Asia	KALEX	1'47.640 21	1'37.710 18	0.317 0.141
5	54 F.ALDEGUER	SPA	MB Conveyors Speed Up	BOSCOSCURO	1'46.962 18	1'37.840 18	0.447 0.130
6	21 A.LOPEZ	SPA	MB Conveyors Speed Up	BOSCOSCURO	1'47.621 21	1'37.942 17	0.549 0.102
7	40 A.CANET	SPA	Flexbox HP40	KALEX	1'46.877 16	1'37.960 9	0.567 0.018
8	13 C.VIETTI	ITA	Mooney VR46 Racing Team	KALEX	1'48.061 18	1'37.964 18	0.571 0.004
9	9 J.NAVARRO	SPA	Flexbox HP40	KALEX	1'48.397 21	1'37.973 16	0.580 0.009
10	12 F.SALAC	CZE	Gresini Racing Moto2	KALEX	1'47.374 21	1'37.978 10	0.585 0.005
11	42 M.RAMIREZ	SPA	MV Agusta Forward Racing	MV AGUSTA	1'51.832 15	1'38.076 17	0.683 0.098
12	35 S.CHANTRA	THA	IDEMITSU Honda Team Asia	KALEX	1'47.081 17	1'38.100 17	0.707 0.024
13	14 T.ARBOLINO	ITA	Elf Marc VDS Racing Team	KALEX	1'47.123 21	1'38.180 16	0.787 0.080
14	61 A.ZACCONE	ITA	Gresini Racing Moto2	KALEX	1'47.894 18	1'38.252 17	0.859 0.072
15	64 B.BENDSNEYDEI	NED	Pertamina Mandalika SAG Team	KALEX	1'48.899 21	1'38.275 20	0.882 0.023
16	6 C.BEAUBIER	USA	American Racing	KALEX	1'47.898 16	1'38.310 16	0.917 0.035
17	23 M.SCHROTTER	GER	Liqui Moly Intact GP	KALEX	1'48.089 16	1'38.401 10	1.008 0.091
18	22 S.LOWES	GBR	Elf Marc VDS Racing Team	KALEX	1'47.272 21	1'38.425 7	1.032 0.024
19	18 M.GONZALEZ	SPA	Yamaha VR46 Master Camp Team	KALEX	1'50.792 17	1'38.434 13	1.041 0.009
20	96 J.DIXON	GBR	Inde GASGAS Aspar Team	KALEX	1'47.426 15	1'38.452 5	1.059 0.018
21	52 J.ALCOBA	SPA	Liqui Moly Intact GP	KALEX	1'48.179 18	1'38.561 19	1.168 0.109
22	7 B.BALTUS	BEL	RW Racing GP	KALEX	1'49.550 12	1'38.794 5	1.401 0.233
23	19 L.DALLA PORTA	ITA	Italtrans Racing Team	KALEX	1'50.548 17	1'39.102 15	1.709 0.308
24	84 Z.VAN DEN GOOI	NED	RW Racing GP	KALEX	1'48.145 18	1'39.295 16	1.902 0.193
25	55 A.TOLEDO	SPA	Pertamina Mandalika SAG Team	KALEX	1'49.699 21	1'39.505 18	2.112 0.210
26	28 N.ANTONELLI	ITA	Mooney VR46 Racing Team	KALEX	1'48.619 17	1'39.664 17	2.271 0.159
27	4 S.KELLY	USA	American Racing	KALEX	1'48.942 21	1'40.071 11	2.678 0.407
28	24 S.CORSI	ITA	MV Agusta Forward Racing	MV AGUSTA	1'52.622 17	1'40.252 15	2.859 0.181
29	81 K.KUBO	THA	Yamaha VR46 Master Camp Team	KALEX	1'51.274 17	1'40.533 10	3.140 0.281

Pole Position Record:	2015	Johann ZARCO	1'36.346	169.7 Km/h
Best Race Lap:	2021	Raul FERNANDEZ	1'36.690	169.1 Km/h
All Time Lap Record:	2015	Johann ZARCO	1'36.346	169.7 Km/h

The results are provisional until the end of the limit for protest and appeals.

Time limit for protest expires 60' after publication of the results - Time:

These data/results cannot be reproduced, stored and/or transmitted in whole or in part by any manner of electronic, mechanical, photocopying, recording, broadcasting or otherwise now known or herein after developed without the previous express consent by the copyright owner, except for reproduction in daily press and regular printed publications on sale to the public within 60 days of the event related to those data/results and always provided that copyright symbol appears together as follows below.

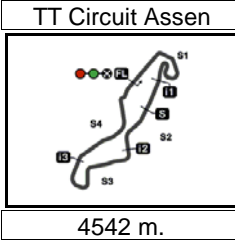
© DORNA, 2022

Official MotoGP Timing by TISSOT

www.motogp.com

Assen, Friday, June 24, 2022





MOTUL TT ASSEN

Free Practice Nr. 2

Top Speed & Average

8



Rider	Nation	Motorcycle	Top 5 speeds					Average	Top
19 Lorenzo DALLA PORTA	ITA	KALEX	258.2	257.6	257.6	257.6	257.1	257.5	258.2
79 Ai OGURA	JPN	KALEX	257.6	256.6	256.0	255.5	255.0	255.8	257.6
13 Celestino VIETTI	ITA	KALEX	256.6	256.0	256.0	256.0	256.0	256.1	256.6
75 Albert ARENAS	SPA	KALEX	256.6	256.0	256.0	255.5	255.5	255.9	256.6
9 Jorge NAVARRO	SPA	KALEX	256.0	255.0	254.4	254.4	253.9	254.5	256.0
23 Marcel SCHROTTER	GER	KALEX	256.0	255.5	255.0	254.4	254.4	255.1	256.0
28 Niccolò ANTONELLI	ITA	KALEX	256.0	255.5	255.5	255.5	255.0	255.3	256.0
37 Augusto FERNANDEZ	SPA	KALEX	256.0	253.4	252.8	252.8	252.3	253.1	256.0
12 Filip SALAC	CZE	KALEX	255.5	255.5	255.0	255.0	255.0	255.2	255.5
14 Tony ARBOLINO	ITA	KALEX	255.5	255.0	255.0	253.4	253.4	254.2	255.5
16 Joe ROBERTS	USA	KALEX	255.5	253.9	253.4	252.8	252.3	253.2	255.5
6 Cameron BEAUBIER	USA	KALEX	255.0	254.4	254.4	254.4	254.4	254.5	255.0
18 Manuel GONZALEZ	SPA	KALEX	255.0	255.0	255.0	253.9	253.9	254.6	255.0
21 Alonso LOPEZ	SPA	BOSCOSCURO	255.0	253.9	253.9	253.9	253.4	254.0	255.0
35 Somkiat CHANTRA	THA	KALEX	255.0	253.9	253.4	253.4	252.3	253.4	255.0
52 Jeremy ALCOBA	SPA	KALEX	255.0	254.4	253.9	253.9	253.9	254.2	255.0
84 Zonta VAN DEN GOORBERGH	NED	KALEX	254.4	253.4	252.3	252.3	252.3	252.9	254.4
96 Jake DIXON	GBR	KALEX	253.9	253.9	253.4	252.8	252.3	253.3	253.9
42 Marcos RAMIREZ	SPA	MV AGUSTA	253.4	252.8	252.3	251.8	251.3	252.0	253.4
54 Fermín ALDEGUER	SPA	BOSCOSCURO	253.4	252.8	252.8	252.3	252.3	252.7	253.4
61 Alessandro ZACCONE	ITA	KALEX	253.4	252.3	251.8	251.3	250.8	251.5	253.4
64 Bo BENDSNEYDER	NED	KALEX	253.4	252.8	252.8	252.8	252.3	252.8	253.4
81 Keminth KUBO	THA	KALEX	253.4	252.8	252.3	251.3	251.3	252.2	253.4
7 Barry BALTUS	BEL	KALEX	252.8	252.3	252.3	251.8	250.8	251.6	252.8
40 Aron CANET	SPA	KALEX	252.8	252.8	252.3	252.3	251.3	252.1	252.8
55 Alex TOLEDO	SPA	KALEX	252.8	252.8	252.8	252.8	252.3	252.7	252.8
4 Sean Dylan KELLY	USA	KALEX	252.3	251.3	251.3	250.8	250.3	250.8	252.3
22 Sam LOWES	GBR	KALEX	252.3	251.3	250.8	250.8	249.7	251.0	252.3
24 Simone CORSI	ITA	MV AGUSTA	250.3	249.7	249.7	249.7	249.7	249.8	250.3

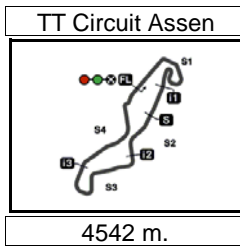
These data/results cannot be reproduced, stored and/or transmitted in whole or in part by any manner of electronic, mechanical, photocopying, recording, broadcasting or otherwise now known or herein after developed without the previous express consent by the copyright owner, except for reproduction in daily press and regular printed publications on sale to the public within 60 days of the event related to those data/results and always provided that copyright symbol appears together as follows below.

© DORNA, 2022

Official MotoGP Timing by TISSOT
www.motogp.com

Assen, Friday, June 24, 2022





MOTUL TT ASSEN
Free Practice Nr. 2

Chronological Analysis of Performances

9

* Lap / Sector time cancelled **T1** Time from finish line to 1st intermediate **T3** Time from 2nd intermed. to 3rd intermed.
P Crossing the finish line in pit lane **T2** Time from 1st intermed. to 2nd intermed. **T4** Time from 3rd intermediate to finish line

Lap	Lap Time	T1	T2	T3	T4	Speed	Lap	Lap Time	T1	T2	T3	T4	Speed
1st 16 Joe ROBERTS Italtrans Racing Team USA Runs=1 Total laps=19 Full laps=13							3	1'40.373	33.250	15.214	28.868	23.041	253.9
1	2'24.105	33.802	16.227	30.269	24.306	248.7	4	1'39.472	32.836	15.235	28.506	22.895	253.4
2	1'40.240	33.052	15.182	28.843	23.163	252.3	5	1'38.616	32.402	15.100	28.410	22.704	254.4
3	1'39.583	32.470	15.274	28.681	23.158	255.5	6	1'38.744	32.466	14.921	28.361	22.996	254.4
4	1'40.886	33.309	15.389	29.368	22.820	244.3	7	1'38.505	32.398	14.890	28.410	22.807	255.5
5	1'38.794	32.210	14.886	28.465	23.233	252.3	8	1'38.441	32.414	14.950	28.360	22.717	252.3
6	1'38.876	32.715	15.000	28.514	22.647	251.8	9	1'42.791 *	35.60*	15.294	28.740	23.150	251.3
7	1'38.439	32.254	15.019	28.544	22.622	253.9	10	1'37.569	32.143	14.863	28.167	22.396	254.4
8	1'38.006	32.261	14.856	28.305	22.584	250.8	11	1'46.569 P	32.151	15.004	28.648	30.766	256.6
9	1'39.803 *	33.37*	15.026	28.642	22.764	249.7	12	11'54.076	33.168	15.338	31.512	23.394	251.8
10	1'38.235	32.345	14.912	28.330	22.648	251.3	13	1'39.163	32.598	15.095	28.652	22.818	255.5
11	1'39.783 *	32.424	15.132	29.433	22.794*	249.2	14	1'38.523 *	32.36*	14.961	28.413	22.782	252.8
12	1'37.864	32.109	14.935	28.308	22.512	250.3	15	1'37.908	32.195	14.909	28.334	22.470	252.8
13	1'47.862 P	32.104	14.815	30.565	30.378	252.3	16	1'38.204	32.240	14.875	28.353	22.736	253.9
14	10'27.456 *	33.378	15.207	28.771	22.763*	248.7	17	1'43.291	32.130	14.898	28.242	28.021	253.4
15	1'38.632 *	32.81*	14.954	28.358	22.508	250.3	18	1'37.593	32.011	14.965	28.079	22.538	256.0
16	1'38.405	32.554	14.931	28.327	22.593	251.8	4th 79 Ai OGURA IDEMITSU Honda Te JPN Runs=1 Total laps=19 Full laps=13						
17	1'37.808	32.202	14.829	28.293	22.484	251.8	1	2'38.662	35.066	16.316	30.136	24.325	248.7
18	1'37.393	32.024	14.838	28.156	22.375	253.4	2	1'40.848 *	33.378	15.421	28.792	23.257*	252.8
19	1'37.712	32.058	14.870	28.206	22.578	252.8	3	1'40.101	32.844	15.171	28.694	23.392	252.3
2nd 37 Augusto FERNAND Red Bull KTM Ajo SPA Runs=1 Total laps=17 Full laps=12							4	1'39.372	32.771	15.124	28.434	23.043	255.0
1	2'18.663	34.360	16.045	29.380	23.970	248.7	5	1'40.142	32.979	15.356	28.726	23.081	247.7
2	1'40.607	32.800	15.462	28.879	23.466	256.0	6	1'38.586	32.410	14.976	28.511	22.689	253.9
3	1'39.128	32.416	15.206	28.640	22.866	252.8	7	1'38.488	32.363	14.934	28.443	22.748	255.0
4	1'40.129	32.492	15.110	29.204	23.323	253.4	8	1'39.256	32.249	14.888	28.831	23.288	255.0
5	1'37.908	31.999	15.000	28.247	22.662	252.3	9	1'42.704 *	35.53*	15.315	29.084	22.770	254.4
6	1'39.308	32.340	15.178	28.782	23.008	251.8	10	1'38.396	32.379	15.074	28.337	22.606	254.4
7	1'39.357	32.053	15.148	29.292	22.864	251.8	11	1'37.930	32.197	14.903	28.298	22.532	253.4
8	1'37.926	31.981	14.946	28.304	22.695	252.8	12	1'54.133 P	34.577	15.769	29.579	34.208	245.2
9	1'37.866 *	31.99*	15.000	28.205	22.669	252.3	13	9'53.656	32.143	15.187	28.942	23.236	254.4
10	1'37.840	31.968	15.011	28.218	22.643	251.3	14	1'38.809	32.526	14.886	28.639	22.758	255.5
11	1'37.769	31.861	14.887	28.212	22.809	252.3	15	1'38.821 *	32.57*	15.060	28.462	22.723	252.3
12	1'42.058	35.513	15.384	28.434	22.727	250.3	16	1'38.253	32.309	14.814	28.340	22.790	256.0
13	3'32.729 P	2'10.293	20.798	31.115	30.523	176.8	17	1'38.508	32.020	14.924	28.648	22.916	256.6
14	11'07.277	38.894	15.813	28.872	22.954	248.2	18	1'37.710	32.002	14.864	28.340	22.504	257.6
15	1'37.940 *	31.979	15.079	28.160	22.722*	250.8	19	1'38.279	32.008	15.234	28.332	22.705	254.4
16	1'37.534	31.899	14.947	28.191	22.497	251.8	5th 54 Fermín ALDEGUER MB Conveyors Speed SPA Runs=1 Total laps=19 Full laps=8						
17	1'37.529	31.705	14.962	28.163	22.699	251.8	1	1'54.651	36.863	17.205	31.281	25.310	244.8
3rd 75 Albert ARENAS Inde GASGAS Aspar SPA Runs=1 Total laps=18 Full laps=13							2	1'41.826	33.645	15.555	29.108	23.518	250.8
1	2'21.033	33.362	16.247	29.827	23.976	252.3	3	1'40.931 *	33.049	15.343	28.792	23.747*	249.7
2	1'42.133	33.588	15.789	29.158	23.598	256.0	4	1'40.275	32.849	15.306	28.805	23.315	250.3
Fastest Lap: Joe ROBERTS Italtrans Racing Team USA 1'37.393 32.024 14.838 28.156 22.375							5	1'39.524	32.596	15.242	28.700	22.986	250.3

These data/results cannot be reproduced, stored and/or transmitted in whole or in part by any manner of electronic, mechanical, photocopying, recording, broadcasting or otherwise now known or herein after developed without the previous express consent by the copyright owner, except for reproduction in daily press and regular printed publications on sale to the public within 60 days of the event related to those data/results and always provided that copyright symbol appears together as follows below.
© DORNA, 2022



Free Practice Nr. 2

Moto2

Lap	Lap Time	T1	T2	T3	T4	Speed	Lap	Lap Time	T1	T2	T3	T4	Speed
6	1'38.991	32.566	15.076	28.553	22.796	250.8	5	1'38.806	32.445	15.085	28.573	22.703	253.4
7	1'48.952 *	37.008	17.673	30.149	24.122*	207.1	6	1'38.535	32.490	14.991	28.450	22.604	253.9
8	1'40.661	32.732	15.283	29.480	23.166	250.8	7	1'39.109	32.265	15.546	28.623	22.675	256.0
9	1'40.705 *	32.43*	15.178	29.716	23.374	250.8	8	1'55.410	32.241	16.609	42.978	23.582	255.0
10	1'38.495 *	32.443	15.007	28.363	22.682*	251.8	9	1'40.098 *	32.64*	15.461	28.816	23.172	253.4
11	1'41.444	33.954	15.229	29.083	23.178	251.8	10	1'38.439	32.329	15.016	28.419	22.675	254.4
12	1'42.974 *	35.10*	15.531	29.285	23.052	251.8	11	1'38.642	32.303	15.081	28.556	22.702	253.4
13	1'47.402 P	32.632	15.295	28.969	30.506	252.3	12	1'52.143 P	36.528	15.839	29.128	30.648	240.9
14	9'38.467	35.215	15.617	29.173	22.960	252.8	13	8'47.086	32.731	15.627	29.052	23.156	242.8
15	1'42.665 *	32.53*	15.821	30.946	23.360*	243.8	14	1'39.041	32.436	14.979	28.802	22.824	256.6
16	1'38.856 *	32.38*	15.034	28.564	22.874	252.3	15	1'47.029 *	35.30*	19.147	29.098	23.478*	178.9
17	1'38.103 *	32.169	14.907	28.335	22.692*	253.4	16	1'38.169 *	32.23*	14.902	28.392	22.637	255.5
18	1'37.840	32.081	14.904	28.362	22.493	252.8	17	1'37.987	32.076	14.897	28.405	22.609	256.0
19	1'39.384	32.249	15.121	28.703	23.311	252.3	18	1'37.964	32.114	14.924	28.406	22.520	256.0
19	1'38.064	32.105	14.954	28.482	22.523	255.0	19	1'38.054	32.106	14.941	28.440	22.567	254.4
20							20						

6th 21 **Alonso LOPEZ** MB Conveyors Speed SPA
Runs=1 Total laps=19 Full laps=10

1	2'13.068	34.388	16.868	30.170	23.993	246.2
2	1'41.724	32.849	15.208	30.434	23.233	252.3
3	1'39.690 *	32.881	15.568	28.528	22.713*	255.0
4	1'38.521	32.418	15.024	28.516	22.563	252.3
5	1'38.874	32.295	15.371	28.520	22.688	253.9
6	1'39.592	32.452	15.129	28.834	23.177	250.3
7	1'38.412 *	32.369	14.992	28.485	22.566*	251.8
8	1'39.147	32.360	15.006	29.046	22.735	251.3
9	1'38.783 *	32.32*	14.991	28.579	22.885	252.8
10	1'38.188	32.256	14.911	28.416	22.605	252.8
11	1'40.158	32.272	15.086	30.228	22.572	250.8
12	2'00.277 P	33.193	21.571	31.454	34.059	177.9
13	10'43.848	33.609	15.324	31.023	26.255	251.8
14	1'38.996 *	32.32*	15.221	28.560*	22.895	252.8
15	1'39.415 *	32.441	15.216	28.816	22.942*	245.2
16	1'38.208	32.270	14.841	28.342	22.755	252.3
17	1'37.942	32.080	14.863	28.457	22.542	253.4
18	1'40.321	34.081	14.991	28.733	22.516	253.9
19	1'38.048 *	32.220	14.897	28.468*	22.463	253.9

9th 9 **Jorge NAVARRO** Flexbox HP40 SPA
Runs=2 Total laps=17 Full laps=8

1	2'20.104	34.121	16.123	29.681	24.041	253.9
2	1'40.534	33.307	15.256	28.904	23.067	256.0
3	1'39.258	32.675	15.149	28.628	22.806	255.0
4	1'42.357	32.421	15.061	28.541	26.334	254.4
5	1'39.013	32.469	15.078	28.466	23.000	252.8
6	1'38.637	32.309	15.094	28.520	22.714	252.3
7	1'47.273 P	32.363	15.031	28.700	31.179	253.4
8	8'48.729	31.637	15.253	28.717	22.881	252.3
9	1'39.231 *	32.57*	15.137	28.590	22.932	252.8
10	1'38.543	32.264	15.045	28.397	22.837	253.9
11	1'38.626 *	32.249	15.200	28.474*	22.703	252.8
12	1'46.132 P	32.199	15.034	28.482*	30.417	253.4
13	6'01.191 *	32.612	15.347	28.891	22.871*	251.3
14	1'38.400 *	32.29*	15.036	28.303	22.764	253.4
15	1'38.250 *	32.077	14.967	28.475	22.731*	254.4
16	1'37.973	32.095	14.981	28.300	22.597	253.9
17	1'41.708	34.346	15.236	28.878	23.248	253.4

7th 40 **Aron CANET** Flexbox HP40 SPA
Runs=3 Total laps=10 Full laps=4

1	15'41.859	32.579	15.479	28.846	22.954	250.8
2	1'49.486 P	33.471	15.255	28.732	32.028	252.3
3	6'11.485	31.347	15.420	28.912	22.904	250.8
4	1'39.163	32.576	15.121	28.718	22.748	250.8
5	1'38.589	32.312	15.193	28.495	22.589	251.3
6	1'51.178 P	35.836	15.660	29.559	30.123	247.2
7	7'05.980	31.957	15.043	28.511	22.881	252.3
8	1'38.459	32.233	15.044	28.637	22.545	252.8
9	1'37.960	32.090	15.058	28.408	22.404	252.8
10	2'00.622 P	32.098	18.629*	34.370	35.525	251.3

10th 12 **Filip SALAC** Gresini Racing Moto2 CZE
Runs=1 Total laps=17 Full laps=10

1	2'14.167	34.455	16.686	31.165	23.691	247.7
2	1'40.303	33.206	15.092	28.883	23.122	255.0
3	1'39.381	32.656	15.046	28.740	22.939	253.9
4	1'39.865	32.800	15.101	28.873	23.091	251.3
5	1'38.876	32.351	14.988	28.669	22.868	254.4
6	1'39.411	32.455	14.906	28.487	23.563	255.0
7	1'38.841	32.652	15.025	28.524	22.640	252.3
8	1'38.421	32.285	14.826	28.588	22.722	255.0
9	1'41.965 *	33.78*	16.139	28.924*	23.118*	221.3
10	1'37.978	32.354	14.835	28.320	22.469	255.5
11	1'38.095	32.151	14.853	28.417	22.674	255.0
12	1'50.609 P	33.232	15.661	30.069	31.647	239.0
13	12'34.895 *	33.065	16.158	33.825	32.608*	240.9
14	1'56.495 *	37.98*	15.545	32.790	30.176*	245.2
15	1'46.329 *	33.25*	15.291	30.009	27.770*	251.8
16	1'40.774 *	32.530	15.115	29.242	23.887*	254.4
17	1'38.809	32.212	14.719	29.008	22.870	255.5

8th 13 **Celestino VIETTI** Mooney VR46 Racing ITA
Runs=1 Total laps=20 Full laps=14

1	2'17.264	34.220	15.744	30.328	24.216	249.7
2	1'40.603	33.031	15.189	29.098	23.285	255.0
3	1'40.195	32.783	15.769	28.802	22.841	256.0
4	1'39.296	32.667	15.061	28.747	22.821	253.9

Fastest Lap: Joe ROBERTS Italtrans Racing Team USA **1'37.393** 32.024 14.838 28.156 22.375

These data/results cannot be reproduced, stored and/or transmitted in whole or in part by any manner of electronic, mechanical, photocopying, recording, broadcasting or otherwise now known or herein after developed without the previous express consent by the copyright owner, except for reproduction in daily press and regular printed publications on sale to the public within 60 days of the event related to those data/results and always provided that copyright symbol appears together as follows below.
© DORNA, 2022

Free Practice Nr. 2

Moto2

Lap	Lap Time	T1	T2	T3	T4	Speed	Lap	Lap Time	T1	T2	T3	T4	Speed
11th 42 Marcos RAMIREZ MV Agusta Forward R SPA							10	1'40.1415	34.398	15.464	29.285	23.242	250.8
Runs=1 Total laps=19 Full laps=11							11	1'39.076	32.483	15.066	28.684	22.843	252.8
1	2'02.260	33.127	16.476	29.869	24.131	243.3	12	1'45.681 *	33.71*	15.976	32.298	23.689*	240.0
2	1'40.945	33.310	15.441	28.816	23.378	250.3	13	1'39.535 *	32.72*	14.971	28.753	23.085	253.4
3	1'39.491	32.656	15.324	28.481	23.030	249.7	14	1'42.710 *	32.198	14.892	31.770	23.850*	255.0
4	1'39.236	32.580	15.178	28.518	22.960	249.2	15	1'38.738	32.325	14.963	28.784	22.666	255.0
5	1'38.803	32.427	15.154	28.489	22.733	248.7	16	1'38.180	32.038	14.920	28.571	22.651	255.5
6	1'52.081	39.032	15.930	31.020	26.099	237.6	14th 61 Alessandro ZACCO Gresini Racing Moto2 ITA						
7	1'39.157 *	32.664	15.085	28.484	22.924*	251.3	Runs=1 Total laps=19 Full laps=11						
8	1'39.011	32.428	15.069	28.566	22.948	251.3	1	2'08.942	34.511	16.780	30.358	24.294	246.7
9	1'40.858 *	32.54*	15.196	30.118	23.002	252.3	2	1'42.497	34.248	15.529	29.173	23.547	248.2
10	1'39.351 *	32.536	15.123	28.622	23.070*	250.8	3	1'40.420	33.362	15.249	28.712	23.097	248.7
11	1'50.599 P	34.579	15.839	29.760	30.421	241.8	4	1'39.895	33.014	15.168	28.593	23.120	247.7
12	10'24.320	34.383	15.605	29.002	23.176	247.2	5	1'40.672	33.390	15.417	28.960	22.905	247.2
13	1'38.984	32.580	15.077	28.468	22.859	251.3	6	1'39.824	32.797	14.961	28.557	23.509	251.3
14	1'38.610	32.393	15.049	28.525	22.643	251.8	7	1'38.890 *	32.619	15.021	28.469	22.781*	250.8
15	1'45.425 *	33.34*	15.318	32.348	24.414	250.8	8	1'38.775	32.489	14.933	28.553	22.800	250.8
16	1'38.214	32.355	14.905	28.351	22.603	252.8	9	1'40.354 *	33.14*	15.186	28.858	23.167	246.7
17	1'38.076	32.245	14.882	28.319	22.630	253.4	10	1'38.921	32.735	15.037	28.478	22.671	251.8
18	1'47.045 *	38.818	15.784	29.075	23.368*	239.0	11	1'38.531 *	32.445	14.928	28.409	22.749*	252.3
19	1'44.203	33.769	15.656	30.818	23.960	243.8	12	1'41.184	33.370	15.571	29.416	22.827	245.7
12th 35 Somkiat CHANTRA IDEMITSU Honda Te THA							13	1'49.112 P	32.546	15.405	30.210	30.951	248.7
Runs=2 Total laps=19 Full laps=11							14	10'56.910 *	33.901	15.813	29.667	23.246*	244.8
1	2'34.525	36.467	16.399	30.216	24.472	250.3	15	1'38.687 *	32.67*	14.829	28.530	22.652	250.8
2	1'40.566	33.000	15.425	28.756	23.385	249.7	16	1'38.715	32.346	14.992	28.595	22.782	253.4
3	1'39.983	32.711	15.323	28.659	23.290	250.8	17	1'38.252	32.534	14.892	28.333	22.493	250.8
4	1'53.738 P	35.615	18.568	28.876	30.679	176.6	18	1'40.361 *	33.459	15.229	28.853	22.820*	250.3
5	5'24.474	33.876	15.600	29.047	23.230	249.7	19	1'39.022	32.752	14.973	28.503	22.794	250.3
6	1'39.769 *	32.93*	15.273	28.565	22.992	249.2	15th 64 Bo BENDSNEYDER Pertamina Mandalika NED						
7	1'39.368	32.629	15.288	28.586	22.865	249.7	Runs=1 Total laps=20 Full laps=12						
8	1'38.758	32.364	15.183	28.419	22.792	251.8	1	2'39.024	38.139	16.479	30.707	23.838	246.2
9	1'39.055	32.353	15.138	28.465	23.099	250.3	2	1'40.701	33.183	15.485	28.723	23.310	250.8
10	1'39.073	32.418	15.128	28.563	22.964	251.3	3	1'39.848	32.730	15.224	28.643	23.251	252.8
11	1'45.611 P	32.42*	15.053	28.287	29.842	253.4	4	1'39.358	32.594	15.171	28.504	23.089	250.3
12	6'28.867	31.078	15.507	29.108	23.292	247.2	5	1'39.259	32.588	15.271	28.415	22.985	249.2
13	1'39.061	32.627	15.168	28.389	22.877	250.8	6	1'38.895	32.385	15.123	28.470	22.917	250.8
14	1'51.250 *	34.49 *	19.018	33.923	23.812*	176.6	7	1'38.657	32.231	15.091	28.488	22.847	250.8
15	1'38.872 *	32.56*	15.143	28.483	22.678	252.3	8	1'39.042	32.265	15.212	28.645	22.920	250.8
16	1'38.686	32.262	15.263	28.235	22.926	255.0	9	1'41.286 *	34.12*	15.730	28.528	22.903	243.3
17	1'38.100	32.125	15.035	28.216	22.724	253.4	10	1'38.624 *	32.334	15.126	28.477	22.687*	250.8
18	1'38.880	32.393	15.129	28.647	22.711	252.3	11	1'40.420 *	33.83*	15.497	28.310	22.780	240.9
19	1'38.286	32.258	15.003	28.270	22.755	253.9	12	1'38.430 *	32.338	15.145	28.410	22.537*	249.7
13th 14 Tony ARBOLINO Elf Marc VDS Racing ITA							13	1'47.608 P	33.21*	15.494	28.799	30.097	249.7
Runs=1 Total laps=16 Full laps=10							14	8'21.472	30.821	15.082	28.697	22.956	251.8
1	2'45.497	34.175	16.356	30.395	24.174	249.2	15	1'38.950	32.396	14.978	28.443	23.133	252.8
2	1'40.821	33.226	15.346	29.023	23.226	251.8	16	1'38.888 *	32.34*	15.254	28.396	22.893	242.3
3	1'39.587	32.670	15.221	28.724	22.972	251.8	17	1'38.327	32.261	14.936	28.354	22.776	253.4
4	1'38.808	32.271	15.087	28.636	22.814	252.3	18	1'38.278	32.277	14.952	28.398	22.651	252.8
5	1'39.416	32.576	15.196	28.719	22.925	251.3	19	1'41.486	34.344	15.852	28.514	22.776	238.5
6	1'38.958	32.343	15.026	28.632	22.957	253.4	20	1'38.275	32.171	14.995	28.375	22.734	252.3
7	1'42.417	33.282	16.091	29.102	23.942	240.9	16th 6 Cameron BEAUBIE American Racing USA						
8	1'39.544	32.333	15.036	28.577	23.598	253.4	Runs=1 Total laps=19 Full laps=14						
9	1'47.781 P	33.49*	15.107	28.684	30.492	253.4	1	2'45.859	35.467	16.186	29.913	24.043	247.7

Fastest Lap: Joe ROBERTS Italtrans Racing Team USA **1'37.393** 32.024 14.838 28.156 22.375

These data/results cannot be reproduced, stored and/or transmitted in whole or in part by any manner of electronic, mechanical, photocopying, recording, broadcasting or otherwise now known or herein after developed without the previous express consent by the copyright owner, except for reproduction in daily press and regular printed publications on sale to the public within 60 days of the event related to those data/results and always provided that copyright symbol appears together as follows below.
© DORNA, 2022



Free Practice Nr. 2

Moto2

Lap	Lap Time	T1	T2	T3	T4	Speed	Lap	Lap Time	T1	T2	T3	T4	Speed
2	1'41.261	33.456	15.633	28.937	23.235	252.3	3	1'40.483	33.370	15.234	28.790	23.089	253.9
3	1'39.590	32.659	15.257	28.732	22.942	252.3	4	1'39.842	32.861	15.200	28.716	23.065	252.8
4	1'39.055	32.306	15.193	28.599	22.957	253.9	5	1'39.595	32.842	15.264	28.655	22.834	253.4
5	1'39.166	32.370	15.110	28.808	22.878	253.4	6	1'41.711	32.977	15.343	30.407	22.984	252.3
6	1'38.908	32.412	15.130	28.596	22.770	254.4	7	1'39.022	32.578	15.033	28.644	22.767	255.0
7	1'40.500	32.516	15.692	29.078	23.214	248.2	8	1'47.265 P	32.802	15.146	29.008	30.309	253.9
8	1'39.782	32.371	15.316	28.704	23.391	250.8	9	8'30.989	37.129	15.576	29.293	23.396	250.3
9	1'47.648 *	40.00*	15.315	29.207	23.118	250.3	10	1'39.577 *	32.680	15.175	28.639	23.083*	251.8
10	1'43.148	32.553	15.922	30.929	23.744	251.8	11	1'42.080	32.531	15.150	31.242	23.157	251.8
11	1'39.885	32.735	15.355	28.784	23.011	250.8	12	1'38.626	32.358	15.105	28.520	22.643	252.3
12	1'50.353 P	32.471	15.618	29.463	32.801	252.3	13	1'38.434	32.225	15.080	28.374	22.755	251.8
13	9'33.597	35.372	15.464	30.179	24.820	253.9	14	1'43.128	32.362	15.011	29.716	26.039	253.4
14	1'39.246	32.671	15.076	28.604	22.895	254.4	20th 96 Jake DIXON Inde GASGAS Aspar GBR						
15	1'38.760 *	32.41*	15.017	28.449	22.876	253.4	Runs=2		Total laps=16		Full laps=10		
16	1'38.310	32.154	14.959	28.404	22.793	254.4	1	2'36.208	38.157	16.904	32.147	25.547	239.5
17	1'39.043	32.216	15.050	28.868	22.909	255.0	2	1'40.303	32.967	15.272	28.741	23.323	251.3
18	1'38.738	32.158	15.153	28.558	22.869	254.4	3	1'38.849	32.484	15.043	28.338	22.984	252.8
19	1'52.267	32.552	18.456	36.424	24.835	176.3	4	1'39.139	32.434	15.111	28.650	22.944	249.7

17th 23 Marcel SCHROTTE		Liqui Moly Intact GP GER				
		Runs=2	Total laps=18	Full laps=10		
1	2'00.786	34.691	16.366	30.140	24.403	248.2
2	1'40.854	33.266	15.474	28.779	23.335	253.4
3	1'39.800	32.695	15.240	28.713	23.152	253.4
4	1'39.057	32.422	15.197	28.409	23.029	252.8
5	1'39.165	32.498	15.289	28.515	22.863	251.3
6	1'38.797	32.420	15.148	28.363	22.866	253.4
7	1'47.579	34.733	17.273	31.331	24.242	211.3
8	1'39.005	32.295	15.229	28.603	22.878	253.9
9	1'43.779 *	34.79*	15.766	30.042	23.178	240.9
10	1'38.401	32.328	14.951	28.287	22.835	254.4
11	1'38.433	32.196	14.914	28.528	22.795	255.5
12	1'44.448 *	36.91*	15.534	28.685	23.317	248.2
13	1'45.978 P	32.193	15.013	29.341	29.431	256.0
14	9'47.688	35.521	15.822	29.299	23.465	247.2
15	1'38.970 *	32.63*	15.113	28.436	22.782*	252.8
16	1'44.403 P	32.30*	15.051	28.336	28.708	255.0
17	3'08.628	31.191	17.833	28.874	23.123	234.0
18	1'38.613	32.324	15.079	28.473	22.737	254.4

18th 22 Sam LOWES		Elf Marc VDS Racing GBR				
		Runs=2	Total laps=9	Full laps=7		
1	3'02.339	35.983	16.191	30.326	24.100	248.2
2	1'42.578	34.860	15.414	29.047	23.257	247.2
3	1'39.864	32.879	15.087	28.683	23.215	251.3
4	1'39.414	32.722	15.100	28.599	22.993	250.8
5	1'38.920	32.466	14.992	28.577	22.885	249.7
6	1'39.958	32.519	15.264	29.242	22.933	252.3
7	1'38.425	32.406	14.947	28.530	22.542	250.8
unfinished						
8	2'17.583 P	40.94*	23.831	33.867	38.942	126.5

19th 18 Manuel GONZALEZ		Yamaha VR46 Master SPA				
		Runs=1	Total laps=14	Full laps=10		
1	2'20.884	33.403	15.941	29.728	23.654	255.0
2	1'41.744	33.420	15.606	29.351	23.367	255.0

21st 52 Jeremy ALCOBA		Liqui Moly Intact GP SPA				
		Runs=1	Total laps=19	Full laps=11		
1	2'02.650	35.006	16.496	30.748	24.949	249.2
2	1'41.405	33.629	15.473	28.862	23.441	252.3
3	1'39.886	32.955	15.202	28.627	23.102	255.0
4	1'39.413	32.439	15.171	28.637	23.166	252.8
5	1'39.026	32.473	15.181	28.430	22.942	252.8
6	1'39.357	32.728	15.112	28.530	22.987	252.3
7	1'44.727	32.804	16.484	30.997	24.442	217.0
8	1'39.500	32.500	15.172	28.591	23.237	249.7
9	1'43.717 *	32.49*	15.140	32.393	23.686	251.8
10	1'41.592	34.646	15.368	28.523	23.055	244.3
11	1'39.243	32.558	15.111	28.435	23.139	252.8
12	1'41.714 *	33.978	15.446	28.662	23.628*	247.2
13	1'46.859 P	32.504	15.061	28.525	30.769	253.9
14	9'56.387	33.015	15.262	28.714	22.999	252.8
15	1'39.040 *	32.39*	15.152	28.463	23.029*	252.3
16	1'38.703 *	32.29*	15.040	28.345	23.027	251.8
17	1'38.521 *	32.286	14.962	28.371	22.902*	254.4
18	1'38.913	32.251	15.168	28.507	22.987	253.9
19	1'38.561	32.172	15.057	28.458	22.874	253.9
unfinished						
32.089 14.939 28.245 253.9						

Fastest Lap: Joe ROBERTS Italtans Racing Team USA **1'37.393** 32.024 14.838 28.156 22.375

These data/results cannot be reproduced, stored and/or transmitted in whole or in part by any manner of electronic, mechanical, photocopying, recording, broadcasting or otherwise now known or herein after developed without the previous express consent by the copyright owner, except for reproduction in daily press and regular printed publications on sale to the public within 60 days of the event related to those data/results and always provided that copyright symbol appears together as follows below.
© DORNA, 2022

Official MotoGP Timing by TISSOT
www.motogp.com

Assen, Friday, June 24, 2022

Page 4 of 6



Free Practice Nr. 2

Moto2

Lap	Lap Time	T1	T2	T3	T4	Speed	Lap	Lap Time	T1	T2	T3	T4	Speed	
22nd	7	Barry BALTUS RW Racing GP BEL						14	1'39.981	32.764	15.088	28.709	23.420	251.8
		Runs=1	Total laps=20	Full laps=12			15	1'39.804 *	32.81*	15.066	28.571 *	23.355	251.8	
1	2'02.901	33.837	16.355	29.651	23.725	249.2	16	1'39.295	32.487	14.999	28.759	23.050	252.3	
2	1'41.222	33.575	15.475	28.769	23.403	252.3	17	1'44.576	34.291	15.043	31.813	23.429	254.4	
3	1'39.380	32.632	15.233	28.439	23.076	252.3	18	1'41.771	32.705	15.094	28.882	25.090	253.4	
4	1'39.262	32.523	15.116	28.525	23.098	250.3	19	1'54.075	42.814	16.407	30.388	24.466	234.9	
5	1'38.794	32.371	15.112	28.582	22.729	250.8	25th 55 Alex TOLEDO Pertamina Mandalika SPA							
6	1'38.807	32.258	15.175	28.646	22.728	250.8		Runs=1	Total laps=18	Full laps=13				
7	1'39.218 *	32.418	15.255	28.715	22.830*	250.8	1	2'18.506	33.569	16.721	30.658	25.562	246.2	
8	1'39.298	32.397	15.219	28.767	22.915	249.7	2	1'43.890	34.010	15.689	29.839	24.352	252.8	
9	1'40.256 *	32.51*	16.000	28.860	22.886	240.4	3	1'42.212	33.958	15.740	29.049	23.465	243.8	
10	1'39.088	32.312	15.231	28.624	22.921	249.7	4	1'40.931	33.178	15.551	28.853	23.349	251.3	
11	1'50.899 P	34.806	16.433	29.416	30.244	234.9	5	1'41.167	32.946	15.427	29.010	23.784	250.8	
12	8'27.813	32.730	15.669	29.218	22.965	246.7	6	1'40.753	32.920	15.479	29.071	23.283	251.3	
13	1'39.313	32.501	15.238	28.630	22.944	248.2	7	1'40.540	32.988	15.424	28.855	23.273	251.8	
14	1'39.016	32.350	15.139	28.655	22.872	249.7	8	1'40.326	32.670	15.354	28.803	23.499	251.3	
15	1'39.139	32.348	15.098	28.829	22.864	249.7	9	1'41.236 *	33.44*	15.466	28.822	23.501*	252.3	
16	1'41.257 *	34.59*	15.191	28.646	22.824*	250.3	10	1'39.842	32.622	15.333	28.711	23.176	251.8	
17	1'38.813 *	32.39*	15.060	28.599	22.760	250.8	11	1'56.902 P	36.319	15.966	31.032	33.585	241.8	
18	1'38.549 *	32.104	15.110	28.626	22.709*	251.8	12	11'30.279	36.323	15.742	29.669	24.720	248.2	
19	1'41.662	32.335	15.238	29.909	24.180	252.8	13	1'42.123	33.108	15.592	30.146	23.277	249.2	
20	1'39.522	32.473	15.171	28.816	23.062	250.3	14	1'42.194 *	33.11*	15.378	30.569	23.134	251.3	
23rd 19 Lorenzo DALLA PO Italtrans Racing Team ITA							15	1'39.681	32.574	15.176	28.775	23.156	252.8	
		Runs=1	Total laps=15	Full laps=9			16	1'40.275	32.711	15.485	28.800	23.279	250.8	
1	2'20.096	34.375	16.091	29.776	24.424	255.0	17	1'42.054	32.586	15.490	28.985	24.993	252.8	
2	1'42.962	34.028	15.946	29.355	23.633	251.8	18	1'39.505	32.526	15.184	28.667	23.128	252.8	
3	1'40.722	33.510	15.309	28.762	23.141	257.1	26th 28 Niccolò ANTONELL Mooney VR46 Racing ITA							
4	1'39.943	32.803	15.339	28.699	23.102	257.6		Runs=1	Total laps=18	Full laps=9				
5	1'39.958	32.519	15.265	28.680	23.494	257.6	1	2'17.602	33.897	15.886	30.075	24.360	255.0	
6	1'39.783	32.864	15.163	28.644	23.112	256.6	2	1'42.044	33.730	15.448	29.271	23.595	254.4	
7	1'39.666	32.662	15.102	28.785	23.117	256.0	3	1'40.912	33.023	15.315	29.221	23.353	255.0	
8	1'54.134 P	32.667	15.206	35.274	30.987	255.5	4	1'40.491	32.934	15.256	29.029	23.272	255.0	
9	15'58.798	41.991	15.885	29.194	23.444	253.9	5	1'40.490 *	32.732	15.269	28.886	23.603*	253.9	
10	1'40.350	33.051	15.216	28.929	23.154	256.0	6	1'40.323	33.117	15.204	28.830	23.172	255.0	
11	1'43.125 *	33.07*	15.238	30.728	24.086*	255.0	7	1'40.107	32.762	15.360	28.909	23.076	253.4	
12	1'39.170 *	32.57*	14.969	28.497	23.129	258.2	8	1'42.995	35.387	15.350	29.068	23.190	253.9	
13	1'39.745 *	32.524	15.040	28.693	23.488*	257.6	9	1'40.249 *	32.96*	15.227	28.825	23.231	254.4	
14	1'39.361	32.558	15.154	28.601	23.048	257.1	10	1'54.084 P	38.310	16.633	29.155	29.986	232.2	
15	1'39.102	32.480	15.106	28.496	23.020	256.6	11	12'06.692	33.834	15.472	29.129	23.270	251.8	
24th 84 Zonta VAN DEN GO RW Racing GP NED							12	1'39.715	32.708	15.124	28.913	22.970	256.0	
		Runs=1	Total laps=19	Full laps=14			13	1'46.266 *	34.50*	19.297	29.226	23.241*	182.6	
1	2'00.777	35.941	16.341	30.166	24.536	247.7	14	1'39.800 *	32.80*	15.160	28.813	23.027	255.5	
2	1'41.781	33.634	15.518	28.987	23.642	251.8	15	1'41.763 *	32.671	15.267	28.939	24.886*	255.5	
3	1'40.759	33.438	15.405	28.726	23.190	251.8	16	1'40.900 *	33.56*	15.264	28.935	23.133	255.0	
4	1'40.469	33.165	15.364	28.740	23.200	252.3	17	1'39.664	32.710	15.181	28.777	22.996	255.5	
5	1'40.049	32.841	15.150	28.850	23.208	251.8	18	1'39.764	32.568	15.188	28.755	23.253	254.4	
6	1'49.854	41.941	15.417	28.911	23.585	250.8	27th 4 Sean Dylan KELLY American Racing USA							
7	1'59.704 P	33.084	15.374	39.213	32.033	252.3		Runs=2	Total laps=16	Full laps=11				
8	9'49.160	36.855	15.639	29.405	23.794	248.2	1	2'35.285	38.233	16.793	30.746	25.366	245.2	
9	1'41.042	33.179	15.239	29.152	23.472	250.3	2	1'44.403	34.372	15.863	29.764	24.404	250.8	
10	1'40.693	32.995	15.261	29.014	23.423	248.7	3	1'42.465	33.496	15.694	29.457	23.818	252.3	
11	1'47.037	38.289	15.364	29.400	23.984	248.7	4	1'41.891	33.256	15.694	29.228	23.713	250.3	
12	1'40.637 *	32.846	15.155	29.079	23.557*	249.7	5	1'41.596	33.386	15.656	29.208	23.346	250.3	
13	1'46.000	32.848	15.484	33.799	23.869	251.3	Fastest Lap: Joe ROBERTS Italtrans Racing Team USA 1'37.393 32.024 14.838 28.156 22.375							

These data/results cannot be reproduced, stored and/or transmitted in whole or in part by any manner of electronic, mechanical, photocopying, recording, broadcasting or otherwise now known or herein after developed without the previous express consent by the copyright owner, except for reproduction in daily press and regular printed publications on sale to the public within 60 days of the event related to those data/results and always provided that copyright symbol appears together as follows below.
© DORNA, 2022

Official MotoGP Timing by TISSOT
www.motogp.com

Assen, Friday, June 24, 2022

Page 5 of 6



Free Practice Nr. 2

Moto2

Lap	Lap Time	T1	T2	T3	T4	Speed	Lap	Lap Time	T1	T2	T3	T4	Speed
6	1'41.129	33.080	15.471	29.037	23.541	251.3							
7	1'40.951	32.966	15.530	28.954	23.501	250.3							
8	1'40.578	32.814	15.513	28.810	23.441	249.2							
9	1'44.053 *	35.12*	15.729	29.881	23.323	249.2							
10	1'40.195	32.647	15.414	28.787	23.347	250.3							
11	1'40.071	32.617	15.426	28.695	23.333	249.2							
12	1'43.853	32.690	16.781	31.160	23.222	248.7							
13	1'39.690 *	32.58 *	15.338	28.590	23.181	251.3							
14	1'47.827	32.666	16.277	33.617	25.267	250.3							
15	1'49.969 P	32.726	15.466	28.911	32.866	250.3							
	unfinished	33.653	16.066	31.844		248.2							

28th 24 **Simone CORSI** MV Agusta Forward R ITA
Runs=2 Total laps=16 Full laps=7

1	2'08.788	34.397	16.586	30.714	25.273	247.2							
2	1'44.424	34.468	16.027	29.606	24.323	241.4							
3	1'54.441 P	37.22*	16.019	29.517	31.685	248.2							
4	6'46.005	31.828	15.964	30.144	24.242	248.2							
5	1'42.991	33.647	15.784	29.620	23.940	246.2							
6	1'42.331 *	33.78*	15.800	29.437	23.307	247.2							
7	1'41.603	33.079	15.547	29.345	23.632	249.7							
8	1'52.211 P	33.936	15.934	29.669	32.672	245.2							
9	9'05.514	32.708	16.197	29.956	24.265	245.2							
10	1'42.021	33.475	15.678	29.363	23.505	247.7							
11	1'43.677	32.973	15.696	31.613	23.395	249.7							
12	1'40.456 *	32.88*	15.331	28.985	23.257*	249.7							
13	1'40.529 *	32.84*	15.349	29.020	23.318	249.7							
14	1'47.372 *	37.441	16.213	29.734	23.984*	240.0							
15	1'40.252	32.758	15.344	28.955	23.195	250.3							
16	1'43.213	33.432	15.753	30.144	23.884	246.7							

29th 81 **Keminth KUBO** Yamaha VR46 Master THA
Runs=2 Total laps=16 Full laps=7

1	2'05.670	34.640	16.455	29.895	25.493	250.8							
2	1'48.004	34.180	16.173	33.653	23.998	249.7							
3	1'43.418 *	33.855	15.735	29.172	24.656*	251.3							
4	1'42.128 *	33.96*	15.538	29.057	23.566	253.4							
5	1'41.376	33.015	15.580	29.122	23.659	250.3							
6	1'45.269 *	36.858	15.486	29.170	23.755*	252.8							
7	1'41.087	33.030	15.408	29.075	23.574	251.3							
8	1'41.224	33.193	15.538	28.936	23.557	250.3							
9	1'42.294 *	33.18*	15.401	28.973	24.731*	249.7							
10	1'40.533	32.907	15.439	28.827	23.360	250.3							
11	1'54.562 P	38.03*	15.493	28.781	32.252	248.7							
12	13'16.613	33.123	15.677	29.379	23.518	249.7							
13	1'40.859 *	33.04*	15.374	28.954	23.491	250.3							
14	1'40.596	33.139	15.319	28.835	23.303	250.8							
15	1'44.609	37.022	15.209	28.864	23.514	252.3							
16	2'02.460 P	43.429	17.027	29.879	32.125	237.2							

Fastest Lap: Joe ROBERTS Italtrans Racing Team USA **1'37.393** 32.024 14.838 28.156 22.375

These data/results cannot be reproduced, stored and/or transmitted in whole or in part by any manner of electronic, mechanical, photocopying, recording, broadcasting or otherwise now known or herein after developed without the previous express consent by the copyright owner, except for reproduction in daily press and regular printed publications on sale to the public within 60 days of the event related to those data/results and always provided that copyright symbol appears together as follows below.
© DORNA, 2022

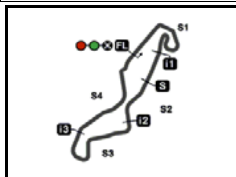
Official MotoGP Timing by TISSOT
www.motogp.com

Assen, Friday, June 24, 2022

Page 6 of 6

moto2





4542 m.

MOTUL TT ASSEN

Free Practice Nr. 2

Best Partial Times


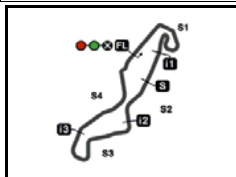
Moto2™

IT Ideal Lap Time, sum of the best partial times*BT* Best Lap Time

<i>T1</i>		<i>T2</i>		<i>T3</i>		<i>T4</i>				<i>IT</i>	<i>BT</i>	
Pos	Rider	Time	Rider	Time	Rider	Time	Rider	Time	Pos	Rider		
1	A.FERNANDEZ	31.705	F.SALAC	14.719	A.ARENAS	28.079	J.ROBERTS	22.375	1	A.FERNANDEZ	1'37.249	1'37.529 (2)
2	A.OGURA	32.002	A.OGURA	14.814	J.ROBERTS	28.156	A.ARENAS	22.396	2	A.ARENAS	1'37.349	1'37.569 (3)
3	A.ARENAS	32.011	J.ROBERTS	14.815	A.FERNANDEZ	28.160	A.CANET	22.404	3	J.ROBERTS	1'37.370	1'37.393 (1)
4	J.ROBERTS	32.024	A.ZACCONI	14.829	S.CHANTRA	28.216	A.LOPEZ	22.463	4	A.OGURA	1'37.618	1'37.710 (4)
5	J.DIXON	32.035	A.LOPEZ	14.841	J.DIXON	28.245	F.SALAC	22.469	5	F.SALAC	1'37.659	1'37.978 (10)
6	T.ARBOLINO	32.038	A.ARENAS	14.863	M.SCHROTTER	28.287	F.ALDEGUER	22.493	6	A.LOPEZ	1'37.726	1'37.942 (6)
7	C.VIETTI	32.076	M.RAMIREZ	14.882	A.OGURA	28.298	A.ZACCONI	22.493	7	F.ALDEGUER	1'37.813	1'37.840 (5)
8	J.NAVARRO	32.077	A.FERNANDEZ	14.887	J.NAVARRO	28.300	A.FERNANDEZ	22.497	8	C.VIETTI	1'37.885	1'37.964 (8)
9	A.LOPEZ	32.080	T.ARBOLINO	14.892	B.BENDSNEYDE	28.310	A.OGURA	22.504	9	J.NAVARRO	1'37.941	1'37.973 (9)
10	F.ALDEGUER	32.081	C.VIETTI	14.897	M.RAMIREZ	28.319	C.VIETTI	22.520	10	A.CANET	1'37.945	1'37.960 (7)
11	A.CANET	32.090	J.DIXON	14.898	F.SALAC	28.320	S.LOWES	22.542	11	J.DIXON	1'37.985	1'38.452 (20)
12	B.BALTUS	32.104	F.ALDEGUER	14.904	A.ZACCONI	28.333	J.NAVARRO	22.597	12	A.ZACCONI	1'38.001	1'38.252 (14)
13	S.CHANTRA	32.125	M.SCHROTTER	14.914	F.ALDEGUER	28.335	M.RAMIREZ	22.603	13	S.CHANTRA	1'38.022	1'38.100 (12)
14	F.SALAC	32.151	B.BENDSNEYDE	14.936	A.LOPEZ	28.342	M.GONZALEZ	22.643	14	M.RAMIREZ	1'38.049	1'38.076 (11)
15	C.BEAUBIER	32.154	S.LOWES	14.947	J.ALCOBA	28.345	T.ARBOLINO	22.651	15	B.BENDSNEYDE	1'38.068	1'38.275 (15)
16	B.BENDSNEYDE	32.171	C.BEAUBIER	14.959	M.GONZALEZ	28.374	B.BENDSNEYDE	22.651	16	M.SCHROTTE	1'38.131	1'38.401 (17)
17	J.ALCOBA	32.172	J.ALCOBA	14.962	C.VIETTI	28.392	S.CHANTRA	22.678	17	T.ARBOLINO	1'38.152	1'38.180 (13)
18	M.SCHROTTER	32.193	J.NAVARRO	14.967	C.BEAUBIER	28.404	B.BALTUS	22.728	18	M.GONZALEZ	1'38.253	1'38.434 (19)
19	M.GONZALEZ	32.225	L.DALLA PORTA	14.969	A.CANET	28.408	M.SCHROTTER	22.737	19	C.BEAUBIER	1'38.287	1'38.310 (16)
20	M.RAMIREZ	32.245	Z.VAN DEN GOO	14.999	B.BALTUS	28.439	C.BEAUBIER	22.770	20	B.BALTUS	1'38.331	1'38.794 (22)
21	A.ZACCONI	32.346	S.CHANTRA	15.003	L.DALLA PORTA	28.496	J.DIXON	22.807	21	J.ALCOBA	1'38.353	1'38.561 (21)
22	S.LOWES	32.406	M.GONZALEZ	15.011	S.LOWES	28.530	J.ALCOBA	22.874	22	S.LOWES	1'38.425	1'38.425 (18)
23	L.DALLA PORTA	32.480	A.CANET	15.043	T.ARBOLINO	28.571	N.ANTONELLI	22.970	23	L.DALLA POR	1'38.965	1'39.102 (23)
24	Z.VAN DEN GOO	32.487	B.BALTUS	15.060	S.KELLY	28.590	L.DALLA PORTA	23.020	24	Z.VAN DEN G	1'39.245	1'39.295 (24)

These data/results cannot be reproduced, stored and/or transmitted in whole or in part by any manner of electronic, mechanical, photocopying, recording, broadcasting or otherwise now known or herein after developed without the previous express consent by the copyright owner, except for reproduction in daily press and regular printed publications on sale to the public within 60 days of the event related to those data/results and always provided that copyright symbol appears together as follows below.
© DORNA, 2022

TT Circuit Assen

Results and timing service provided by  TISSOT

4542 m.

MOTUL TT ASSEN

Free Practice Nr. 2

Best Partial Times

Moto2™

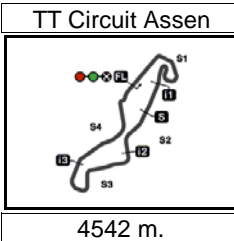
IT Ideal Lap Time, sum of the best partial times*BT* Best Lap Time

T1		T2		T3		T4				<i>IT</i>	<i>BT</i>	
<i>Pos</i>	<i>Rider</i>	<i>Time</i>	<i>Rider</i>	<i>Time</i>	<i>Rider</i>	<i>Time</i>	<i>Rider</i>	<i>Time</i>	<i>Pos</i>	<i>Rider</i>		
25	A.TOLEDO	32.526	N.ANTONELLI	15.124	A.TOLEDO	28.667	Z.VAN DEN GOO	23.050	25	N.ANTONELLI	1'39.417	1'39.664 (26)
26	N.ANTONELLI	32.568	A.TOLEDO	15.176	Z.VAN DEN GOO	28.709	A.TOLEDO	23.128	26	A.TOLEDO	1'39.497	1'39.505 (25)
27	S.KELLY	32.617	K.KUBO	15.209	N.ANTONELLI	28.755	S.KELLY	23.181	27	S.KELLY	1'39.726	1'40.071 (27)
28	S.CORSI	32.758	S.CORSI	15.331	K.KUBO	28.781	S.CORSI	23.195	28	K.KUBO	1'40.200	1'40.533 (29)
29	K.KUBO	32.907	S.KELLY	15.338	S.CORSI	28.955	K.KUBO	23.303	29	S.CORSI	1'40.239	1'40.252 (28)

These data/results cannot be reproduced, stored and/or transmitted in whole or in part by any manner of electronic, mechanical, photocopying, recording, broadcasting or otherwise now known or herein after developed without the previous express consent by the copyright owner, except for reproduction in daily press and regular printed publications on sale to the public within 60 days of the event related to those data/results and always provided that copyright symbol appears together as follows below.
© DORNA, 2022

Official MotoGP Timing by TISSOT
www.motogp.com





MOTUL TT ASSEN

Free Practice Nr. 2

Fastest Laps Sequence

<i>Practice Time</i>	 <i>Rider</i>	<i>Nation</i>	<i>Motorcycle</i>	<i>Time</i>	<i>Km/h</i>	<i>Rider's Lap</i>
3'36.477	54 Fermín ALDEGUER	SPA	BOSCOSCURO	1'41.826	160.5	2
3'41.640	23 Marcel SCHROTTER	GER	KALEX	1'40.854	162.1	2
3'54.470	12 Filip SALAC	CZE	KALEX	1'40.303	163.0	2
4'04.345	16 Joe ROBERTS	USA	KALEX	1'40.240	163.1	2
5'21.440	23 Marcel SCHROTTER	GER	KALEX	1'39.800	163.8	3
5'22.696	42 Marcos RAMIREZ	SPA	MV AGUSTA	1'39.491	164.3	3
5'23.503	7 Barry BALTUS	BEL	KALEX	1'39.380	164.5	3
5'38.398	37 Augusto FERNANDEZ	SPA	KALEX	1'39.128	164.9	3
5'55.360	96 Jake DIXON	GBR	KALEX	1'38.849	165.4	3
7'13.003	21 Alonso LOPEZ	SPA	BOSCOSCURO	1'38.521	165.9	4
8'56.435	37 Augusto FERNANDEZ	SPA	KALEX	1'37.908	167.0	5
17'08.732	37 Augusto FERNANDEZ	SPA	KALEX	1'37.840	167.1	10
17'17.677	75 Albert ARENAS	SPA	KALEX	1'37.569	167.5	10
38'24.039	37 Augusto FERNANDEZ	SPA	KALEX	1'37.534	167.6	16
39'22.170	16 Joe ROBERTS	USA	KALEX	1'37.393	167.8	18

These data/results cannot be reproduced, stored and/or transmitted in whole or in part by any manner of electronic, mechanical, photocopying, recording, broadcasting or otherwise now known or herein after developed without the previous express consent by the copyright owner, except for reproduction in daily press and regular printed publications on sale to the public within 60 days of the event related to those data/results and always provided that copyright symbol appears together as follows below.

© DORNA, 2022

Official MotoGP Timing by TISSOT
www.motogp.com

Assen, Friday, June 24, 2022

