


4657 m.

GRAN PREMI MONSTER ENERGY DE CATALUNYA

Practice Nr. 1

Classification

3

	Rider	Nation	Team	Motorcycle	Time	Lap Total	Gap	Top Speed
1	5 Jaume MASIA	SPA	Leopard Racing	HONDA	1'48.300	13 14		245.4
2	53 Deniz ÖNCÜ	TUR	Red Bull KTM Ajo	KTM	1'48.956	13 15	0.656 0.656	240.0
3	18 Matteo BERTELLE	ITA	Rivacold Snipers Team	HONDA	1'49.012	14 15	0.712 0.056	241.0
4	24 Tatsuki SUZUKI	JPN	Leopard Racing	HONDA	1'49.015	14 15	0.715 0.003	245.4
5	95 Collin VEIJER	NED	Liqui Moly Husqvarna Intact GP	HUSQVARNA	1'49.030	12 16	0.730 0.015	242.1
6	54 Riccardo ROSSI	ITA	SIC58 Squadra Corse	HONDA	1'49.273	14 15	0.973 0.243	243.2
7	48 Ivan ORTOLÁ	SPA	Angeluss MTA Team	KTM	1'49.280	15 15	0.980 0.007	240.5
8	55 Romano FENATI	ITA	Rivacold Snipers Team	HONDA	1'49.281	12 13	0.981 0.001	238.9
9	82 Stefano NEPA	ITA	Angeluss MTA Team	KTM	1'49.295	12 14	0.995 0.014	240.5
10	96 Daniel HOLGADO	SPA	Red Bull KTM Tech3	KTM	1'49.361	13 16	1.061 0.066	243.2
11	6 Ryusei YAMANAKA	JPN	Gaviota GASGAS Aspar Team	GASGAS	1'49.546	13 15	1.246 0.185	244.3
12	71 Ayumu SASAKI	JPN	Liqui Moly Husqvarna Intact GP	HUSQVARNA	1'49.600	14 16	1.300 0.054	242.6
13	72 Taiyo FURUSATO	JPN	Honda Team Asia	HONDA	1'49.712	14 14	1.412 0.112	240.5
14	66 Joel KELSO	AUS	CFMOTO Racing PruestelGP	CFMOTO	1'49.750	11 16	1.450 0.038	243.2
15	99 José Antonio RUEDA	SPA	Red Bull KTM Ajo	KTM	1'49.806	13 15	1.506 0.056	243.7
16	80 David ALONSO	COL	Gaviota GASGAS Aspar Team	GASGAS	1'49.813	14 16	1.513 0.007	243.2
17	19 Scott OGDEN	GBR	VisionTrack Racing Team	HONDA	1'49.878	11 15	1.578 0.065	246.5
18	7 Filippo FARIOLI	ITA	Red Bull KTM Tech3	KTM	1'49.919	11 15	1.619 0.041	240.5
19	10 Diogo MOREIRA	BRA	MT Helmets - MSI	KTM	1'50.001	11 12	1.701 0.082	243.7
20	92 David ALMANSA	SPA	Finetwork Intact GP	HUSQVARNA	1'50.053	14 15	1.753 0.052	235.8
21	38 David SALVADOR	SPA	CIP Green Power	KTM	1'50.178	15 15	1.878 0.125	245.4
22	44 David MUÑOZ	SPA	BOE Motorsports	KTM	1'50.195	11 15	1.895 0.017	242.1
23	63 Syarifuddin AZMAN	MAL	MT Helmets - MSI	KTM	1'50.412	11 13	2.112 0.217	242.1
24	43 Xavier ARTIGAS	SPA	CFMOTO Racing PruestelGP	CFMOTO	1'50.718	12 16	2.418 0.306	243.2
25	64 Mario AJI	INA	Honda Team Asia	HONDA	1'50.782	12 15	2.482 0.064	241.6
26	20 Lorenzo FELLON	FRA	CIP Green Power	KTM	1'50.883	14 14	2.583 0.101	248.2
27	33 Tatchakorn BUASRI	THA	Honda Team Asia	HONDA	1'51.034	13 15	2.734 0.151	241.0
28	27 Kaito TOBA	JPN	SIC58 Squadra Corse	HONDA	1'51.117	6 14	2.817 0.083	243.2
29	22 Ana CARRASCO	SPA	BOE Motorsports	KTM	1'51.264	11 13	2.964 0.147	239.4
30	70 Joshua WHATLEY	GBR	VisionTrack Racing Team	HONDA	1'51.350	6 15	3.050 0.086	242.1

Practice condition: Dry

Air: 22°

Humidity: 77%

Ground: 25°

Fastest Lap:	Lap: 13	Jaume MASIA	1'48.300	154.8 Km/h
Best Race Lap:	2021	Darryn BINDER	1'48.209	154.9 Km/h
All Time Lap Record:	2021	Gabriel RODRIGO	1'47.597	155.8 Km/h

The results are provisional until the end of the limit for protest and appeals.

Time limit for protest expires 30' after publication of the results - Time:

These data/results cannot be reproduced, stored and/or transmitted in whole or in part by any manner of electronic, mechanical, photocopying, recording, broadcasting or otherwise now known or herein after developed without the previous express consent by the copyright owner, except for reproduction in daily press and regular printed publications on sale to the public within 60 days of the event related to those data/results and always provided that copyright symbol appears together as follows below.

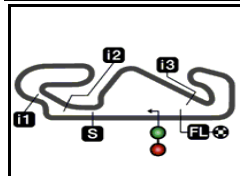
© DORNA, 2023

Official MotoGP Timing by TISSOT
www.motogp.com

Barcelona, Friday, September 01, 2023

moto3™





4657 m.

GRAN PREMI MONSTER ENERGY DE CATALUNYA

Practice Nr. 1

Top Speed & Average

4



Rider	Nation	Motorcycle	Top 5 speeds					Average	Top
20 Lorenzo FELLON	FRA	KTM	248.2	246.5	246.0	240.5	239.4	244.1	248.2
19 Scott OGDEN	GBR	HONDA	246.5	244.3	241.6	240.5	240.0	242.2	246.5
5 Jaume MASIA	SPA	HONDA	245.4	245.4	243.7	243.7	241.0	243.4	245.4
24 Tatsuki SUZUKI	JPN	HONDA	245.4	244.3	240.0	238.9	238.4	240.9	245.4
38 David SALVADOR	SPA	KTM	245.4	244.8	244.3	244.3	243.7	244.4	245.4
6 Ryusei YAMANAKA	JPN	GASGAS	244.3	243.2	242.6	242.6	241.6	242.9	244.3
10 Diogo MOREIRA	BRA	KTM	243.7	243.2	242.6	242.6	240.5	242.2	243.7
99 José Antonio RUEDA	SPA	KTM	243.7	243.2	241.6	241.0	240.5	242.0	243.7
27 Kaito TOBA	JPN	HONDA	243.2	241.6	240.5	240.5	238.9	240.9	243.2
43 Xavier ARTIGAS	SPA	CFMOTO	243.2	242.6	242.6	242.1	241.6	242.4	243.2
54 Riccardo ROSSI	ITA	HONDA	243.2	241.6	240.5	240.0	239.4	240.9	243.2
66 Joel KELSO	AUS	CFMOTO	243.2	242.1	241.6	240.5	238.9	240.4	243.2
80 David ALONSO	COL	GASGAS	243.2	241.6	240.5	239.4	238.9	240.7	243.2
96 Daniel HOLGADO	SPA	KTM	243.2	241.6	241.6	241.6	241.0	241.8	243.2
71 Ayumu SASAKI	JPN	HUSQVARNA	242.6	241.6	241.0	241.0	240.5	241.2	242.6
44 David MUÑOZ	SPA	KTM	242.1	241.6	241.6	240.5	240.0	240.8	242.1
63 Syarifuddin AZMAN	MAL	KTM	242.1	241.6	241.6	241.6	241.0	241.6	242.1
70 Joshua WHATLEY	GBR	HONDA	242.1	242.1	241.6	241.6	240.0	241.2	242.1
95 Collin VEIJER	NED	HUSQVARNA	242.1	242.1	241.0	238.9	238.9	240.3	242.1
64 Mario AJI	INA	HONDA	241.6	239.4	239.4	238.9	237.3	239.3	241.6
18 Matteo BERTELLE	ITA	HONDA	241.0	241.0	238.4	238.4	237.8	239.3	241.0
33 Tatchakorn BUASRI	THA	HONDA	241.0	239.4	238.9	238.4	237.3	239.0	241.0
7 Filippo FARIOLI	ITA	KTM	240.5	237.8	237.3	236.8	235.2	237.1	240.5
48 Ivan ORTOLÁ	SPA	KTM	240.5	235.8	235.2	234.7	234.7	236.2	240.5
72 Taiyo FURUSATO	JPN	HONDA	240.5	240.5	238.9	237.8	236.8	238.6	240.5
82 Stefano NEPA	ITA	KTM	240.5	238.9	236.8	235.2	234.7	236.5	240.5
53 Deniz ÖNCÜ	TUR	KTM	240.0	240.0	239.4	239.4	238.9	239.3	240.0
22 Ana CARRASCO	SPA	KTM	239.4	238.9	238.4	236.3	236.3	237.9	239.4
55 Romano FENATI	ITA	HONDA	238.9	238.9	237.3	236.3	235.8	237.2	238.9
92 David ALMANSA	SPA	HUSQVARNA	235.8	234.7	231.7	231.2	229.7	232.6	235.8

These data/results cannot be reproduced, stored and/or transmitted in whole or in part by any manner of electronic, mechanical, photocopying, recording, broadcasting or otherwise now known or herein after developed without the previous express consent by the copyright owner, except for reproduction in daily press and regular printed publications on sale to the public within 60 days of the event related to those data/results and always provided that copyright symbol appears together as follows below.

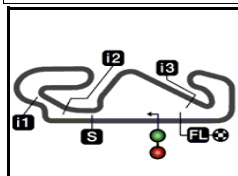
© DORNA, 2023

Official MotoGP Timing by TISSOT
www.motogp.com





Barcelona, Friday, September 01, 2023



4657 m.

GRAN PREMI MONSTER ENERGY DE CATALUNYA

Practice Nr. 1

Chronological Analysis of Performances

5

* Lap / Sector time cancelled

T1 Time from finish line to 1st intermediate

T3 Time from 2nd intermed. to 3rd intermed.

P Crossing the finish line in pit lane

T2 Time from 1st intermed. to 2nd intermed.

T4 Time from 3rd intermediate to finish line

Lap	Lap Time	T1	T2	T3	T4	Speed	Lap	Lap Time	T1	T2	T3	T4	Speed	
1st	5	Jaume MASIA Leopard Racing SPA						10	1'51.583	20.599	34.357	23.327	33.300	235.2
		Runs=3	Total laps=14	Full laps=9	Valid laps=6		11	1'59.042 P	20.649	34.225	23.263	40.905	233.2	
1	2'50.655	21.117	36.581	24.384	33.781	160.9	12	4'29.853	20.122	34.250	23.187	32.704	170.3	
2	1'50.930 *	20.472	34.112	23.268*	33.078	239.4	13	1'49.722	20.231	33.549	23.092	32.850	241.0	
3	1'50.085 *	20.137	33.895	23.187*	32.866	241.0	14	1'49.012	20.024	33.602	22.911	32.475	241.0	
4	1'49.951	20.251	33.756	23.122	32.822	241.0	15	1'50.556 *	20.370	34.006	23.252	32.928*	238.4	
5	1'49.969	20.183	33.978	23.005	32.803	240.0								
6	1'49.392	20.067	33.713	22.953	32.659	245.4	4th	24	Tatsuki SUZUKI Leopard Racing JPN					
7	2'08.003 P	22.33*	37.929	23.655*	44.081	243.7			Runs=3	Total laps=15	Full laps=10	Valid laps=8		
8	6'28.944	20.061	34.773	23.448	33.263	161.6	1	3'04.899	23.418	35.667	24.290	34.464	137.7	
9	1'50.563	20.405	33.996	23.220	32.942	237.8	2	1'53.523	21.039	34.948	23.698	33.838	238.4	
10	1'50.602 *	20.341	34.053	23.164*	33.044	237.3	3	1'52.332	20.833	34.473	23.426	33.600	234.2	
11	2'01.816 P	20.400	34.182	23.439*	43.795	236.8	4	1'52.155	20.497	34.579	23.413	33.666	238.9	
12	6'27.755	21.817	36.352	23.043	32.699	141.3	5	1'51.326	20.397	34.416	23.231	33.282	240.0	
13	1'48.300	19.974	33.345	22.707	32.274	243.7	6	1'51.868	20.522	34.507	23.401	33.438	236.8	
14	1'48.441	20.001	33.355	22.746	32.339	245.4	7	1'51.866 *	20.528	34.460	23.323*	33.555	236.3	
							8	1'50.960 *	20.399	34.346	23.122*	33.093	238.4	
2nd	53	Deniz ÖNCÜ Red Bull KTM Ajo TUR						9	2'04.109 P	20.446	34.335	23.533	45.795	237.3
		Runs=2	Total laps=15	Full laps=12	Valid laps=9		10	5'06.751 *	23.249	34.922	23.545*	33.551	138.1	
1	4'19.111 *	20.305	35.294	23.825	34.112*	166.4	11	1'51.645	20.463	34.456	23.305	33.421	237.8	
2	1'52.663 *	20.657	34.750	23.627*	33.629	238.9	12	2'07.502 P	20.377	34.574	23.350	49.201	237.8	
3	1'51.650	20.386	34.668	23.305	33.291	238.9	13	5'30.313 *	21.376	36.691	23.104	32.694*	142.1	
4	1'50.893	20.382	34.290	23.058	33.163	239.4	14	1'49.015	20.084	33.568	22.876	32.487	244.3	
5	1'50.551	20.278	33.955	22.991	33.327	240.0	15	1'49.018	19.978	33.619	22.848	32.573	245.4	
6	1'50.712	20.308	34.150	23.062	33.192	240.0								
7	1'50.494 *	20.362	33.965	22.993	33.174*	238.9	5th	95	Collin VEIJER Liqui Moly Husqvarna NED					
8	1'50.167	20.282	33.942	22.988	32.955	238.9			Runs=2	Total laps=16	Full laps=13	Valid laps=12		
9	1'51.008	20.410	34.351	23.161	33.086	239.4	1	3'14.540	20.171	36.082	24.383	34.331	173.6	
10	1'50.371	20.334	33.961	22.950	33.126	238.4	2	1'52.912	20.747	34.867	23.747	33.551	235.8	
11	1'59.122 P	20.222	34.111	23.356	41.433	238.9	3	1'52.110	20.540	34.501	23.635	33.434	237.8	
12	6'44.045	20.126	34.499	23.025	32.759	165.6	4	1'51.327	20.511	34.301	23.325	33.190	237.3	
13	1'48.956	20.243	33.459	22.805	32.449	238.4	5	1'51.129	20.363	34.314	23.381	33.071	237.8	
14	1'49.527	20.168	33.731	22.841	32.787	238.4	6	1'50.724	20.387	34.121	23.200	33.016	238.4	
15	1'49.316 *	20.200	33.683	22.882	32.551*	237.3	7	1'50.855	20.338	34.237	23.273	33.007	238.9	
							8	1'50.562	20.263	34.085	23.256	32.958	238.4	
3rd	18	Matteo BERTELLE Rivacold Snipers Tea ITA						9	1'59.640 P	20.388	34.119	23.246	41.887	238.9
		Runs=3	Total laps=15	Full laps=10	Valid laps=5		10	6'16.148	19.139	38.538	26.855	33.391	170.6	
1	2'40.406 *	23.548	35.831	24.083*	34.195	139.7	11	1'50.353	20.140	34.061	23.094	33.058	241.0	
2	1'53.294 *	20.756	34.908	23.661	33.969*	236.8	12	1'49.030	20.230	33.607	22.935	32.258	236.8	
3	1'52.830 *	21.062	34.653	23.573*	33.542	234.2	13	1'49.057	20.195	33.525	22.953	32.384	237.3	
4	1'52.290	20.622	34.515	23.473	33.680	237.8	14	1'49.550	20.187	33.801	22.941	32.621	242.1	
5	1'51.743 *	20.569	34.388	23.379	33.407*	236.8	15	1'52.317	20.060	34.089	23.027	35.141	242.1	
6	1'51.284 *	20.506	34.450	23.234*	33.094	236.8	16	1'49.349 *	20.133	33.691	22.965	32.560*	238.9	
7	1'56.393	20.417	36.918	25.253	33.805	238.4								
8	2'00.969 P	20.414	34.273	23.854	42.428	237.3								
9	6'38.039 *	19.578	34.952	23.429	33.265*	170.8								

Fastest Lap: Jaume MASIA Leopard Racing SPA **1'48.300** 19.974 33.345 22.707 32.274

These data/results cannot be reproduced, stored and/or transmitted in whole or in part by any manner of electronic, mechanical, photocopying, recording, broadcasting or otherwise now known or herein after developed without the previous express consent by the copyright owner, except for reproduction in daily press and regular printed publications on sale to the public within 60 days of the event related to those data/results and always provided that copyright symbol appears together as follows below.
© DORNA, 2023

Practice Nr. 1

Moto3

Lap	Lap Time	T1	T2	T3	T4	Speed	Lap	Lap Time	T1	T2	T3	T4	Speed	
6th	54	Riccardo ROSSI				SIC58 Squadra Corse	ITA	3	1'52.458	20.764	34.656	23.463	33.575	233.7
		Runs=2	Total laps=15	Full laps=12	Valid laps=12		4	1'51.880	20.758	34.381	23.391	33.350	234.7	
1	2'07.373	20.559	36.539	24.936	34.434	159.7	5	1'51.619	20.640	34.325	23.347	33.307	234.2	
2	1'55.605	20.575	34.903	23.594	36.533	240.5	6	1'51.280	20.612	34.287	23.297	33.084	234.2	
3	1'52.331	20.546	34.604	23.599	33.582	243.2	7	1'50.993	20.523	34.145	23.281	33.044	235.2	
4	1'51.959	20.650	34.512	23.434	33.363	235.2	8	1'50.997	20.458	34.121	23.271	33.147	234.2	
5	1'52.494	20.937	34.561	23.458	33.538	234.2	9	2'04.128 P	21.18*	35.964	24.156	42.828	234.7	
6	1'55.435	20.578	34.576	24.806	35.475	238.4	10	11'49.721 *	18.579	34.554	23.308*	32.741	176.1	
7	1'51.684	20.537	34.543	23.420	33.184	238.4	11	1'49.502	20.294	33.696	23.076	32.436	240.5	
8	1'51.245	20.486	34.314	23.336	33.109	237.8	12	1'49.295	20.321	33.603	22.900	32.471	238.9	
9	1'51.433	20.338	34.426	23.414	33.255	240.0	13	1'49.420	20.305	33.513	23.022	32.580	236.8	
10	1'51.433	20.453	34.395	23.405	33.180	235.8	14	1'49.588	20.387	33.649	22.984	32.568	234.7	
11	1'51.311	20.429	34.364	23.306	33.212	236.3								
12	2'07.046 P	21.398	35.571	25.404	44.673	222.2	10th	96	Daniel HOLGADO				Red Bull KTM Tech3	SPA
13	9'50.285	26.051	40.694	23.293	32.946	129.4			Runs=2	Total laps=16	Full laps=13	Valid laps=7		
14	1'49.273	20.092	33.647	23.000	32.534	241.6	1	2'38.580	21.890	35.584	23.695	34.306	150.2	
15	1'49.321	20.125	33.740	22.967	32.489	239.4	2	1'51.775 *	20.560	34.379	23.529	33.307*	241.6	
							3	1'51.229	20.362	34.232	23.352	33.283	240.0	
7th	48	Ivan ORTOLÁ				Angeluss MTA Team	SPA	4	1'50.929	20.400	34.161	23.227	33.141	239.4
		Runs=3	Total laps=15	Full laps=10	Valid laps=8		5	1'53.342 *	20.383	35.087	24.411	33.461*	240.0	
1	1'55.861	20.246	35.833	23.996	33.723	167.1	6	1'53.200 *	20.348	34.198	23.166*	35.488	241.6	
2	1'52.731	20.887	34.736	23.546	33.562	233.7	7	1'50.632	20.248	34.077	23.187	33.120	243.2	
3	1'52.374 *	20.53 *	34.978	23.473	33.392	234.7	8	2'07.476 P	20.432	38.745	23.958	44.341	237.8	
4	1'52.599	20.978	34.756	23.470	33.395	233.7	9	7'54.174 *	22.355	34.470	23.434*	33.110*	125.5	
5	1'52.066	20.818	34.505	23.436	33.307	233.2	10	1'49.701	20.339	33.633	23.021	32.708	237.3	
6	1'51.773	20.797	34.363	23.390	33.223	233.2	11	1'49.609	20.245	33.654	23.018	32.692	238.4	
7	1'51.521	20.583	34.395	23.317	33.226	234.2	12	1'54.546 *	20.275	35.708	24.265	34.298*	237.8	
8	2'05.579 P	21.277	35.837	24.457	44.008	233.2	13	1'49.361	20.178	33.690	22.920	32.573	241.0	
9	6'32.026 *	21.564	34.972	23.485	33.542*	156.5	14	1'49.611	20.148	33.734	22.941	32.788	241.6	
10	2'00.426 P	20.669	34.464	23.309	41.984	233.7	15	1'49.943 *	20.245	33.742	23.007*	32.949*	238.9	
11	5'14.349 *	19.421	34.852	23.347*	32.934	168.7	16	1'53.947 *	21.19*	35.877	23.710	33.165	237.3	
12	1'50.123	20.409	33.837	23.116	32.761	235.8								
13	1'49.838	20.382	33.762	23.051	32.643	235.2	11th	6	Ryusei YAMANAKA				Gaviota GASGAS Asp	JPN
14	1'59.460 *	20.445	34.256	25.034*	39.725	234.7			Runs=2	Total laps=15	Full laps=12	Valid laps=9		
15	1'49.280	20.255	33.698	22.927	32.400	240.5	1	2'39.031	23.111	36.256	24.213	34.847	142.1	
							2	1'52.184	20.756	34.484	23.391	33.553	238.4	
8th	55	Romano FENATI				Rivacold Snipers Tea	ITA	3	1'51.280	20.332	34.340	23.281	33.327	241.6
		Runs=3	Total laps=13	Full laps=8	Valid laps=7		4	1'51.332	20.444	34.362	23.371	33.155	238.9	
1	2'41.841	22.695	35.953	23.889	33.514	132.0	5	1'52.523	20.623	34.257	23.476	34.167	236.3	
2	1'51.972	20.655	34.299	23.444	33.574	237.3	6	1'51.018 *	20.533	34.263	23.184	33.038*	237.8	
3	1'51.294	20.427	34.250	23.468	33.149	238.9	7	1'54.582	20.402	34.678	23.680	35.822	237.8	
4	1'51.509	20.438	34.245	23.412	33.414	234.7	8	1'51.489	20.320	34.183	23.381	33.605	244.3	
5	1'54.381	21.061	36.511	23.586	33.223	230.7	9	2'02.845 P	20.487	34.910	23.713	43.735	237.8	
6	2'04.512 P	20.465	34.315	23.235*	46.497	238.9	10	9'48.199	20.675	34.259	23.502	33.377	161.6	
7	9'06.284 *	20.775	34.728	24.024*	33.357*	156.9	11	1'49.684	20.308	33.779	23.058	32.539	237.8	
8	1'51.802 *	20.729	34.342	23.405*	33.326	231.2	12	1'50.613	20.460	33.693	23.031	33.429	238.4	
9	2'07.136 P	21.284	35.539	24.468	45.845	222.2	13	1'49.546	20.177	33.711	22.900	32.758	242.6	
10	5'36.548 *	19.911	34.217	23.152	32.735*	167.9	14	1'50.310 *	20.286	34.207	23.049	32.768*	242.6	
11	1'49.517	20.220	33.630	23.108	32.559	235.8	15	1'51.325 *	20.274	34.563	23.547*	32.941	243.2	
12	1'49.281	20.172	33.620	23.059	32.430	236.3								
13	1'49.429	20.178	33.787	23.095	32.369	235.8	12th	71	Ayumu SASAKI				Liqui Moly Husqvarna	JPN
									Runs=2	Total laps=16	Full laps=13	Valid laps=8		
9th	82	Stefano NEPA				Angeluss MTA Team	ITA	1	3'05.644	21.913	35.899	24.021	34.753	160.4
		Runs=2	Total laps=14	Full laps=11	Valid laps=10		2	1'52.822 *	20.841	34.787	23.530	33.664*	239.4	
1	2'07.111	20.122	36.450	24.645	34.421	170.6	3	1'52.228 *	20.374	34.575	23.525	33.754*	240.5	
2	1'53.779 *	21.186	34.983	23.646*	33.964	232.7	4	1'51.817	20.384	34.397	23.430	33.606	240.0	

Fastest Lap: Jaume MASIA Leopard Racing SPA **1'48.300** 19.974 33.345 22.707 32.274

These data/results cannot be reproduced, stored and/or transmitted in whole or in part by any manner of electronic, mechanical, photocopying, recording, broadcasting or otherwise now known or herein after developed without the previous express consent by the copyright owner, except for reproduction in daily press and regular printed publications on sale to the public within 60 days of the event related to those data/results and always provided that copyright symbol appears together as follows below.
© DORNA, 2023

Practice Nr. 1

Moto3

Lap	Lap Time	T1	T2	T3	T4	Speed	Lap	Lap Time	T1	T2	T3	T4	Speed
5	1'51.695	20.425	34.410	23.510	33.350	238.4	6	1'51.090	20.451	34.143	23.317	33.179	241.0
6	1'52.049	20.616	34.582	23.415	33.436	235.2	7	1'52.546 *	20.422	34.225	24.542*	33.357	241.6
7	1'51.290	20.240	34.269	23.488	33.293	241.6	8	2'03.881 P	20.565	34.724	23.920*	44.672	240.0
8	1'51.190	20.310	34.185	23.359	33.336	238.9	9	8'41.674	20.584	34.377	23.483	33.189	145.9
9	2'04.979 P	20.314	35.575	24.419	44.671	238.9	10	1'50.202	20.592	33.689	23.085	32.836	237.8
10	7'01.552	20.586	35.114	23.340	33.245	163.1	11	1'49.888	20.347	33.792	22.965	32.784	238.4
11	1'49.925	20.168	33.860	23.069	32.828	240.5	12	1'51.589	20.324	33.853	24.282	33.130	239.4
12	1'49.777	20.183	33.768	23.035	32.791	239.4	13	1'49.806	20.292	33.914	22.967	32.633	238.4
13	1'59.943 *	24.85*	38.992	23.201*	32.894	238.4	14	1'49.658 *	20.260	33.762	22.923*	32.713	240.5
14	1'49.600	20.106	33.754	22.810	32.930	242.6	15	1'49.500 *	20.228	33.758	22.859	32.655*	239.4
15	1'55.732 *	21.28*	38.421	22.982	33.049	241.0							
16	1'49.514 *	20.180	33.754	22.974*	32.606	241.0							

13th		72	Taiyo FURUSATO	Honda Team Asia	JPN	
Runs=2	Total laps=14	Full laps=11	Valid laps=8			
1	2'09.657	21.222	36.296	24.307	34.442	165.8
2	1'53.718	21.168	34.800	23.758	33.992	234.7
3	1'52.543 *	20.750	34.672	23.544*	33.577	236.8
4	1'52.036 *	20.773	34.285	23.549*	33.429	235.8
5	1'52.363	20.717	34.315	23.589	33.742	234.7
6	1'51.723	20.491	34.297	23.690	33.245	234.7
7	1'51.772	20.532	34.297	23.572	33.371	234.2
8	1'51.275	20.582	34.158	23.416	33.119	234.2
9	2'10.816 P	21.66*	39.350	24.598	45.202	236.8
10	11'40.109 *	18.504	34.819	23.499*	33.153	176.1
11	1'50.593 *	20.460	33.877	23.162*	33.094*	237.8
12	1'51.252	20.443	34.322	23.082	33.405	238.9
13	1'49.996	20.336	33.916	22.927	32.817	240.5
14	1'49.712	20.204	33.875	23.062	32.571	240.5

14th		66	Joel KELSO	CFMOTO Racing Pru	AUS	
Runs=2	Total laps=16	Full laps=13	Valid laps=11			
1	2'15.412	20.594	35.638	25.660	35.186	169.8
2	1'52.304	20.684	34.460	23.551	33.609	237.8
3	1'51.353	20.506	34.202	23.368	33.277	240.5
4	1'50.934	20.409	34.083	23.295	33.147	242.1
5	1'51.858	20.643	34.429	23.532	33.254	238.9
6	1'51.015	20.365	34.154	23.245	33.251	241.6
7	1'51.287	20.314	34.370	23.381	33.222	243.2
8	2'07.641 P	23.61*	36.071	23.931	44.027	238.9
9	7'02.017	19.630	34.360	23.463	33.122	172.5
10	1'50.097	20.375	33.672	23.110	32.940	234.7
11	1'49.750	20.299	33.637	23.119	32.695	236.3
12	1'51.558	20.112	34.992	23.479	32.975	238.9
13	1'50.233	20.201	33.816	23.187	33.029	238.9
14	2'02.120 *	24.53*	39.793	24.301	33.489	232.2
15	1'53.527	20.294	36.174	23.768	33.291	236.3
16	1'50.579 *	20.387	34.016	23.217	32.959*	234.7

15th		99	José Antonio RUED	Red Bull KTM Ajo	SPA	
Runs=2	Total laps=15	Full laps=12	Valid laps=7			
1	2'46.695 *	20.929	35.980	24.532*	34.287	163.8
2	1'53.163 *	21.107	34.753	23.668	33.635*	237.3
3	1'51.835	20.688	34.352	23.355	33.440	238.4
4	1'50.812	20.505	34.165	23.232	32.910	243.7
5	1'51.073 *	20.405	34.230	23.334	33.104*	243.2

16th		80	David ALONSO	Gaviota GASGAS Asp	COL	
Runs=2	Total laps=16	Full laps=13	Valid laps=8			
1	2'09.701	22.659	35.423	24.224	35.349	152.1
2	1'53.006	20.940	34.573	23.451	34.042	243.2
3	1'52.968	21.138	34.560	23.626	33.644	234.7
4	1'51.736 *	20.673	34.305	23.300*	33.458	241.6
5	1'51.888	20.703	34.337	23.446	33.402	240.5
6	1'51.998	20.900	34.324	23.600	33.174	233.7
7	1'51.140	20.537	34.161	23.193	33.249	239.4
8	1'52.510 *	20.68*	34.556	23.470	33.804	234.2
9	1'52.427	20.933	34.444	23.469	33.581	233.2
10	1'52.750	20.786	34.588	23.784	33.592	233.2
11	1'52.140 *	20.791	34.484	23.389	33.476*	232.7
12	2'01.933 P	20.769	34.453	23.372	43.339	231.7
13	7'02.274	19.793	34.197	23.094	33.082	168.2
14	1'49.813	20.432	33.724	22.910	32.747	236.8
15	1'54.848 *	20.312	33.875	23.622*	37.039	234.2
16	1'49.403 *	20.188	33.736	22.898	32.581*	238.9

17th		19	Scott OGDEN	VisionTrack Racing T	GBR	
Runs=2	Total laps=15	Full laps=12	Valid laps=9			
1	2'37.541	21.164	40.418	30.278	37.671	167.9
2	1'53.568	20.979	34.852	24.010	33.727	238.9
3	1'52.029	20.536	34.681	23.508	33.304	240.0
4	1'51.654	20.452	34.427	23.560	33.215	239.4
5	1'51.758	20.457	34.446	23.484	33.371	238.9
6	1'51.330	20.500	34.270	23.362	33.198	241.6
7	1'52.268	20.421	34.372	23.990	33.485	240.0
8	2'08.007 P	20.400	35.099	24.079	48.429	238.4
9	8'32.355	19.206	35.262	24.051	39.491	171.1
10	1'50.443	20.368	33.908	23.205	32.962	240.5
11	1'49.878	20.270	33.779	23.144	32.685	244.3
12	1'53.312 *	20.518	36.215	23.505*	33.074	235.8
13	1'50.162	20.390	33.897	23.031	32.844	237.3
14	2'00.562 *	20.331	35.418	27.089	37.724*	236.3
15	1'49.764 *	20.228	33.742	22.935	32.859*	246.5

18th		7	Filippo FARIOLI	Red Bull KTM Tech3	ITA	
Runs=2	Total laps=15	Full laps=12	Valid laps=4			
1	2'37.053 *	20.413	35.605	24.658*	34.835	168.4
2	1'53.194 *	20.891	34.685	23.797*	33.821	231.2
3	1'51.662	20.626	34.261	23.445	33.330	235.2
4	1'50.777	20.371	34.039	23.306	33.061	236.8
5	1'51.706 *	20.337	34.327	23.600	33.442*	240.5
6	1'52.860 *	20.65*	35.491	23.305	33.406*	232.2

Fastest Lap: Jaume MASIA Leopard Racing SPA **1'48.300** 19.974 33.345 22.707 32.274

These data/results cannot be reproduced, stored and/or transmitted in whole or in part by any manner of electronic, mechanical, photocopying, recording, broadcasting or otherwise now known or herein after developed without the previous express consent by the copyright owner, except for reproduction in daily press and regular printed publications on sale to the public within 60 days of the event related to those data/results and always provided that copyright symbol appears together as follows below.
© DORNA, 2023

Practice Nr. 1

Moto3

Lap	Lap Time	T1	T2	T3	T4	Speed	Lap	Lap Time	T1	T2	T3	T4	Speed
7	1'53.949 *	20.613	34.617	25.188*	33.531*	234.2	11	9'46.742 *	18.975	34.588	23.347*	32.951*	169.8
8	1'51.568 *	20.496	34.240	23.590	33.242*	235.2	12	1'50.283	20.293	34.065	23.064	32.861	239.4
9	2'05.580 P	20.58 *	37.670	24.500*	42.829	233.2	13	1'52.368	20.365	35.013	23.805	33.185	238.4
10	9'45.071	19.489	34.106	23.372	33.067	167.1	14	1'55.990	20.238	35.311	23.398	37.043	242.1
11	1'49.919	20.481	33.759	22.974	32.705	232.2	15	1'50.178	20.258	33.942	23.132	32.846	242.6
12	1'50.385 *	20.391	33.785	23.352	32.857*	232.2							
13	1'50.913	20.537	33.894	23.190	33.292	231.2							
14	1'49.820 *	20.354	33.706	23.038	32.722*	237.8							
15	1'50.722 *	20.507	34.011	23.252*	32.952	237.3							

19th 10 **Diogo MOREIRA** MT Helmets - MSI BRA
Runs=3 Total laps=12 Full laps=7 Valid laps=5

1	2'07.177	20.436	35.888	24.589	34.224	161.9
2	2'00.107 *	20.592	34.701	23.699*	41.115	237.8
3	1'51.419	20.512	34.274	23.308	33.325	240.0
4	1'51.164	20.394	34.180	23.046	33.544	242.6
5	1'50.637	20.229	34.087	23.153	33.168	243.2
6	1'50.735	20.057	34.144	23.306	33.228	242.6
7	2'00.432 P	20.317	34.149	23.245	42.721	240.5
8	8'44.320	19.303	34.469	23.688	33.579	169.5
9	1'59.806 P	20.477	34.226	23.232*	41.871	237.3
10	4'39.840	20.139	34.550	22.992	33.040	154.9
11	1'50.001	20.242	33.747	23.074	32.938	240.5
12	2'00.104 *	20.82*	36.646	24.355	38.281	235.8
	unfinished	20.039	33.830	23.159	243.7	

22nd 44 **David MUÑOZ** BOE Motorsports SPA
Runs=2 Total laps=15 Full laps=12 Valid laps=10

1	2'13.244	20.496	35.364	23.898	34.073	169.5
2	1'52.758	20.997	34.666	23.425	33.670	240.0
3	1'51.766	20.516	34.561	23.378	33.311	240.0
4	1'52.033	20.502	34.581	23.450	33.500	238.9
5	1'51.014	20.421	34.177	23.224	33.192	242.1
6	1'51.185	20.391	34.132	23.508	33.154	237.3
7	1'50.447	20.279	34.126	23.128	32.914	238.9
8	1'53.209	20.362	34.470	23.434	34.943	238.4
9	2'05.348 P	20.572	37.041	24.441	43.294	240.0
10	8'52.180 *	20.165	36.916	24.715*	36.492	167.7
11	1'50.195	20.337	33.854	23.072	32.932	239.4
12	1'53.945 *	20.66*	36.764	23.196	33.319	241.6
13	1'50.284	20.256	33.934	23.065	33.029	241.6
14	1'54.221	20.239	34.052	23.015	36.915	240.5
15	1'49.854 *	20.130	33.823	22.998	32.903*	239.4

23rd 63 **Syarifuddin AZMAN** MT Helmets - MSI MAL
Runs=3 Total laps=13 Full laps=8 Valid laps=5

1	2'10.019	20.970	35.697	24.170	34.436	171.7
2	1'53.285	20.996	34.747	23.647	33.895	241.0
3	1'57.073	20.718	36.384	26.243	33.728	242.1
4	1'53.088	20.855	34.781	23.731	33.721	238.4
5	1'52.897 *	20.710	34.686	23.691*	33.810	235.8
6	1'54.214 *	20.954	35.071	24.213*	33.976	234.7
7	2'04.119 P	20.697	35.008	24.180*	44.234	236.8
8	8'33.827	18.813	35.457	23.836	33.916	175.3
9	2'02.134 P	20.763	34.782	23.568	43.021	234.2
10	5'36.813	22.055	37.994	23.298	33.110	158.5
11	1'50.412	20.424	33.928	23.095	32.965	241.6
12	1'53.554	20.446	33.935	23.175	35.998	241.6
13	1'50.502 *	20.258	34.222	23.068	32.954*	241.6

20th 92 **David ALMANSA** Finetwork Intact GP SPA
Runs=3 Total laps=15 Full laps=10 Valid laps=9

1	2'19.459	21.549	37.134	24.742	34.007	157.6
2	1'54.219	21.068	35.258	24.041	33.852	226.8
3	1'52.779	20.812	34.792	23.792	33.383	229.7
4	1'52.966	21.111	34.835	23.713	33.307	231.7
5	1'52.861	20.928	34.738	23.712	33.483	228.3
6	1'52.742	20.898	34.630	23.706	33.508	227.3
7	2'01.888 P	20.809	34.547	23.594	42.938	231.2
8	6'33.401	20.414	35.474	23.989	33.610	161.9
9	1'53.043	21.128	34.680	23.868	33.367	225.0
10	1'52.684	21.015	34.674	23.632	33.363	225.4
11	1'53.341 *	21.184	34.672	23.933*	33.552	225.0
12	2'03.156 P	21.288	35.052	23.762	43.054	224.5
13	4'44.687	22.666	38.453	23.524	32.839	146.3
14	1'50.053	20.458	33.784	23.019	32.792	234.7
15	1'50.129	20.382	33.880	23.162	32.705	235.8

24th 43 **Xavier ARTIGAS** CFMOTO Racing Pru SPA
Runs=2 Total laps=16 Full laps=13 Valid laps=11

1	2'09.109	20.198	35.431	24.133	34.588	173.6
2	1'53.576	20.913	34.838	23.611	34.214	238.4
3	1'52.968	20.936	34.641	23.804	33.587	237.8
4	1'52.114	20.508	34.628	23.519	33.459	242.1
5	1'52.515	20.558	34.529	23.663	33.765	242.6
6	1'52.268	20.771	34.447	23.473	33.577	238.9
7	1'51.579	20.539	34.302	23.369	33.369	242.6
8	2'06.446 P	21.57*	37.228	23.831	43.809	238.4
9	7'06.605 *	19.255	34.418	23.475*	33.390	172.5
10	1'52.028	20.470	34.627	23.437	33.494	237.8
11	1'51.595	20.518	34.246	23.242	33.589	241.0
12	1'50.718	20.534	33.946	23.212	33.026	240.0
13	1'50.897	20.260	34.232	23.211	33.194	240.0
14	1'56.037 *	20.457	34.251	25.630*	35.699	238.4

21st 38 **David SALVADOR** CIP Green Power SPA
Runs=2 Total laps=15 Full laps=12 Valid laps=8

1	2'13.418	20.689	35.904	23.972	34.085	163.8
2	1'52.643	20.774	34.951	23.384	33.534	243.7
3	1'51.778 *	20.616	34.591	23.308	33.263*	243.7
4	1'52.080 *	20.388	34.739	23.311	33.642*	244.3
5	1'51.117	20.441	34.262	23.211	33.203	244.3
6	1'51.587	20.416	34.215	23.378	33.578	245.4
7	1'51.179 *	20.277	34.243	23.203	33.456*	244.8
8	1'55.316 *	20.39*	36.258	25.121	33.546	241.0
9	1'52.259	20.477	34.955	23.392	33.435	241.0
10	2'04.125 P	20.35*	36.200	23.927*	43.643	238.9

Fastest Lap: Jaume MASIA	Leopard Racing	SPA	1'48.300	19.974	33.345	22.707	32.274
---------------------------------	----------------	-----	-----------------	--------	--------	--------	--------

These data/results cannot be reproduced, stored and/or transmitted in whole or in part by any manner of electronic, mechanical, photocopying, recording, broadcasting or otherwise now known or herein after developed without the previous express consent by the copyright owner, except for reproduction in daily press and regular printed publications on sale to the public within 60 days of the event related to those data/results and always provided that copyright symbol appears together as follows below.
© DORNA, 2023

Practice Nr. 1

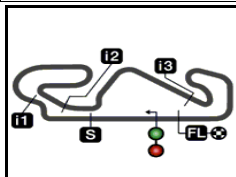
Moto3

Lap	Lap Time	T1	T2	T3	T4	Speed	Lap	Lap Time	T1	T2	T3	T4	Speed			
15	1'56.635	20.259	34.076	26.178	36.122	241.6	28th 27	Kaito TOBA	SIC58 Squadra Corse JPN				Runs=3 Total laps=14 Full laps=9 Valid laps=7			
16	1'50.367 *	20.342	33.886	23.073	33.066*	243.2										
1	2'40.864 *	21.398	36.147	24.182*	34.021	156.5										
2	1'52.880	20.782	34.819	23.595	33.684	240.5										
3	1'51.664	20.687	34.300	23.396	33.281	236.8										
4	1'51.178	20.347	34.373	23.248	33.210	243.2										
5	1'52.586	20.634	34.306	23.398	34.248	233.7										
6	1'51.117	20.435	34.290	23.299	33.093	240.5										
7	1'51.220	20.313	34.233	23.412	33.262	237.8										
8	2'03.819 P	20.396	34.427	23.380	45.616	241.6										
9	6'13.878	21.190	35.435	24.038	34.276	154.9										
10	1'52.634	20.967	34.594	23.468	33.605	232.7										
11	2'02.657 P	20.769	34.677	23.541	43.670	232.7										
12	5'48.153 *	20.055	34.772	23.396	33.309*	168.4										
13	2'01.695 *	20.518	35.951	29.693*	35.533	234.7										
14	1'50.476 *	20.337	33.965	23.093	33.081*	238.9										
9	8'37.240 *	19.097	35.362	24.049*	38.421	168.2	29th 22	Ana CARRASCO	BOE Motorsports SPA				Runs=2 Total laps=13 Full laps=10 Valid laps=8			
10	1'51.220	20.685	34.005	23.402	33.128	231.7										
11	1'50.814	20.505	34.130	23.291	32.888	239.4										
12	1'50.782	20.381	34.161	23.265	32.975	235.8										
13	1'55.303 *	20.563	34.283	24.335	36.122*	233.2										
14	1'56.813	20.382	34.263	24.233	37.935	235.8										
15	1'51.473 *	20.643	34.403	23.386	33.041*	237.3										
10	11'43.267 *	18.875	34.995	23.406*	33.199	171.7			26th 20	Lorenzo FELLON	CIP Green Power FRA				Runs=2 Total laps=14 Full laps=11 Valid laps=5	
11	1'50.867 *	20.443	34.183	23.239*	33.002	236.8										
12	1'51.222 *	20.419	34.171	23.332	33.300*	237.8										
13	1'50.650 *	20.216	34.192	23.135*	33.107	239.4										
14	1'50.883	20.560	34.173	23.141	33.009	231.7										
1	2'07.274	20.587	36.529	24.903	34.127	156.7										
2	1'55.505 *	20.808	34.963	23.646	36.088*	235.8										
3	1'52.969 *	20.968	34.923	23.550*	33.528	236.3										
4	1'52.285	20.730	34.677	23.512	33.366	237.3										
5	1'52.425	20.498	34.754	23.500	33.673	246.5										
6	1'52.497	20.685	35.079	23.400	33.333	240.5										
7	1'51.466	20.518	34.459	23.301	33.188	248.2										
8	1'52.990 *	20.471	34.731	23.370*	34.418	246.0										
9	2'02.580 P	20.567	35.557	23.747	42.709	238.4										
10	5'30.823	22.861	34.845	23.570	33.461	137.2	30th 70	Joshua WHATLEY			VisionTrack Racing T GBR					Runs=3 Total laps=15 Full laps=10 Valid laps=8
11	1'51.601	20.439	34.473	23.368	33.321	240.0										
12	2'07.956 P	24.26*	35.215			222.2										
13	4'38.253	19.383	36.798	23.500	35.494	166.6										
14	1'56.919 *	20.355	34.174	23.488	38.902*	240.0										
15	1'50.346 *	20.385	34.117	23.152	32.692*	241.6										
1	2'10.375	20.699	35.533	24.008	34.646	168.4										
2	1'53.104	20.785	34.751	23.705	33.863	238.4										
3	1'52.916 *	20.806	34.789	23.563*	33.758	241.0										
4	1'52.345	20.678	34.655	23.505	33.507	236.8										
5	1'52.024	20.642	34.478	23.550	33.354	236.3										
6	1'51.984	20.821	34.396	23.355	33.412	239.4										
7	1'51.547	20.596	34.376	23.382	33.193	238.9										
8	1'52.404	20.808	34.610	23.489	33.497	237.3										
9	2'07.388 P	21.021	38.067	24.510	43.790	234.2										
10	8'47.518	19.950	36.331	23.407	34.026	157.8										
11	1'51.318 *	20.684	34.125	23.410	33.099*	231.2										
12	1'55.029	20.789	35.058	23.937	35.245	229.7										
13	1'51.034	20.562	34.239	23.196	33.037	234.7										
14	1'51.118	20.543	34.132	23.271	33.172	234.7										
15	1'51.785 *	20.674	34.435	23.445	33.231*	230.7										

Fastest Lap: Jaume MASIA Leopard Racing SPA **1'48.300** 19.974 33.345 22.707 32.274

These data/results cannot be reproduced, stored and/or transmitted in whole or in part by any manner of electronic, mechanical, photocopying, recording, broadcasting or otherwise now known or herein after developed without the previous express consent by the copyright owner, except for reproduction in daily press and regular printed publications on sale to the public within 60 days of the event related to those data/results and always provided that copyright symbol appears together as follows below.
© DORNA, 2023





4657 m.

GRAN PREMI MONSTER ENERGY DE CATALUNYA

Practice Nr. 1

Best Partial Times

IT Ideal Lap Time, sum of the best partial times

BT Best Lap Time

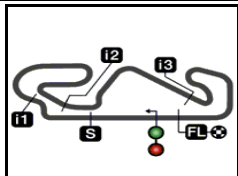
T1		T2		T3		T4				IT	BT	
Pos	Rider	Time	Rider	Time	Rider	Time	Rider	Time	Pos	Rider	IT	BT
1	J.MASIA	19.974	J.MASIA	33.345	J.MASIA	22.707	C.VEIJER	32.258	1	J.MASIA	1'48.300	1'48.300 (1)
2	T.SUZUKI	19.978	D.ÖNCÜ	33.459	D.ÖNCÜ	22.805	J.MASIA	32.274	2	C.VEIJER	1'48.778	1'49.030 (5)
3	M.BERTELLE	20.024	S.NEPA	33.513	A.SASAKI	22.810	R.FENATI	32.369	3	T.SUZUKI	1'48.881	1'49.015 (4)
4	D.MOREIRA	20.039	C.VEIJER	33.525	T.SUZUKI	22.848	I.ORTOLÁ	32.400	3	D.ÖNCÜ	1'48.881	1'48.956 (2)
5	C.VEIJER	20.060	M.BERTELLE	33.549	J.RUEDA	22.859	S.NEPA	32.436	5	M.BERTELLE	1'48.959	1'49.012 (3)
6	R.ROSSI	20.092	T.SUZUKI	33.568	D.ALONSO	22.898	D.ÖNCÜ	32.449	6	S.NEPA	1'49.143	1'49.295 (9)
7	A.SASAKI	20.106	R.FENATI	33.620	R.YAMANAKA	22.900	M.BERTELLE	32.475	7	R.ROSSI	1'49.195	1'49.273 (6)
8	J.KELSO	20.112	D.HOLGADO	33.633	S.NEPA	22.900	T.SUZUKI	32.487	8	R.FENATI	1'49.220	1'49.281 (8)
9	D.MUÑOZ	20.130	J.KELSO	33.637	M.BERTELLE	22.911	R.ROSSI	32.489	9	D.HOLGADO	1'49.274	1'49.361 (10)
10	D.HOLGADO	20.148	R.ROSSI	33.647	D.HOLGADO	22.920	R.YAMANAKA	32.539	10	A.SASAKI	1'49.276	1'49.600 (12)
11	D.ÖNCÜ	20.168	J.RUEDA	33.689	I.ORTOLÁ	22.927	T.FURUSATO	32.571	11	I.ORTOLÁ	1'49.280	1'49.280 (7)
12	R.FENATI	20.172	R.YAMANAKA	33.693	T.FURUSATO	22.927	D.HOLGADO	32.573	12	R.YAMANAKA	1'49.309	1'49.546 (11)
13	R.YAMANAKA	20.177	I.ORTOLÁ	33.698	S.OGDEN	22.935	A.SASAKI	32.606	13	J.RUEDA	1'49.409	1'49.806 (15)
14	D.ALONSO	20.188	F.FARIOLI	33.706	C.VEIJER	22.935	J.RUEDA	32.633	14	J.KELSO	1'49.554	1'49.750 (14)
15	T.FURUSATO	20.204	D.ALONSO	33.724	R.ROSSI	22.967	S.OGDEN	32.685	15	D.ALONSO	1'49.557	1'49.813 (16)
16	L.FELLON	20.216	S.OGDEN	33.742	F.FARIOLI	22.974	J.KELSO	32.695	16	T.FURUSATO	1'49.577	1'49.712 (13)
17	S.OGDEN	20.228	D.MOREIRA	33.747	D.MOREIRA	22.992	F.FARIOLI	32.705	17	S.OGDEN	1'49.590	1'49.878 (17)
18	J.RUEDA	20.228	A.SASAKI	33.754	D.MUÑOZ	22.998	D.ALMANSA	32.705	18	D.MOREIRA	1'49.716	1'50.001 (19)
19	D.SALVADOR	20.238	D.ALMANSA	33.784	D.ALMANSA	23.019	D.ALONSO	32.747	19	F.FARIOLI	1'49.722	1'49.919 (18)
20	I.ORTOLÁ	20.255	D.MUÑOZ	33.823	R.FENATI	23.059	D.SALVADOR	32.846	20	D.MUÑOZ	1'49.865	1'50.195 (22)
21	S.AZMAN	20.258	T.FURUSATO	33.875	D.SALVADOR	23.064	M.AJI	32.888	21	D.ALMANSA	1'49.890	1'50.053 (20)
22	X.ARTIGAS	20.259	X.ARTIGAS	33.886	S.AZMAN	23.068	D.MUÑOZ	32.914	22	D.SALVADOR	1'50.090	1'50.178 (21)
23	S.NEPA	20.294	S.AZMAN	33.928	X.ARTIGAS	23.073	D.MOREIRA	32.938	23	S.AZMAN	1'50.219	1'50.412 (23)
24	K.TOBA	20.313	D.SALVADOR	33.942	K.TOBA	23.093	S.AZMAN	32.965	24	X.ARTIGAS	1'50.244	1'50.718 (24)

These data/results cannot be reproduced, stored and/or transmitted in whole or in part by any manner of electronic, mechanical, photocopying, recording, broadcasting or otherwise now known or herein after developed without the previous express consent by the copyright owner, except for reproduction in daily press and regular printed publications on sale to the public within 60 days of the event related to those data/results and always provided that copyright symbol appears together as follows below.

© DORNA, 2023

Official MotoGP Timing by TISSOT
www.motogp.com





4657 m.

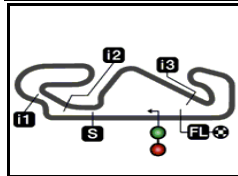
GRAN PREMI MONSTER ENERGY DE CATALUNYA**Practice Nr. 1****Best Partial Times****Moto3™***IT Ideal Lap Time, sum of the best partial times**BT Best Lap Time*

		T1		T2		T3		T4					
<i>Pos</i>	<i>Rider</i>	<i>Time</i>	<i>Rider</i>	<i>Time</i>	<i>Rider</i>	<i>Time</i>	<i>Rider</i>	<i>Time</i>	<i>Rider</i>	<i>Pos</i>	<i>Rider</i>	<i>IT</i>	<i>BT</i>
25	F.FARIOLI	20.337	K.TOBA	33.965	J.KELSO	23.110	L.FELLON	33.002		25	K.TOBA	1'50.464	1'51.117 (28)
26	J.WHATLEY	20.340	M.AJI	34.005	L.FELLON	23.141	X.ARTIGAS	33.026		26	M.AJI	1'50.492	1'50.782 (25)
27	M.AJI	20.381	J.WHATLEY	34.117	J.WHATLEY	23.152	T.BUASRI	33.037		27	L.FELLON	1'50.530	1'50.883 (26)
28	D.ALMANSA	20.382	T.BUASRI	34.125	T.BUASRI	23.196	K.TOBA	33.093		28	J.WHATLEY	1'50.788	1'51.350 (30)
29	A.CARRASCO	20.482	L.FELLON	34.171	M.AJI	23.218	J.WHATLEY	33.179		29	T.BUASRI	1'50.901	1'51.034 (27)
30	T.BUASRI	20.543	A.CARRASCO	34.282	A.CARRASCO	23.241	A.CARRASCO	33.251		30	A.CARRASCO	1'51.256	1'51.264 (29)

These data/results cannot be reproduced, stored and/or transmitted in whole or in part by any manner of electronic, mechanical, photocopying, recording, broadcasting or otherwise now known or herein after developed without the previous express consent by the copyright owner, except for reproduction in daily press and regular printed publications on sale to the public within 60 days of the event related to those data/results and always provided that copyright symbol appears together as follows below.
© DORNA, 2023

Official MotoGP Timing by **TISSOT**
www.motogp.com





4657 m.

GRAN PREMI MONSTER ENERGY DE CATALUNYA

Practice Nr. 1

Fastest Laps Sequence

Practice Time	 Rider	Nation	Motorcycle	Time	Km/h	Rider's Lap
3'48.592	48 Ivan ORTOLÁ	SPA	KTM	1'52.731	148.7	2
4'06.061	38 David SALVADOR	SPA	KTM	1'52.643	148.8	2
4'07.716	66 Joel KELSO	AUS	CFMOTO	1'52.304	149.2	2
4'31.215	6 Ryusei YAMANAKA	JPN	GASGAS	1'52.184	149.4	2
4'33.813	55 Romano FENATI	ITA	HONDA	1'51.972	149.7	2
5'57.768	44 David MUÑOZ	SPA	KTM	1'51.766	150.0	3
5'58.703	10 Diogo MOREIRA	BRA	KTM	1'51.419	150.4	3
5'59.069	66 Joel KELSO	AUS	CFMOTO	1'51.353	150.5	3
6'21.584	96 Daniel HOLGADO	SPA	KTM	1'51.229	150.7	3
7'49.867	10 Diogo MOREIRA	BRA	KTM	1'51.164	150.8	4
7'50.003	66 Joel KELSO	AUS	CFMOTO	1'50.934	151.1	4
8'12.513	96 Daniel HOLGADO	SPA	KTM	1'50.929	151.1	4
8'12.686	7 Filippo FARIOLI	ITA	KTM	1'50.777	151.3	4
8'21.621	5 Jaume MASIA	SPA	HONDA	1'49.951	152.4	4
12'00.982	5 Jaume MASIA	SPA	HONDA	1'49.392	153.2	6
28'09.330	95 Collin VEIJER	NED	HUSQVARNA	1'49.030	153.7	12
31'29.743	53 Deniz ÖNCÜ	TUR	KTM	1'48.956	153.8	13
34'36.965	5 Jaume MASIA	SPA	HONDA	1'48.300	154.8	13

These data/results cannot be reproduced, stored and/or transmitted in whole or in part by any manner of electronic, mechanical, photocopying, recording, broadcasting or otherwise now known or herein after developed without the previous express consent by the copyright owner, except for reproduction in daily press and regular printed publications on sale to the public within 60 days of the event related to those data/results and always provided that copyright symbol appears together as follows below.

© DORNA, 2023

Official MotoGP Timing by TISSOT
www.motogp.com

Barcelona, Friday, September 01, 2023

