


5010 m.

# IndianOil GRAND PRIX OF INDIA

## Practice Classification

6

	Rider	Nation	Team	Motorcycle	Time	Lap Total	Gap	Top Speed
1	10 Luca MARINI	ITA	Mooney VR46 Racing Team	DUCATI	<b>1'44.782</b>	24 25		<b>339.6</b>
2	89 Jorge MARTIN	SPA	Prima Pramac Racing	DUCATI	<b>1'44.790</b>	24 27	0.008 0.008	<b>347.8</b>
3	41 Aleix ESPARGARO	SPA	Aprilia Racing	APRILIA	<b>1'44.833</b>	22 24	0.051 0.043	<b>341.2</b>
4	93 Marc MARQUEZ	SPA	Repsol Honda Team	HONDA	<b>1'45.117</b>	26 28	0.335 0.284	<b>346.1</b>
5	72 Marco BEZZECCHI	ITA	Mooney VR46 Racing Team	DUCATI	<b>1'45.202</b>	22 24	0.420 0.085	<b>347.8</b>
6	12 Maverick VIÑALES	SPA	Aprilia Racing	APRILIA	<b>1'45.213</b>	19 21	0.431 0.011	<b>346.1</b>
7	1 Francesco BAGNAIA	ITA	Ducati Lenovo Team	DUCATI	<b>1'45.280</b>	22 24	0.498 0.067	<b>341.2</b>
8	20 Fabio QUARTARARO	FRA	Monster Energy Yamaha MotoGP	YAMAHA	<b>1'45.291</b>	24 29	0.509 0.011	<b>344.4</b>
9	5 Johann ZARCO	FRA	Prima Pramac Racing	DUCATI	<b>1'45.305</b>	23 24	0.523 0.014	<b>344.4</b>
10	36 Joan MIR	SPA	Repsol Honda Team	HONDA	<b>1'45.332</b>	19 21	0.550 0.027	<b>346.1</b>
11	49 Fabio DI GIANNANTONIO	ITA	Gresini Racing MotoGP	DUCATI	<b>1'45.406</b>	19 24	0.624 0.074	<b>338.0</b>
12	33 Brad BINDER	RSA	Red Bull KTM Factory Racing	KTM	<b>1'45.539</b>	19 24	0.757 0.133	<b>344.4</b>
13	73 Alex MARQUEZ	SPA	Gresini Racing MotoGP	DUCATI	<b>1'45.550</b>	22 26	0.768 0.011	<b>341.2</b>
14	21 Franco MORBIDELLI	ITA	Monster Energy Yamaha MotoGP	YAMAHA	<b>1'45.576</b>	26 27	0.794 0.026	<b>344.4</b>
15	37 Augusto FERNANDEZ	SPA	GASGAS Factory Racing Tech3	KTM	<b>1'45.589</b>	26 27	0.807 0.013	<b>339.6</b>
16	25 Raul FERNANDEZ	SPA	CryptoDATA RNF MotoGP Team	APRILIA	<b>1'45.712</b>	20 25	0.930 0.123	<b>339.6</b>
17	88 Miguel OLIVEIRA	POR	CryptoDATA RNF MotoGP Team	APRILIA	<b>1'45.863</b>	16 25	1.081 0.151	<b>342.8</b>
18	43 Jack MILLER	AUS	Red Bull KTM Factory Racing	KTM	<b>1'45.961</b>	21 25	1.179 0.098	<b>341.2</b>
19	44 Pol ESPARGARO	SPA	GASGAS Factory Racing Tech3	KTM	<b>1'46.111</b>	19 20	1.329 0.150	<b>346.1</b>
20	6 Stefan BRADL	GER	LCR Honda CASTROL	HONDA	<b>1'46.276</b>	27 27	1.494 0.165	<b>346.1</b>
21	30 Takaaki NAKAGAMI	JPN	LCR Honda IDEMITSU	HONDA	<b>1'46.310</b>	22 25	1.528 0.034	<b>341.2</b>
22	51 Michele PIRRO	ITA	Ducati Lenovo Team	DUCATI	<b>1'46.573</b>	25 26	1.791 0.263	<b>339.6</b>

Practice condition: Dry

Air: 33°

Humidity: 68%

Ground: 37°

<b>Fastest Lap:</b>	Lap: 24	<b>Luca MARINI</b>	<b>1'44.782</b>	172.1 Km/h
<b>Best Race Lap:</b>		<b>New track layout</b>		
<b>All Time Lap Record:</b>	2023	<b>Luca MARINI</b>	<b>1'44.782</b>	172.1 Km/h

The results are provisional until the end of the limit for protest and appeals.

Time limit for protest expires 30' after publication of the results - ..... Time: .....

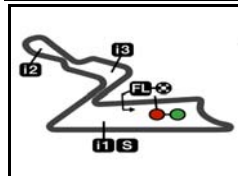
These data/results cannot be reproduced, stored and/or transmitted in whole or in part by any manner of electronic, mechanical, photocopying, recording, broadcasting or otherwise now known or herein after developed without the previous express consent by the copyright owner, except for reproduction in daily press and regular printed publications on sale to the public within 60 days of the event related to those data/results and always provided that copyright symbol appears together as follows below.

© DORNA, 2023

Official MotoGP Timing by TISSOT  
www.motogp.com



Greater Noida, Friday, September 22, 2023



5010 m.

**IndianOil GRAND PRIX OF INDIA****Practice****Top Speed & Average****8**

<i>Rider</i>	<i>Nation</i>	<i>Motorcycle</i>	<i>Top 5 speeds</i>					<i>Average</i>	<i>Top</i>
72 <b>Marco BEZZECCHI</b>	<b>ITA</b>	DUCATI	347.8	344.4	344.4	344.4	344.4	345.1	<b>347.8</b>
89 <b>Jorge MARTIN</b>	<b>SPA</b>	DUCATI	347.8	346.1	346.1	344.4	342.8	345.0	<b>347.8</b>
6 <b>Stefan BRADL</b>	<b>GER</b>	HONDA	346.1	342.8	341.2	339.6	339.6	341.0	<b>346.1</b>
12 <b>Maverick VIÑALES</b>	<b>SPA</b>	APRILIA	346.1	344.4	342.8	342.8	342.8	343.6	<b>346.1</b>
36 <b>Joan MIR</b>	<b>SPA</b>	HONDA	346.1	339.6	338.0	338.0	338.0	339.0	<b>346.1</b>
44 <b>Po ESPARGARO</b>	<b>SPA</b>	KTM	346.1	344.4	344.4	344.4	342.8	344.2	<b>346.1</b>
93 <b>Marc MARQUEZ</b>	<b>SPA</b>	HONDA	346.1	346.1	344.4	344.4	342.8	344.2	<b>346.1</b>
5 <b>Johann ZARCO</b>	<b>FRA</b>	DUCATI	344.4	341.2	339.6	339.6	338.0	339.2	<b>344.4</b>
20 <b>Fabio QUARTARARO</b>	<b>FRA</b>	YAMAHA	344.4	344.4	344.4	344.4	342.8	343.3	<b>344.4</b>
21 <b>Franco MORBIDELLI</b>	<b>ITA</b>	YAMAHA	344.4	342.8	341.2	339.6	339.6	341.0	<b>344.4</b>
33 <b>Brad BINDER</b>	<b>RSA</b>	KTM	344.4	344.4	342.8	342.8	342.8	343.3	<b>344.4</b>
88 <b>Miguel OLIVEIRA</b>	<b>POR</b>	APRILIA	342.8	341.2	341.2	341.2	341.2	341.5	<b>342.8</b>
1 <b>Francesco BAGNAIA</b>	<b>ITA</b>	DUCATI	341.2	339.6	339.6	339.6	339.6	339.8	<b>341.2</b>
30 <b>Takaaki NAKAGAMI</b>	<b>JPN</b>	HONDA	341.2	341.2	341.2	339.6	338.0	339.9	<b>341.2</b>
41 <b>Aleix ESPARGARO</b>	<b>SPA</b>	APRILIA	341.2	341.2	341.2	341.2	339.6	340.1	<b>341.2</b>
43 <b>Jack MILLER</b>	<b>AUS</b>	KTM	341.2	341.2	341.2	339.6	339.6	340.2	<b>341.2</b>
73 <b>Alex MARQUEZ</b>	<b>SPA</b>	DUCATI	341.2	338.0	338.0	336.4	336.4	336.9	<b>341.2</b>
10 <b>Luca MARINI</b>	<b>ITA</b>	DUCATI	339.6	339.6	338.0	338.0	338.0	338.4	<b>339.6</b>
25 <b>Raul FERNANDEZ</b>	<b>SPA</b>	APRILIA	339.6	339.6	338.0	338.0	338.0	338.6	<b>339.6</b>
37 <b>Augusto FERNANDEZ</b>	<b>SPA</b>	KTM	339.6	339.6	338.0	338.0	338.0	338.6	<b>339.6</b>
51 <b>Michele PIRRO</b>	<b>ITA</b>	DUCATI	339.6	339.6	338.0	338.0	338.0	338.5	<b>339.6</b>
49 <b>Fabio DI GIANNANTONIO</b>	<b>ITA</b>	DUCATI	338.0	336.4	336.4	336.4	336.4	336.6	<b>338.0</b>

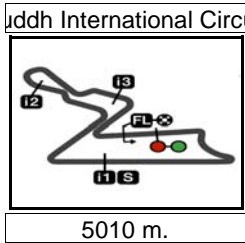
These data/results cannot be reproduced, stored and/or transmitted in whole or in part by any manner of electronic, mechanical, photocopying, recording, broadcasting or otherwise now known or herein after developed without the previous express consent by the copyright owner, except for reproduction in daily press and regular printed publications on sale to the public within 60 days of the event related to those data/results and always provided that copyright symbol appears together as follows below.

© DORNA, 2023

Official MotoGP Timing by **TISSOT**  
www.motogp.com



**Greater Noida, Friday, September 22, 2023**



IndianOil GRAND PRIX OF INDIA

Practice

Chronological Analysis of Performances

9

\* Lap / Sector time cancelled

T1 Time from finish line to 1st intermediate

T3 Time from 2nd intermed. to 3rd intermed.

P Crossing the finish line in pit lane

T2 Time from 1st intermed. to 2nd intermed.

T4 Time from 3rd intermediate to finish line

\*\*Tyre data subject to further updates

Lap	Lap Time	T1	T2	T3	T4	Speed	Lap	Lap Time	T1	T2	T3	T4	Speed
<b>1st 10 Luca MARINI</b> DUCATI ITA							2	1'47.556 *	33.928	33.900	21.214	18.514*	338.0
Mooney VR46 Racing Team							3	<b>1'46.840</b>	33.545	33.735	21.131	18.429	341.2
Runs=5 Total laps=25 Full laps=16 Valid laps=15							4	<b>1'46.782</b>	33.676	33.610	21.079	18.417	342.8
Run #	1	Front Tyre	Slick-Medium	Rear Tyre	Slick-Medium		5	1'46.847 *	33.416	33.535	21.105	18.791*	346.1
			New Tyre		4 Laps at start		6	<b>1'56.232</b>	37.644	38.988	21.348	18.252	341.2
1	2'57.073	32.926	38.593	22.325	18.902	336.4	7	<b>1'46.453</b>	33.699	33.550	20.909	18.295	341.2
2	1'51.551 *	34.268	34.839	21.473	20.971*	336.4	8	<b>1'46.182</b>	33.306	33.566	21.002	18.308	347.8
3	<b>1'47.717</b>	33.901	34.129	21.248	18.439	336.4	9	1'58.998 P	39.372	36.065	22.687	20.874	341.2
4	<b>1'54.861</b>	40.321	34.714	21.338	18.488	322.8	Run #	2	Front Tyre	Slick-Medium	Rear Tyre	Slick-Medium	
5	<b>1'46.822</b>	33.541	33.739	21.146	18.396	339.6				9 Laps at start		New Tyre	
6	<b>1'48.697</b>	33.877	34.286	21.763	18.771	338.0	10	11'05.584	35.213	35.412	22.621	18.686	338.0
7	1'54.754 P	34.438	36.956*	22.636	20.724	336.4	11	<b>1'47.181</b>	33.719	33.681	21.429	18.352	339.6
Run #	2	Front Tyre	Slick-Hard	Rear Tyre	Slick-Soft		12	<b>1'46.212</b>	33.586	33.343	20.992	18.291	339.6
			New Tyre		New Tyre		13	<b>1'45.840</b>	33.389	33.314	20.946	18.191	346.1
8	5'14.365	34.021	36.998	22.715	19.175	333.3	14	<b>1'45.672</b>	33.465	33.161	20.893	18.153	342.8
9	<b>1'50.231</b>	34.412	34.728	21.662	19.429	334.8	15	<b>1'54.731</b>	37.712	35.867	22.482	18.670	331.7
10	<b>1'48.386</b>	33.835	34.303	21.602	18.646	339.6	16	<b>1'46.394</b>	33.575	33.539	21.047	18.233	341.2
11	<b>1'47.759</b>	33.776	34.085	21.413	18.485	336.4	17	<b>1'46.001</b>	33.381	33.447	20.839	18.334	339.6
12	1'52.042 P	33.711	33.814	21.202	23.315	336.4	18	1'53.851 P	35.581*	35.489	20.954	21.827	334.8
Run #	3	Front Tyre	Slick-Medium	Rear Tyre	Slick-Medium		Run #	3	Front Tyre	Slick-Medium	Rear Tyre	Slick-Soft	
			7 Laps at start		11 Laps at start					New Tyre		New Tyre	
13	7'24.285	32.189	34.939	21.390	18.471	334.8	19	9'59.515	38.809	35.531	21.247	19.184	334.8
14	<b>1'46.836</b>	33.614	33.786	21.117	18.319	336.4	20	<b>1'47.837</b>	33.808	33.540	21.618	18.871	338.0
15	<b>1'46.560</b>	33.496	33.652	21.042	18.370	338.0	21	<b>1'45.516</b>	33.281	33.212	20.897	18.126	339.6
16	<b>1'45.765</b>	33.301	33.185	21.001	18.278	338.0	22	2'17.106 P	59.684	35.231	21.890	20.301	336.4
Run #	4	Front Tyre	Slick-Medium	Rear Tyre	Slick-Soft		Run #	4	Front Tyre	Slick-Medium	Rear Tyre	Slick-Soft	
			New Tyre		New Tyre					4 Laps at start		New Tyre	
17	15'28.847 *	32.421*	35.256	21.421	18.719	334.8	23	5'23.216	31.305	33.860	21.253	18.384	339.6
18	<b>1'46.296</b>	33.466	33.522	20.932	18.376	336.4	24	<b>1'44.790</b>	33.206	<b>32.899</b>	<b>20.578</b>	18.107	339.6
19	<b>1'45.933</b>	33.345	33.500	20.849	18.239	336.4	25	<b>2'12.282</b>	53.821	36.632	23.156	18.673	336.4
20	<b>1'45.317</b>	33.326	33.094	20.702	18.195	338.0	26	<b>1'45.080</b>	<b>33.037</b>	33.092	20.874	<b>18.077</b>	344.4
21	2'00.287 P	38.769	36.460*	23.782	21.276	330.2	27	1'58.779 P	37.794	35.467	23.200*	22.318	296.2
Run #	5	Front Tyre	Slick-Medium	Rear Tyre	Slick-Soft		<b>3rd 41 Aleix ESPARGARO</b> APRILIA SPA						
			5 Laps at start		New Tyre		Aprilia Racing						
22	3'44.218	32.311	34.400	21.320	18.381	336.4	Runs=4 Total laps=24 Full laps=17 Valid laps=15						
23	<b>1'45.777</b>	33.489	33.111	20.944	18.233	338.0	Run #	1	Front Tyre	Slick-Medium	Rear Tyre	Slick-Medium	
24	<b>1'44.782</b>	33.234	<b>32.840</b>	<b>20.599</b>	<b>18.109</b>	336.4				New Tyre		5 Laps at start	
25	1'57.516 *	<b>33.215</b>	33.509	30.525*	20.267	338.0	1	2'36.918	33.252	36.296	22.114	20.027	334.8
<b>2nd 89 Jorge MARTIN</b> DUCATI SPA							2	1'48.493 *	34.786	33.928	21.355	18.424*	338.0
Prima Pramac Racing							3	<b>1'51.245</b>	36.847	34.471	21.470	18.457	339.6
Runs=4 Total laps=27 Full laps=19 Valid laps=17							4	<b>1'47.499</b>	33.804	34.127	21.147	18.421	339.6
Run #	1	Front Tyre	Slick-Medium	Rear Tyre	Slick-Hard		5	<b>1'46.387</b>	33.635	33.449	20.940	18.363	<b>341.2</b>
			New Tyre		New Tyre		6	<b>1'48.484</b>	35.104	33.820	21.134	18.426	341.2
1	2'35.959	33.138	36.443	22.121	18.892	317.1	7	<b>1'46.893</b>	33.879	33.600	20.980	18.434	339.6

**Fastest Lap:** Luca MARINI Mooney VR46 Racing ITA **1'44.782** 33.234 32.840 20.599 18.109

These data/results cannot be reproduced, stored and/or transmitted in whole or in part by any manner of electronic, mechanical, photocopying, recording, broadcasting or otherwise now known or herein after developed without the previous express consent by the copyright owner, except for reproduction in daily press and regular printed publications on sale to the public within 60 days of the event related to those data/results and always provided that copyright symbol appears together as follows below.  
© DORNA, 2023



# Practice

# MotoGP

Lap	Lap Time	T1	T2	T3	T4	Speed	Lap	Lap Time	T1	T2	T3	T4	Speed	
8	<b>1'46.509</b>	33.624	33.453	20.990	18.442	339.6	21	4'46.580	37.061	37.613	23.027	19.200	281.2	
9	<b>1'46.182</b>	33.707	33.237	20.931	18.307	338.0	22	<b>1'58.540</b>	37.718	34.174	27.958	18.690	314.4	
10	3'09.891 P	1'46.926	38.226	22.713	22.026	280.1	23	<b>1'45.424</b>	33.183	33.248	20.783	18.210	<b>346.1</b>	
<b>Run # 2</b>	<b>Front Tyre</b>	Slick-Medium		<b>Rear Tyre</b>	Slick-Soft		<b>Run # 5</b>	<b>Front Tyre</b>	Slick-Medium		<b>Rear Tyre</b>	Slick-Soft		
		10 Laps at start			New Tyre				4 Laps at start			New Tyre		
11	11'38.893	32.764	34.213	21.624	18.577	334.8	25	3'37.333	33.384	35.990	21.601	18.754	333.3	
12	<b>1'47.096</b>	33.769	33.650	21.233	18.444	338.0	26	<b>1'45.117</b>	33.113	<b>33.068</b>	<b>20.739</b>	<b>18.197</b>	342.8	
13	<b>1'46.588</b>	33.704	33.345	21.007	18.532	336.4	27	<b>2'06.462</b>	44.316	36.357	27.193	18.596	336.4	
14	<b>1'45.927</b>	33.499	33.227	20.833	18.368	336.4	28	1'49.226 *	<b>33.016</b>	33.216	22.144*	20.850	346.1	
15	2'09.325 P	48.748	36.415	23.020	21.142	310.3								
<b>Run # 3</b>	<b>Front Tyre</b>	Slick-Medium		<b>Rear Tyre</b>	Slick-Soft		<b>5th</b>	<b>72</b>	<b>Marco BEZZECCHI</b>	DUCATI		ITA		
		New Tyre			New Tyre				Mooney VR46 Racing Team					
16	14'22.500	31.324	34.011	21.456	18.290	338.0			Runs=5	Total laps=24	Full laps=15	Valid laps=13		
17	<b>1'48.590</b>	34.418	34.424	21.225	18.523	341.2	<b>Run # 1</b>	<b>Front Tyre</b>	Slick-Medium		<b>Rear Tyre</b>	Slick-Soft		
18	<b>1'45.565</b>	33.428	33.096	20.822	18.219	339.6			New Tyre			New Tyre		
19	<b>1'45.433</b>	33.328	32.999	20.824	18.282	341.2	1	2'16.347	35.551	40.695	22.220	21.377	330.2	
20	2'06.314 P	44.477	37.271	23.179	21.387	313.0	2	<b>1'49.147</b>	35.285	34.260	21.232	18.370	341.2	
<b>Run # 4</b>	<b>Front Tyre</b>	Slick-Medium		<b>Rear Tyre</b>	Slick-Soft		3	<b>1'46.674</b>	33.715	33.716	20.983	18.260	338.0	
		5 Laps at start			New Tyre		4	<b>2'02.144</b>	43.749	37.902	21.359	19.134	339.6	
21	4'19.548	31.346	34.340	21.338	18.765	339.6	5	<b>1'46.819</b>	33.527	33.649	20.974	18.669	344.4	
22	<b>1'44.833</b>	<b>33.134</b>	<b>32.931</b>	<b>20.623</b>	<b>18.145</b>	339.6	6	<b>1'46.466</b>	33.917	33.377	20.945	18.227	339.6	
23	<b>1'55.300</b>	39.732	35.988	20.987	18.593	303.7	7	2'09.454 P	52.869	34.646	21.588	20.351	341.2	
24	1'52.510 *	33.193	33.394	23.704*	22.219	339.6	<b>Run # 2</b>	<b>Front Tyre</b>	Slick-Medium		<b>Rear Tyre</b>	Slick-Soft		
									7 Laps at start			7 Laps at start		
<b>4th</b>	<b>93</b>	<b>Marc MARQUEZ</b>		HONDA		SPA		8	8'41.318	36.394	34.532	21.525	18.728	342.8
		Repsol Honda Team						9	<b>1'45.993</b>	33.358	33.402	20.946	18.287	341.2
		Runs=5	Total laps=28	Full laps=19	Valid laps=15			10	<b>1'49.162</b>	35.713	33.636	21.247	18.566	341.2
<b>Run # 1</b>	<b>Front Tyre</b>	Slick-Medium		<b>Rear Tyre</b>	Slick-Medium		11	<b>1'47.564</b>	34.323	33.913	20.989	18.339	339.6	
		4 Laps at start			4 Laps at start		12	1'51.660 P	36.862	33.520	21.427	19.851	339.6	
1	2'26.007	33.494	37.657	22.551	19.298	310.3	<b>Run # 3</b>	<b>Front Tyre</b>	Slick-Hard		<b>Rear Tyre</b>	Slick-Soft		
2	1'50.084 *	34.558	34.648	21.934	18.944*	341.2			New Tyre			12 Laps at start		
3	<b>1'48.281</b>	34.038	34.086	21.444	18.713	344.4	13	9'27.622	37.141	35.809	21.876	18.666	338.0	
4	<b>1'49.312</b>	33.794	33.842	21.189	20.487	342.8	14	<b>1'52.824</b>	38.912	33.924	21.382	18.606	341.2	
5	<b>1'47.191</b>	33.660	33.840	21.104	18.587	344.4	15	1'46.260 *	33.446*	33.588	21.014	18.212	344.4	
6	1'53.790 *	34.331	35.928	23.953*	19.578	342.8	16	1'55.259 P	36.961	36.702	21.472	20.124	341.2	
7	<b>1'50.642</b>	34.621	34.446	22.069	19.506	336.4	<b>Run # 4</b>	<b>Front Tyre</b>	Slick-Medium		<b>Rear Tyre</b>	Slick-Soft		
8	<b>1'46.765</b>	33.539	33.621	21.228	18.377	338.0			New Tyre			New Tyre		
9	1'55.312 P	36.735	35.321	21.973	21.283	338.0	17	9'58.615	33.689	35.141	21.353	18.455	339.6	
<b>Run # 2</b>	<b>Front Tyre</b>	Slick-Medium		<b>Rear Tyre</b>	Slick-Medium		18	<b>1'45.246</b>	33.114	33.150	20.874	<b>18.108</b>	342.8	
		13 Laps at start			13 Laps at start		19	<b>1'52.166</b>	38.027	34.112	21.600	18.427	342.8	
10	9'51.109	33.716	35.720	22.280	19.218	334.8	20	1'48.984 P	33.278	33.431	21.435	20.840	344.4	
11	<b>1'49.421</b>	33.836	35.121	21.753	18.711	336.4	<b>Run # 5</b>	<b>Front Tyre</b>	Slick-Medium		<b>Rear Tyre</b>	Slick-Soft		
12	<b>1'47.395</b>	33.712	33.571	21.252	18.860	336.4			4 Laps at start			New Tyre		
13	<b>1'46.706</b>	33.605	33.431	21.232	18.438	336.4	21	4'44.628	33.790	35.101	21.544	18.695	339.6	
14	<b>1'49.787</b>	33.568	34.510	22.958	18.751	339.6	22	<b>1'45.202</b>	<b>33.102</b>	<b>33.138</b>	<b>20.755</b>	18.207	344.4	
15	1'55.994 P	33.675	38.694	22.607	21.018	338.0	23	<b>2'06.243</b>	50.853	35.860	21.116	18.414	187.5	
<b>Run # 3</b>	<b>Front Tyre</b>	Slick-Hard		<b>Rear Tyre</b>	Slick-Soft		24	1'46.950 *	33.272	33.154	21.435*	19.089	<b>347.8</b>	
		New Tyre			New Tyre									
16	7'17.970	34.933	35.742	21.991	18.779	333.3	<b>6th</b>	<b>12</b>	<b>Maverick VIÑALES</b>	APRILIA		SPA		
17	<b>1'49.211</b>	34.047	34.878	21.782	18.504	334.8			Aprilia Racing					
18	1'47.021 *	33.736*	33.512	21.249	18.524	336.4			Runs=5	Total laps=21	Full laps=12	Valid laps=10		
19	<b>1'46.420</b>	33.448	33.488	21.111	18.373	334.8	<b>Run # 1</b>	<b>Front Tyre</b>	Slick-Soft		<b>Rear Tyre</b>	Slick-Medium		
20	1'55.971 P	37.481	35.284	22.120	21.086	333.3			7 Laps at start			7 Laps at start		
<b>Run # 4</b>	<b>Front Tyre</b>	Slick-Medium		<b>Rear Tyre</b>	Slick-Soft		1	2'50.959	33.505	36.689	22.517	19.034	334.8	
		New Tyre			New Tyre		2	1'50.541 *	34.705	34.765	21.940	19.131*	338.0	

**Fastest Lap:** Luca MARINI Mooney VR46 Racing ITA **1'44.782** 33.234 32.840 20.599 18.109

These data/results cannot be reproduced, stored and/or transmitted in whole or in part by any manner of electronic, mechanical, photocopying, recording, broadcasting or otherwise now known or herein after developed without the previous express consent by the copyright owner, except for reproduction in daily press and regular printed publications on sale to the public within 60 days of the event related to those data/results and always provided that copyright symbol appears together as follows below.  
© DORNA, 2023





# Practice

# MotoGP

Lap	Lap Time	T1	T2	T3	T4	Speed
3	<b>1'48.822</b>	33.941	34.275	21.817	18.789	339.6
4	<b>1'48.961</b>	34.031	34.548	21.789	18.593	341.2
5	1'56.844 P	34.114	40.394	21.837	20.499	341.2
Run #	2	Front Tyre	Slick-Soft	Rear Tyre	Slick-Medium	
		New Tyre		New Tyre		
6	13'17.974	32.486	35.000	21.679	18.606	338.0
7	<b>1'47.038</b>	33.709	33.630	21.221	18.478	338.0
8	<b>1'46.880</b>	33.448	33.731	21.220	18.481	338.0
9	<b>1'47.980</b>	33.524	33.531	22.419	18.506	339.6
10	1'50.602 P	33.578	33.663	21.696	21.665	336.4
Run #	3	Front Tyre	Slick-Medium	Rear Tyre	Slick-Soft	
		New Tyre		New Tyre		
11	10'41.917	32.805	34.803	21.235	18.350	341.2
12	<b>1'46.603</b>	33.760	33.463	21.004	18.376	342.8
13	<b>1'46.616</b>	33.231	33.853	21.227	18.305	342.8
14	1'49.201 P	33.465	33.341	20.910	21.485	341.2
Run #	4	Front Tyre	Slick-Medium	Rear Tyre	Slick-Soft	
		4 Laps at start		New Tyre		
15	4'45.290	31.513	34.095	21.266	18.313	339.6
16	<b>1'45.361</b>	33.162	33.128	20.859	18.212	341.2
17	2'12.883 P	52.866	38.342	21.660	20.015	342.8
Run #	5	Front Tyre	Slick-Medium	Rear Tyre	Slick-Soft	
		New Tyre		New Tyre		
18	9'24.999	31.412	33.884	21.368	18.233	344.4
19	<b>1'45.213</b>	33.303	<b>33.011</b>	<b>20.748</b>	<b>18.151</b>	342.8
20	<b>1'47.262</b>	<b>33.010</b>	34.525	21.421	18.306	<b>346.1</b>
21	2'00.524 *	39.306	39.373	22.496*	19.349	300.0

Run #	Lap Time	Front Tyre	Slick-Medium	Rear Tyre	Slick-Medium	Speed
<b>7th</b>	<b>1</b>	<b>Francesco BAGNAIA</b>		DUCATI	ITA	
		Ducati Lenovo Team				
		Runs=5		Total laps=24	Full laps=15	Valid laps=10
Run #	1	Front Tyre	Slick-Medium	Rear Tyre	Slick-Medium	
		6 Laps at start		New Tyre		
1	2'45.612	33.996	37.148	22.175	19.076	331.7
2	1'49.202 *	34.473	34.460	21.490	18.779*	338.0
3	1'47.896 *	34.000	34.028	21.459	18.409*	338.0
4	<b>1'47.593</b>	33.819	33.952	21.309	18.513	339.6
5	<b>1'47.110</b>	33.651	33.784	21.204	18.471	339.6
6	<b>1'57.917</b>	39.718	35.699	23.022	19.478	328.7
7	<b>1'48.239</b>	34.580	33.816	21.227	18.616	339.6
8	2'03.427 P	42.634	37.500	22.447	20.846	310.3
Run #	2	Front Tyre	Slick-Medium	Rear Tyre	Slick-Medium	
		14 Laps at start		8 Laps at start		
9	10'24.571	38.346	34.812	21.570	18.639	338.0
10	<b>1'52.645</b>	33.769	39.029	21.395	18.452	339.6
11	<b>1'46.670</b>	33.653	33.591	21.058	18.368	339.6
12	<b>1'46.247</b>	33.517	33.462	20.953	18.315	338.0
13	1'54.915 P	36.546	35.793	22.506	20.070	333.3
Run #	3	Front Tyre	Slick-Hard	Rear Tyre	Slick-Medium	
		New Tyre		13 Laps at start		
14	12'04.250	34.389	36.590	22.392	18.910	336.4
15	1'49.024 *	35.046*	34.049	21.504	18.425	336.4
16	<b>1'46.791</b>	33.523	33.615	21.180	18.473	338.0
17	1'49.312 *	33.694	35.048	22.104	18.466*	339.6
18	1'49.636 P	33.515	33.646	21.055	21.420	338.0

Lap	Lap Time	T1	T2	T3	T4	Speed
Run #	4	Front Tyre	Slick-Medium	Rear Tyre	Slick-Soft	
		New Tyre		New Tyre		
19	6'49.989	33.275	35.267	21.653	18.547	336.4
20	1'51.564 P	34.120	35.454	22.373	19.617	338.0
Run #	5	Front Tyre	Slick-Medium	Rear Tyre	Slick-Soft	
		2 Laps at start		New Tyre		
21	3'39.810	32.960	34.210	21.233	18.286	338.0
22	<b>1'45.280</b>	<b>33.191</b>	<b>33.131</b>	<b>20.718</b>	<b>18.240</b>	<b>341.2</b>
23	<b>1'52.138</b>	36.858	35.038	21.845	18.397	333.3
24	1'51.783 *	33.241	33.575	25.018*	19.949	339.6

Run #	Lap Time	Front Tyre	Slick-Medium	Rear Tyre	Slick-Medium	Speed
<b>8th</b>	<b>20</b>	<b>Fabio QUARTARARO</b>		YAMAHA	FRA	
		Monster Energy Yamaha MotoGP				
		Runs=4		Total laps=29	Full laps=21	Valid laps=15
Run #	1	Front Tyre	Slick-Medium	Rear Tyre	Slick-Medium	
		New Tyre		New Tyre		
1	3'03.332	33.600	35.750	22.224	18.954	338.0
2	1'48.199 *	33.827	34.174	21.432	18.766*	341.2
3	<b>1'47.381</b>	33.910	33.687	21.376	18.408	341.2
4	<b>1'46.991</b>	33.682	33.625	21.332	18.352	341.2
5	<b>1'47.055</b>	33.441	33.613	21.303	18.698	342.8
6	<b>1'46.712</b>	33.531	33.441	21.273	18.467	342.8
7	<b>1'51.186</b>	33.662	36.316	22.598	18.610	<b>344.4</b>
8	<b>1'47.115</b>	33.599	33.688	21.304	18.524	344.4
9	<b>1'53.871</b>	33.520	38.914	22.640	18.797	334.8
10	1'47.123 *	33.622*	33.694	21.265	18.542	342.8
11	<b>1'52.553</b>	37.577	34.133	21.815	19.028	338.0
12	1'47.081 *	33.611	33.623	21.233	18.614*	342.8
13	<b>1'46.955</b>	33.564	33.640	21.284	18.467	342.8
14	1'49.687 P	33.475	33.498	21.212	21.502	342.8
Run #	2	Front Tyre	Slick-Medium	Rear Tyre	Slick-Soft	
		14 Laps at start		New Tyre		
15	8'38.063	32.786	35.062	21.841	19.345	341.2
16	<b>1'47.184</b>	33.858	33.801	21.215	18.310	339.6
17	<b>1'46.544</b>	33.498	33.582	21.147	18.317	341.2
18	<b>1'46.163</b>	33.312	33.357	21.117	18.377	342.8
19	1'53.298 *	35.766*	36.048	22.111	19.373	333.3
20	1'50.173 P	35.148	33.818	21.492	19.715	339.6
Run #	3	Front Tyre	Slick-Medium	Rear Tyre	Slick-Soft	
		New Tyre		New Tyre		
21	9'27.502	32.305	34.016	21.786	18.802	342.8
22	<b>1'48.262</b>	33.624	33.315	21.427	19.896	341.2
23	1'51.355 *	38.416*	33.623	21.029	18.287	344.4
24	<b>1'45.291</b>	33.131	<b>33.076</b>	<b>20.876</b>	<b>18.208</b>	342.8
25	1'58.994 P	34.054	33.940	30.588	20.412	341.2
Run #	4	Front Tyre	Slick-Medium	Rear Tyre	Slick-Soft	
		5 Laps at start		New Tyre		
26	4'19.765	34.305	33.915	21.473	18.628	341.2
27	<b>1'47.970</b>	34.531	33.735	21.163	18.541	334.8
28	1'49.843 *	33.193	36.306	21.581	18.763*	342.8
29	1'51.948 P	<b>33.128</b>	33.122	23.415*	22.283	344.4

**Fastest Lap:** Luca MARINI Mooney VR46 Racing ITA **1'44.782** 33.234 32.840 20.599 18.109

These data/results cannot be reproduced, stored and/or transmitted in whole or in part by any manner of electronic, mechanical, photocopying, recording, broadcasting or otherwise now known or herein after developed without the previous express consent by the copyright owner, except for reproduction in daily press and regular printed publications on sale to the public within 60 days of the event related to those data/results and always provided that copyright symbol appears together as follows below.  
© DORNA, 2023

Official MotoGP Timing by TISSOT  
www.motogp.com



## Practice

## MotoGP

Lap	Lap Time	T1	T2	T3	T4	Speed	Lap	Lap Time	T1	T2	T3	T4	Speed		
<b>9th</b>	<b>5</b>	<b>Johann ZARCO</b>				DUCATI	FRA	9	12'00.067	32.671	34.478	21.427	18.404	336.4	
		Prima Pramac Racing						10	<b>1'46.568</b>	33.483	33.572	21.251	18.262	338.0	
		Runs=5	Total laps=24	Full laps=15	Valid laps=13			11	<b>1'49.625</b>	33.498	33.247	21.044	21.836	338.0	
<b>Run #</b>	<b>1</b>	<b>Front Tyre</b>	<b>Slick-Medium</b>	<b>Rear Tyre</b>	<b>Slick-Medium</b>			12	1'57.163	P	37.420	34.754	22.128	22.861	336.4
		3 Laps at start			New Tyre			<b>Run #</b>	<b>4</b>	<b>Front Tyre</b>	<b>Slick-Medium</b>	<b>Rear Tyre</b>	<b>Slick-Soft</b>		
1	2'22.998	33.566	36.654	22.334	19.087	330.2				New Tyre			New Tyre		
2	1'52.224	*	34.571	36.583	22.046	19.024*	338.0	13	10'13.597	31.875	34.158	21.370	18.300	334.8	
3	<b>1'48.513</b>	34.249	34.277	21.520	18.467	338.0	14	<b>1'47.386</b>	33.498	34.516	21.100	18.272	338.0		
4	<b>1'48.766</b>	34.125	34.556	21.579	18.506	336.4	15	<b>1'45.841</b>	33.258	33.350	20.979	18.254	338.0		
5	<b>1'47.755</b>	33.859	33.881	21.555	18.460	338.0	16	<b>1'45.742</b>	33.470	33.112	20.959	18.201	336.4		
6	<b>2'00.754</b>	44.276	35.980	21.908	18.590	339.6	17	2'11.363	P	50.613	36.845	22.202	21.703	336.4	
7	<b>1'46.813</b>	33.746	33.667	21.084	18.316	344.4	<b>Run #</b>	<b>5</b>	<b>Front Tyre</b>	<b>Slick-Medium</b>	<b>Rear Tyre</b>	<b>Slick-Soft</b>			
8	2'01.830	P	37.536	36.614	22.785	334.8			5 Laps at start			New Tyre			
<b>Run #</b>	<b>2</b>	<b>Front Tyre</b>	<b>Slick-Medium</b>	<b>Rear Tyre</b>	<b>Slick-Medium</b>			18	7'20.938	33.503	35.147	21.586	18.854	339.6	
		11 Laps at start			8 Laps at start			19	<b>1'45.332</b>	<b>33.164</b>	<b>33.102</b>	<b>20.837</b>	18.229	<b>346.1</b>	
9	8'17.680	33.586	35.575	21.793	18.631	325.7	20	<b>2'06.245</b>	44.576	35.868	27.181	18.620	330.2		
10	<b>1'47.753</b>	33.790	34.126	21.464	18.373	334.8	21	1'58.775	*	37.137	35.670	22.860*	23.108*	338.0	
11	<b>1'47.800</b>	34.134	33.730	21.525	18.411	334.8									
12	<b>1'47.206</b>	33.750	33.757	21.307	18.392	336.4	<b>11th</b>	<b>49</b>	<b>Fabio DI GIANNANTONI</b>				DUCATI	ITA	
13	<b>1'46.790</b>	33.645	33.530	21.307	18.308	338.0			Gresini Racing MotoGP						
14	2'05.622	P	39.271	39.450	24.276	22.625	331.7			Runs=5	Total laps=24	Full laps=15	Valid laps=12		
<b>Run #</b>	<b>3</b>	<b>Front Tyre</b>	<b>Slick-Hard</b>	<b>Rear Tyre</b>	<b>Slick-Soft</b>			<b>Run #</b>	<b>1</b>	<b>Front Tyre</b>	<b>Slick-Soft</b>	<b>Rear Tyre</b>	<b>Slick-Medium</b>		
		New Tyre		New Tyre						5 Laps at start			5 Laps at start		
15	12'07.603	36.059	36.271	22.042	18.608	334.8	1	2'36.466	33.637	36.629	22.037	18.897	315.7		
16	<b>1'46.958</b>	33.695	33.623	21.265	18.375	338.0	2	1'54.680	*	37.987	35.773	22.070	18.850*	336.4	
17	<b>1'46.518</b>	33.601	33.556	21.100	18.261	338.0	3	<b>1'49.383</b>	34.562	34.308	21.766	18.747	334.8		
18	2'19.379	P	50.527	41.672	24.383	22.797	222.9	4	<b>1'48.039</b>	34.136	33.967	21.516	18.420	334.8	
<b>Run #</b>	<b>4</b>	<b>Front Tyre</b>	<b>Slick-Medium</b>	<b>Rear Tyre</b>	<b>Slick-Soft</b>			5	1'50.131	P	33.723	33.686	21.378	21.344	336.4
		New Tyre		New Tyre				<b>Run #</b>	<b>2</b>	<b>Front Tyre</b>	<b>Slick-Medium</b>	<b>Rear Tyre</b>	<b>Slick-Soft</b>		
19	7'10.943	33.539	39.058	21.554	18.578	336.4			New Tyre			New Tyre			
20	<b>1'45.369</b>	33.360	<b>33.011</b>	20.898	18.100	341.2	6	8'42.932	*	36.165	35.706	21.773	18.711*	331.7	
21	2'10.802	P	45.793	39.929	23.443	21.637	318.5	7	<b>1'47.342</b>	33.862	33.861	21.267	18.352	334.8	
<b>Run #</b>	<b>5</b>	<b>Front Tyre</b>	<b>Slick-Medium</b>	<b>Rear Tyre</b>	<b>Slick-Soft</b>			8	<b>1'46.595</b>	33.619	33.467	21.199	18.310	336.4	
		3 Laps at start			New Tyre			9	<b>1'46.801</b>	33.727	33.460	21.208	18.406	334.8	
22	5'16.393	32.825	33.875	21.409	18.528	336.4	10	<b>1'46.724</b>	33.750	33.442	21.136	18.396	336.4		
23	<b>1'45.305</b>	<b>33.232</b>	33.242	<b>20.809</b>	<b>18.022</b>	338.0	11	2'03.884	P	42.013	36.948	23.249	21.674	330.2	
24	2'10.960	*	33.272	37.841	35.278*	24.569	339.6	<b>Run #</b>	<b>3</b>	<b>Front Tyre</b>	<b>Slick-Medium</b>	<b>Rear Tyre</b>	<b>Slick-Soft</b>		
										6 Laps at start			6 Laps at start		
<b>10th</b>	<b>36</b>	<b>Joan MIR</b>				HONDA	SPA	12	11'08.376	38.824	36.061	22.011	18.774	333.3	
		Repsol Honda Team						13	1'47.228	*	34.022	33.571	21.230	18.405*	334.8
		Runs=5	Total laps=21	Full laps=13	Valid laps=11			14	1'47.042	*	33.843*	33.595	21.222	18.382*	334.8
<b>Run #</b>	<b>1</b>	<b>Front Tyre</b>	<b>Slick-Medium</b>	<b>Rear Tyre</b>	<b>Slick-Medium</b>			15	<b>1'46.427</b>	33.647	33.413	21.060	18.307	333.3	
		New Tyre			4 Laps at start			16	2'05.509	P	40.008	38.283	24.938	22.280	331.7
1	2'45.940	P	37.502	43.894	25.730	22.978	232.2	<b>Run #</b>	<b>4</b>	<b>Front Tyre</b>	<b>Slick-Medium</b>	<b>Rear Tyre</b>	<b>Slick-Soft</b>		
<b>Run #</b>	<b>2</b>	<b>Front Tyre</b>	<b>Slick-Medium</b>	<b>Rear Tyre</b>	<b>Slick-Medium</b>					New Tyre			New Tyre		
		1 Laps at start			5 Laps at start			17	7'32.773	34.165	35.055	21.689	18.493	331.7	
2	8'27.513	33.028	36.018	22.212	18.719	334.8	18	<b>1'45.609</b>	33.490	33.129	20.886	18.104	334.8		
3	<b>1'48.333</b>	34.022	34.290	21.498	18.523	336.4	19	<b>1'45.406</b>	33.487	33.029	20.855	<b>18.035</b>	<b>338.0</b>		
4	<b>1'47.634</b>	33.822	33.890	21.448	18.474	338.0	20	2'01.984	P	37.627	37.548	23.565	23.244	336.4	
5	1'47.129	*	33.520	33.556	21.316	18.737*	338.0	<b>Run #</b>	<b>5</b>	<b>Front Tyre</b>	<b>Slick-Medium</b>	<b>Rear Tyre</b>	<b>Slick-Soft</b>		
6	<b>1'46.857</b>	33.683	33.532	21.243	18.399	336.4			4 Laps at start			New Tyre			
7	<b>1'46.695</b>	33.507	33.583	21.220	18.385	338.0	21	5'12.267	33.169	35.397	21.528	18.836	334.8		
8	1'56.505	P	36.154	36.589	22.715	21.047	327.2	22	<b>1'51.564</b>	35.512	35.518	21.376	19.158	336.4	
<b>Run #</b>	<b>3</b>	<b>Front Tyre</b>	<b>Slick-Medium</b>	<b>Rear Tyre</b>	<b>Slick-Soft</b>			23	<b>1'45.547</b>	33.413	33.088	20.876	18.170	336.4	
		8 Laps at start			New Tyre			24	<b>1'45.490</b>	<b>33.381</b>	<b>32.880</b>	<b>20.804</b>	18.425	336.4	

**Fastest Lap:** Luca MARINI Mooney VR46 Racing ITA **1'44.782** 33.234 32.840 20.599 18.109

These data/results cannot be reproduced, stored and/or transmitted in whole or in part by any manner of electronic, mechanical, photocopying, recording, broadcasting or otherwise now known or herein after developed without the previous express consent by the copyright owner, except for reproduction in daily press and regular printed publications on sale to the public within 60 days of the event related to those data/results and always provided that copyright symbol appears together as follows below.  
© DORNA, 2023

Official MotoGP Timing by TISSOT  
www.motogp.com

Greater Noida, Friday, September 22, 2023

Page 4 of 8



# Practice

# MotoGP

Lap	Lap Time	T1	T2	T3	T4	Speed	Lap	Lap Time	T1	T2	T3	T4	Speed
<b>12th</b>	<b>33</b>	<b>Brad BINDER</b>				KTM	RSA						
Red Bull KTM Factory Racing													
Runs=4 Total laps=24 Full laps=17 Valid laps=14													
Run #	1	Front Tyre	Slick-Medium	Rear Tyre	Slick-Soft		Run #	3	Front Tyre	Slick-Hard	Rear Tyre	Slick-Soft	
New Tyre							6 Laps at start						
14	6'51.959	34.450	35.690	21.797	18.901	333.3	15	<b>1'47.740</b>	33.972	33.885	21.282	18.601	334.8
2	<b>1'54.480</b>	34.088	34.706	21.659	24.027	341.2	16	1'46.776 *	33.726*	33.485	21.154	18.411	336.4
3	<b>1'47.700</b>	33.818	33.910	21.332	18.640	342.8	17	<b>1'57.004</b>	40.420	34.984	23.082	18.518	310.3
4	<b>2'05.059</b>	48.099	34.247	21.176	21.537	331.7	18	<b>1'46.257</b>	33.550	33.329	21.001	18.377	333.3
5	<b>1'47.795</b>	34.189	33.858	21.267	18.481	341.2	19	1'56.027 P	38.226*	34.982	22.047	20.772	331.7
6	<b>1'47.347</b>	33.601	33.748	21.519	18.479	342.8	Run # 4 Front Tyre Slick-Medium Rear Tyre Slick-Soft						
7	<b>2'00.849</b>	34.218	41.988	24.942	19.701	342.8	New Tyre New Tyre						
8	<b>1'47.448</b>	33.900	33.759	21.234	18.555	341.2	20	9'39.836	38.698	35.889	23.540	19.931	336.4
9	1'53.086 P	34.736	34.334	21.495	22.521	339.6	21	<b>1'46.569</b>	33.682	33.622	21.068	18.197	338.0
Run # 2 Front Tyre Slick-Medium Rear Tyre Slick-Soft							22	<b>1'45.550</b>	<b>33.193</b>	33.249	<b>20.953</b>	<b>18.155</b>	<b>341.2</b>
9 Laps at start							23	1'54.310 P	37.098	34.364	21.970	20.878	333.3
10	13'58.197	34.999	36.185	22.873	18.879	338.0	Run # 5 Front Tyre Slick-Medium Rear Tyre Slick-Soft						
11	<b>1'48.549</b>	33.882	34.505	21.609	18.553	341.2	4 Laps at start						
12	1'47.001 *	33.587	33.664	21.269	18.481*	341.2	24	3'41.239	34.600	35.933	24.551	19.038	336.4
13	<b>1'46.750</b>	33.487	33.691	21.021	18.551	342.8	25	<b>2'01.291</b>	33.359	43.149	23.597	21.186	336.4
14	<b>1'47.277</b>	33.760	33.896	21.120	18.501	339.6	26	1'49.059 *	33.375	<b>33.163</b>	22.843*	19.678	336.4
15	1'47.471 *	33.627	34.007	21.211	18.626*	339.6	Run # 1 Front Tyre Slick-Medium Rear Tyre Slick-Medium						
16	2'00.121 P	35.636*	36.077	26.293*	22.115	338.0	New Tyre New Tyre						
Run # 3 Front Tyre Slick-Medium Rear Tyre Slick-Soft							1	2'25.545	36.042	38.266	22.566	19.108	302.5
New Tyre New Tyre							2	1'50.883 *	35.000	35.017	21.758	19.108*	338.0
17	13'16.939	37.775	35.349	21.987	18.815	341.2	3	<b>2'09.037</b>	45.510	37.697	24.404	21.426	333.3
18	<b>1'58.549</b>	37.935	34.185	27.934	18.495	318.5	4	<b>1'48.886</b>	34.398	34.318	21.544	18.626	338.0
19	<b>1'45.539</b>	33.392	33.155	<b>20.775</b>	18.217	<b>344.4</b>	5	<b>1'48.053</b>	34.255	33.808	21.458	18.532	339.6
20	1'57.028 P	37.261	37.200	21.640	20.927	333.3	6	<b>1'47.532</b>	33.941	33.539	21.474	18.578	338.0
Run # 4 Front Tyre Slick-Medium Rear Tyre Slick-Soft							7	<b>2'04.574</b>	39.594	42.560	23.626	18.794	266.6
4 Laps at start							8	<b>1'47.458</b>	33.911	33.721	21.359	18.467	339.6
21	4'55.424	33.893	34.349	21.786	18.371	339.6	9	<b>1'59.126</b>	41.114	37.010	22.487	18.515	303.7
22	<b>1'45.833</b>	33.211	33.209	20.916	18.497	341.2	10	1'46.875 *	33.687*	33.510	21.285	18.393	338.0
23	<b>1'45.545</b>	33.341	33.163	20.847	<b>18.194</b>	342.8	11	<b>1'54.680</b>	36.643	36.249	22.356	19.432	321.4
24	1'45.102 *	<b>32.976</b>	<b>33.034</b>	20.753*	18.339	344.4	12	1'57.019 P	33.758	37.707	23.444	22.110	338.0
Run # 1 Front Tyre Slick-Medium Rear Tyre Slick-Medium							Run # 2 Front Tyre Slick-Hard Rear Tyre Slick-Medium						
New Tyre New Tyre							New Tyre 12 Laps at start						
13	9'43.281	34.672	34.828	21.970	18.426	334.8	14	<b>1'47.700</b>	34.126	33.665	21.369	18.540	338.0
14	<b>1'47.700</b>	34.126	33.665	21.369	18.540	338.0	15	<b>1'46.554</b>	33.530	33.460	21.223	18.341	338.0
15	<b>1'46.554</b>	33.530	33.460	21.223	18.341	338.0	16	1'57.611 P	40.418	35.333	21.747	20.113	328.7
16	1'57.611 P	40.418	35.333	21.747	20.113	328.7	Run # 3 Front Tyre Slick-Medium Rear Tyre Slick-Soft						
Run # 2 Front Tyre Slick-Medium Rear Tyre Slick-Soft							New Tyre New Tyre						
17	7'46.627	33.511	34.373	21.757	18.378	338.0	17	7'46.627	33.511	34.373	21.757	18.378	338.0
18	1'48.126 *	34.817*	33.525	21.559	18.225	339.6	18	1'48.126 *	34.817*	33.525	21.559	18.225	339.6
19	<b>1'45.788</b>	33.525	<b>33.049</b>	21.090	18.124	341.2	19	<b>1'45.788</b>	33.525	<b>33.049</b>	21.090	18.124	341.2
20	1'57.939 P	39.724	35.292	22.641	20.282	336.4	20	1'57.939 P	39.724	35.292	22.641	20.282	336.4
Run # 4 Front Tyre Slick-Hard Rear Tyre Slick-Soft							Run # 4 Front Tyre Slick-Hard Rear Tyre Slick-Soft						
New Tyre New Tyre							New Tyre New Tyre						
21	4'56.645	34.930	34.660	21.877	18.466	334.8	21	4'56.645	34.930	34.660	21.877	18.466	334.8
22	<b>1'47.408</b>	33.696	33.517	21.682	18.513	339.6	22	<b>1'47.408</b>	33.696	33.517	21.682	18.513	339.6
23	<b>1'45.690</b>	33.361	33.111	21.109	18.109	338.0	23	<b>1'45.690</b>	33.361	33.111	21.109	18.109	338.0
24	2'19.841 P	57.794	37.271	23.753	21.023	324.3	24	2'19.841 P	57.794	37.271	23.753	21.023	324.3

**Fastest Lap:** Luca MARINI Mooney VR46 Racing ITA **1'44.782** 33.234 32.840 20.599 18.109

These data/results cannot be reproduced, stored and/or transmitted in whole or in part by any manner of electronic, mechanical, photocopying, recording, broadcasting or otherwise now known or herein after developed without the previous express consent by the copyright owner, except for reproduction in daily press and regular printed publications on sale to the public within 60 days of the event related to those data/results and always provided that copyright symbol appears together as follows below.  
© DORNA, 2023

Official MotoGP Timing by TISSOT  
www.motogp.com



**Practice**

**MotoGP**

Lap	Lap Time	T1	T2	T3	T4	Speed	Lap	Lap Time	T1	T2	T3	T4	Speed
Run # 5	Front Tyre Slick-Medium	Rear Tyre Slick-Soft					5	<b>1'47.613</b>	33.892	33.866	21.295	18.560	334.8
4 Laps at start							New Tyre						
25	3'57.475	35.647	35.839	21.937	18.484	336.4	6	1'52.923 P	33.999	35.191	22.487	21.246	334.8
26	<b>1'45.576</b>	33.429	33.150	<b>20.897</b>	<b>18.100</b>	<b>344.4</b>	Run # 2 Front Tyre Slick-Medium Rear Tyre Slick-Medium						
27	<b>1'46.024</b>	<b>33.348</b>	33.239	21.038	18.399	342.8	6 Laps at start 4 Laps at start						

**15th 37** **Augusto FERNANDEZ** KTM SPA  
 GASGAS Factory Racing Tech3  
 Runs=5 Total laps=27 Full laps=18 Valid laps=16

Run #	Front Tyre	Slick-Medium	Rear Tyre	Slick-Medium	Speed
4 Laps at start 4 Laps at start					
1	2'24.523	34.960	39.222	23.328	19.541 303.7
2	1'51.005 *	34.675	35.248	22.090	18.992* 338.0
3	<b>1'49.231</b>	34.314	34.726	21.426	18.765 336.4
4	<b>1'48.331</b>	34.031	34.295	21.311	18.694 <b>339.6</b>
5	<b>1'47.854</b>	33.944	33.848	21.227	18.835 338.0
6	<b>1'48.414</b>	34.653	34.071	21.181	18.509 339.6
7	<b>1'47.196</b>	33.896	33.730	21.140	18.430 334.8
8	<b>1'46.749</b>	33.777	33.488	21.082	18.402 334.8
9	<b>1'46.722</b>	33.679	33.512	21.096	18.435 334.8
10	1'51.635 P	35.527	34.915	21.687	19.506 333.3

Run #	Front Tyre	Slick-Hard	Rear Tyre	Slick-Soft	Speed
New Tyre New Tyre					
11	12'15.858	35.186	37.347	22.731	20.350 324.3
12	<b>1'48.809</b>	34.162	34.470	21.512	18.665 334.8
13	<b>1'47.084</b>	33.858	33.591	21.179	18.456 334.8
14	<b>1'46.725</b>	33.615	33.609	21.057	18.444 333.3
15	<b>1'46.794</b>	33.690	33.574	21.014	18.516 333.3
16	1'56.783 P	37.359	36.305	22.969	20.150 330.2

Run #	Front Tyre	Slick-Hard	Rear Tyre	Slick-Soft	Speed
6 Laps at start 6 Laps at start					
17	8'58.772	34.381	35.324	21.453	18.680 331.7
18	<b>1'50.176</b>	33.654	35.763	22.013	18.746 336.4
19	<b>1'46.811</b>	33.668	33.545	21.062	18.536 334.8
20	1'55.131 P	37.712	36.628	21.396	19.395 271.6

Run #	Front Tyre	Slick-Medium	Rear Tyre	Slick-Soft	Speed
New Tyre New Tyre					
21	5'07.532	33.056	35.160	21.452	18.510 334.8
22	<b>1'46.141</b>	33.656	33.286	20.951	18.248 338.0
23	<b>1'45.657</b>	33.432	33.117	<b>20.868</b>	18.240 334.8
24	1'55.245 P	35.812	35.753	22.505	21.175 331.7

Run #	Front Tyre	Slick-Medium	Rear Tyre	Slick-Soft	Speed
4 Laps at start New Tyre					
25	2'55.994	33.668	34.763	21.559	18.642 333.3
26	<b>1'45.589</b>	33.451	<b>33.002</b>	20.910	18.226 334.8
27	1'45.277 *	<b>33.216</b>	33.069	20.847*	<b>18.145</b> 336.4

**16th 25** **Raul FERNANDEZ** APRILIA SPA  
 CryptoDATA RNF MotoGP Team  
 Runs=5 Total laps=25 Full laps=16 Valid laps=12

Run #	Front Tyre	Slick-Medium	Rear Tyre	Slick-Soft	Speed
New Tyre New Tyre					
1	2'58.394	33.501	40.434	22.611	18.908 331.7
2	1'49.208 *	34.508	34.437	21.325	18.938* 334.8
3	<b>1'54.252</b>	38.921	34.801	21.703	18.827 325.7
4	<b>1'48.164</b>	34.358	34.035	21.325	18.446 333.3

Run #	Front Tyre	Slick-Medium	Rear Tyre	Slick-Medium	Speed
6 Laps at start 4 Laps at start					
7	8'15.870	33.393	35.293	21.873	18.633 331.7
8	<b>1'51.098</b>	34.149	33.880	21.203	21.866 333.3
9	<b>1'49.896</b>	35.742	34.006	21.366	18.782 336.4
10	<b>1'47.221</b>	33.964	33.722	21.125	18.410 336.4
11	<b>1'47.420</b>	33.954	33.852	21.202	18.412 336.4
12	1'54.989 P	38.855	34.369	21.610	20.155 331.7

Run #	Front Tyre	Slick-Medium	Rear Tyre	Slick-Soft	Speed
12 Laps at start 6 Laps at start					
13	7'57.113	33.392	36.831	21.470	18.500 330.2
14	<b>1'48.276</b>	34.753	33.847	21.247	18.429 333.3
15	1'47.099 *	33.968*	33.710	21.059	18.362 333.3
16	1'46.870 *	33.871*	33.564	21.040	18.395 333.3
17	1'55.941 P	37.682	35.680	21.833	20.746 331.7

Run #	Front Tyre	Slick-Medium	Rear Tyre	Slick-Soft	Speed
New Tyre New Tyre					
18	9'55.135	32.464	35.663	21.530	18.732 333.3
19	<b>1'45.962</b>	33.616	33.401	20.780	<b>18.165</b> 338.0
20	<b>1'45.712</b>	<b>33.421</b>	<b>33.397</b>	<b>20.710</b>	18.184 <b>339.6</b>
21	1'51.960 P	35.335	34.199	21.506	20.920 334.8

Run #	Front Tyre	Slick-Medium	Rear Tyre	Slick-Soft	Speed
4 Laps at start New Tyre					
22	4'52.043	33.696	34.023	21.001	18.363 339.6
23	<b>1'48.191</b>	34.983	34.120	20.831	18.257 336.4
24	<b>1'46.839</b>	33.838	33.437	21.257	18.307 338.0
25	1'53.006 *	33.524	36.657	22.953*	19.872 338.0

**17th 88** **Miguel OLIVEIRA** APRILIA POR  
 CryptoDATA RNF MotoGP Team  
 Runs=5 Total laps=25 Full laps=15 Valid laps=13

Run #	Front Tyre	Slick-Medium	Rear Tyre	Slick-Medium	Speed
New Tyre New Tyre					
1	2'38.463	34.198	37.165	22.386	21.740 327.2
2	1'50.124 *	34.898	34.714	21.605	18.907* 341.2
3	<b>1'54.885</b>	39.330	35.356	21.428	18.771 338.0
4	1'59.244 P	39.656	36.389	22.389	20.810 328.7

Run #	Front Tyre	Slick-Medium	Rear Tyre	Slick-Medium	Speed
4 Laps at start 4 Laps at start					
5	6'54.468	36.335	36.877	21.746	18.912 260.8
6	<b>1'47.515</b>	33.918	33.757	21.310	18.530 339.6
7	<b>1'51.206</b>	37.252	34.103	21.479	18.372 336.4
8	<b>1'47.420</b>	33.873	33.896	21.298	18.353 338.0
9	<b>1'46.747</b>	33.739	33.546	21.145	18.317 338.0
10	<b>1'49.869</b>	35.350	34.115	21.770	18.634 336.4
11	<b>1'46.722</b>	33.731	33.527	21.122	18.342 339.6
12	1'52.223 P	35.137	34.461	21.698	20.927 334.8

Run #	Front Tyre	Slick-Medium	Rear Tyre	Slick-Soft	Speed
12 Laps at start New Tyre					
13	10'44.214	33.787	34.932	21.881	18.571 334.8
14	<b>1'46.942</b>	33.762	33.601	21.190	18.389 336.4
15	1'46.031 *	33.610*	33.321	20.902	18.198 336.4
16	<b>1'45.863</b>	33.637	<b>33.189</b>	<b>20.782</b>	18.255 338.0

**Fastest Lap:** Luca MARINI Mooney VR46 Racing ITA **1'44.782** 33.234 32.840 20.599 18.109

These data/results cannot be reproduced, stored and/or transmitted in whole or in part by any manner of electronic, mechanical, photocopying, recording, broadcasting or otherwise now known or herein after developed without the previous express consent by the copyright owner, except for reproduction in daily press and regular printed publications on sale to the public within 60 days of the event related to those data/results and always provided that copyright symbol appears together as follows below.  
 © DORNA, 2023

Official MotoGP Timing by **TISSOT**  
 www.motogp.com





# Practice

# MotoGP

Lap	Lap Time	T1	T2	T3	T4	Speed
17	1'55.327 P	38.209	35.378	22.263	19.477	334.8
Run # 4	Front Tyre	Slick-Medium	Rear Tyre	Slick-Soft		
		New Tyre		New Tyre		
18	10'39.823	34.005	40.411	21.848	18.571	336.4
19	<b>1'51.654</b>	37.879	33.811	21.531	18.433	338.0
20	2'08.939 P	33.446	52.099	22.796	20.598	341.2
Run # 5	Front Tyre	Slick-Medium	Rear Tyre	Slick-Soft		
		3 Laps at start		New Tyre		
21	3'28.027	32.419	34.269	21.504	18.635	341.2
22	<b>1'45.872</b>	33.268	33.455	20.860	18.289	342.8
23	<b>1'45.954</b>	33.442	33.463	20.865	18.184	341.2
24	<b>1'58.985</b>	40.525	36.296	22.420	19.744	327.2
25	1'49.157 P	33.492	33.400	20.963*	21.302	339.6

**18th 43 Jack MILLER** KTM AUS  
Red Bull KTM Factory Racing

Runs=5 Total laps=25 Full laps=15 Valid laps=10

Run #	Front Tyre	Slick-Soft	Rear Tyre	Slick-Medium	Speed	
1	2'11.771	33.643	37.270	22.833	19.523	297.5
2	2'35.959 P	34.051	34.294	21.613	1'06.001	336.4
Run # 2	Front Tyre	Slick-Medium	Rear Tyre	Slick-Soft		
		New Tyre		New Tyre		
3	9'01.383	34.591	39.812	22.156	18.859	333.3
4	<b>1'48.384</b>	34.064	34.136	21.488	18.696	338.0
5	<b>1'50.843</b>	33.798	33.758	24.689	18.598	338.0
6	1'49.044 *	33.771*	34.275	21.415	19.583	338.0
7	1'47.953 *	33.537	34.244	21.632	18.540*	339.6
8	1'51.911 *	33.859	36.804	21.916	19.332*	336.4
9	<b>1'51.350</b>	37.362	34.118	21.381	18.489	334.8
10	<b>1'47.237</b>	33.664	33.831	21.253	18.489	339.6
11	1'58.645 P	36.872	36.385	23.279	22.109	327.2

Run #	Front Tyre	Slick-Medium	Rear Tyre	Slick-Medium	Speed	
12	8'58.378	34.341	36.560	23.106	21.923	333.3
13	<b>1'51.725</b>	37.013	34.679	21.581	18.452	338.0
14	1'46.994 *	33.596*	33.620	21.257	18.521	339.6
15	1'46.741 *	33.543*	33.573	21.164	18.461	339.6
16	1'53.085 P	35.356	35.648	22.090	19.991	327.2

Run #	Front Tyre	Slick-Soft	Rear Tyre	Slick-Soft	Speed	
17	8'40.562	35.488	36.427	24.188	20.090	334.8
18	<b>1'57.302</b>	36.821	37.013	22.608	20.860	277.9
19	<b>1'58.171</b>	37.950	39.697	21.941	18.583	263.7
20	<b>1'46.212</b>	33.468	33.458	20.966	18.320	341.2
21	<b>1'45.961</b>	33.338	33.256	20.930	18.437	341.2
22	2'01.065 P	40.048	37.091	23.376	20.550	322.8
Run # 5	Front Tyre	Slick-Soft <td>Rear Tyre</td> <td>Slick-Soft</td> <td colspan="2"></td>	Rear Tyre	Slick-Soft		
		6 Laps at start		New Tyre		
23	3'21.186	34.194	36.082	23.551	19.477	330.2
24	<b>2'02.017</b>	33.324	33.498	28.132	27.063	339.6
25	2'02.063 P	33.544	39.194*	28.041*	21.284	341.2

**19th 44 Poi ESPARGARO** KTM SPA  
GASGAS Factory Racing Tech3

Runs=4 Total laps=20 Full laps=12 Valid laps=9

Lap	Lap Time	T1	T2	T3	T4	Speed
Run # 1	Front Tyre	Slick-Medium	Rear Tyre	Slick-Medium		
		New Tyre		4 Laps at start		
1	2'21.507 *	32.960	36.838	22.819	22.380*	333.3
2	1'54.669 *	36.440	36.370	22.558	19.301*	341.2
3	<b>1'50.793</b>	35.359	34.993	21.787	18.654	344.4
4	1'48.513 *	34.006	34.231	21.558	18.718*	342.8
5	<b>1'49.054</b>	33.597	34.176	21.425	19.856	346.1
6	<b>1'48.025</b>	33.792	34.072	21.461	18.700	344.4
7	2'03.986 P	40.756	37.211	24.924*	21.095	321.4
Run # 2	Front Tyre	Slick-Medium	Rear Tyre	Slick-Medium		
		7 Laps at start		11 Laps at start		
8	10'12.810 *	34.672	35.940	21.988	18.669*	334.8
9	1'48.779 *	33.885	34.221	21.568	19.105*	339.6
10	<b>1'47.790</b>	33.662	33.922	21.616	18.590	341.2
11	<b>1'47.554</b>	33.536	33.837	21.267	18.914	339.6
12	2'05.426 P	40.212	38.044	24.943	22.227	307.6

Run #	Front Tyre	Slick-Medium	Rear Tyre	Slick-Soft	Speed	
13	20'24.686	32.602	36.584	21.806	18.559	330.2
14	<b>1'46.635</b>	33.590	33.495	21.166	18.384	341.2
15	<b>1'46.373</b>	33.383	33.514	21.144	18.332	341.2
16	2'25.154 P	1'03.142	37.434	24.764	19.814	333.3
Run # 3	Front Tyre	Slick-Medium	Rear Tyre	Slick-Soft		
		New Tyre		New Tyre		
17	7'18.285	34.985	35.800	21.948	18.416	334.8
18	<b>1'46.597</b>	33.412	33.489	20.983	18.713	344.4
19	<b>1'46.111</b>	33.296	33.635	20.892	18.288	342.8
20	2'16.912 P	42.662	46.245*	26.604*	21.401	190.4

**20th 6 Stefan BRADL** HONDA GER  
LCR Honda CASTROL

Runs=5 Total laps=27 Full laps=18 Valid laps=15

Run #	Front Tyre	Slick-Medium	Rear Tyre	Slick-Medium	Speed	
1	2'19.112	34.328	36.778	22.572	19.471	325.7
2	1'53.141 *	36.072	35.539	21.959	19.571*	338.0
3	<b>1'55.265</b>	34.014	40.692	21.803	18.756	338.0
4	<b>1'48.306</b>	33.824	34.199	21.520	18.763	342.8
5	<b>1'47.956</b>	33.575	34.069	21.481	18.831	346.1
6	<b>1'47.835</b>	33.873	33.972	21.433	18.557	339.6
7	1'58.920 P	38.074	35.203	22.437	23.206	338.0

Run #	Front Tyre	Slick-Medium	Rear Tyre	Slick-Medium	Speed	
8	8'10.353	34.579	35.481	21.882	18.932	334.8
9	<b>1'48.047</b>	33.869	34.116	21.523	18.539	336.4
10	<b>1'47.567</b>	33.716	34.007	21.328	18.516	338.0
11	<b>1'47.534</b>	33.720	33.934	21.239	18.641	338.0
12	<b>1'47.096</b>	33.657	33.557	21.390	18.492	338.0
13	<b>1'47.109</b>	33.709	33.586	21.308	18.506	338.0
14	1'59.020 P	37.820	36.532	23.324	21.344	333.3

Run #	Front Tyre	Slick-Medium	Rear Tyre	Slick-Soft	Speed	
15	8'03.800	39.159	35.984	22.568	18.846	334.8
16	1'55.177 *	34.447*	35.253	26.293	19.184	333.3
17	<b>1'47.120</b>	33.587	33.860	21.194	18.479	338.0

**Fastest Lap:** Luca MARINI Mooney VR46 Racing ITA **1'44.782** 33.234 32.840 20.599 18.109

These data/results cannot be reproduced, stored and/or transmitted in whole or in part by any manner of electronic, mechanical, photocopying, recording, broadcasting or otherwise now known or herein after developed without the previous express consent by the copyright owner, except for reproduction in daily press and regular printed publications on sale to the public within 60 days of the event related to those data/results and always provided that copyright symbol appears together as follows below.  
© DORNA, 2023



# Practice

# MotoGP

Lap	Lap Time	T1	T2	T3	T4	Speed
18	<b>1'46.643</b>	33.535	33.513	21.164	18.431	336.4
19	2'00.035 P	39.172*	36.615	22.988	21.260	330.2
Run #	4	Front Tyre	Slick-Medium	Rear Tyre	Slick-Soft	
			New Tyre		New Tyre	
20	7'24.369	40.891	37.335	29.266	20.710	334.8
21	1'59.304 *	36.985*	34.491	29.102	18.726	339.6
22	<b>1'46.558</b>	33.503	33.515	21.161	18.379	339.6
23	1'54.242 P	33.508	37.404	22.718	20.612	339.6
Run #	5	Front Tyre	Slick-Medium	Rear Tyre	Slick-Soft	
			4 Laps at start		New Tyre	
24	3'31.315	33.211	35.421	21.521	18.816	339.6
25	<b>1'47.880</b>	33.465	33.587	<u>21.077</u>	19.751	341.2
26	<b>1'46.345</b>	33.481	<u>33.342</u>	21.152	18.370	338.0
27	<u>1'46.276</u>	<u>33.378</u>	33.479	21.080	<u>18.339</u>	336.4

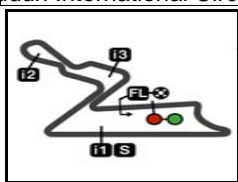
21st	30	Takaaki NAKAGAMI	HONDA	JPN		
		LCR Honda IDEMITSU				
		Runs=5	Total laps=25	Full laps=16 Valid laps=14		
Run #	1	Front Tyre	Slick-Medium	Rear Tyre	Slick-Medium	
			New Tyre		New Tyre	
1	2'26.305	35.768	38.405	22.473	19.299	292.6
2	1'52.595 *	36.420	35.705	21.782	18.688*	338.0
3	<b>1'48.828</b>	33.914	34.969	21.344	18.601	<u>341.2</u>
4	<b>1'51.271</b>	33.984	37.489	21.289	18.509	334.8
5	<b>1'47.302</b>	33.684	34.118	21.067	18.433	339.6
6	<b>1'47.072</b>	33.590	34.012	<u>21.013</u>	18.457	341.2
7	2'00.462 P	41.881*	36.056	21.800	20.725	318.5
Run #	2	Front Tyre	Slick-Medium	Rear Tyre	Slick-Medium	
			7 Laps at start		7 Laps at start	
8	9'09.159	37.552	38.313	22.189	19.292	261.8
9	<b>1'50.458</b>	35.017	35.233	21.559	18.649	333.3
10	<b>1'47.951</b>	33.921	34.403	21.242	18.385	334.8
11	1'47.087 *	33.752	33.869	21.088	18.378*	334.8
12	<b>1'56.941</b>	39.083	37.950	21.377	18.531	233.7
13	<b>1'46.668</b>	33.672	33.700	21.027	18.269	336.4
14	2'00.514 P	38.884	36.528	22.430	21.800	318.5
Run #	3	Front Tyre	Slick-Medium	Rear Tyre	Slick-Soft	
			14 Laps at start		New Tyre	
15	7'36.661	41.493	40.907	24.995	19.358	313.0
16	<b>1'48.655</b>	34.401	34.555	21.282	18.417	334.8
17	<b>1'52.993</b>	36.492	35.738	21.886	18.877	334.8
18	<b>1'46.974</b>	33.719	33.827	21.115	18.313	338.0
19	1'57.920 P	38.418	36.191	21.971	21.340	334.8
Run #	4	Front Tyre	Slick-Medium	Rear Tyre	Slick-Soft	
			New Tyre		New Tyre	
20	8'20.747	41.285	39.343	25.966	19.772	301.2
21	<b>1'48.788</b>	34.050	35.077	21.288	18.373	336.4
22	<u>1'46.310</u>	<u>33.573</u>	33.445	21.052	<u>18.240</u>	336.4
23	1'56.370 P	37.109	35.736	21.983	21.542	331.7
Run #	5	Front Tyre	Slick-Medium	Rear Tyre	Slick-Soft	
			4 Laps at start		New Tyre	
24	3'47.611	37.593	42.259	22.303	19.166	313.0
25	<b>1'49.488</b>	35.688	34.297	21.260	18.243	336.4
	unfinished	33.729	<u>33.433</u>			341.2

22nd	51	Michele PIRRO	DUCATI	ITA		
		Ducati Lenovo Team				
		Runs=5	Total laps=26	Full laps=17 Valid laps=14		
Run #	1	Front Tyre	Slick-Medium	Rear Tyre	Slick-Soft	
			6 Laps at start		New Tyre	
1	2'44.839	34.968	37.635	24.185	21.812	309.0
2	1'51.481 *	35.336	35.311	21.878	18.956*	334.8
3	<b>1'50.144</b>	34.547	34.687	21.655	19.255	338.0
4	<b>1'49.428</b>	34.305	34.674	21.603	18.846	336.4
5	<b>1'49.537</b>	34.170	34.453	21.651	19.263	338.0
6	<b>1'57.840</b>	40.793	36.194	22.074	18.779	246.5
7	1'59.159 P	38.365	37.176	22.271	21.347	336.4
Run #	2	Front Tyre	Slick-Medium	Rear Tyre	Slick-Hard	
			13 Laps at start		New Tyre	
8	7'10.194	37.839	34.893	21.698	18.868	336.4
9	<b>1'48.591</b>	33.919	34.356	21.650	18.666	<u>339.6</u>
10	<b>1'48.773</b>	34.095	34.369	21.584	18.725	338.0
11	1'58.922 P	34.241	38.368	24.078	22.235	339.6
Run #	3	Front Tyre	Slick-Medium	Rear Tyre	Slick-Hard	
			17 Laps at start		4 Laps at start	
12	9'06.440	38.402	37.348	22.875	19.084	333.3
13	<b>1'48.840</b>	34.252	34.067	21.498	19.023	334.8
14	<b>1'52.900</b>	34.646	37.742	21.790	18.722	336.4
15	1'48.829 *	34.539*	33.966	21.725	18.599	334.8
16	<b>1'48.089</b>	33.969	33.830	21.556	18.734	334.8
17	<b>1'48.282</b>	34.098	33.850	21.746	18.588	333.3
18	4'52.385 P	3'27.448	39.210	23.779	21.948	239.2
Run #	4	Front Tyre	Slick-Medium	Rear Tyre	Slick-Soft	
			New Tyre		New Tyre	
19	7'22.269	41.214	40.204	27.771	22.134	155.8
20	<b>1'49.258</b>	34.145	35.164	21.449	18.500	336.4
21	<b>1'46.932</b>	33.620	33.751	21.162	<u>18.399</u>	336.4
22	1'56.147 P	36.315	35.584	22.486	21.762	317.1
Run #	5	Front Tyre	Slick-Medium	Rear Tyre	Slick-Soft	
			4 Laps at start		New Tyre	
23	3'03.258	31.899	35.097	21.249	18.450	336.4
24	<b>1'46.657</b>	<u>33.556</u>	33.645	<u>21.028</u>	18.428	338.0
25	<u>1'46.573</u>	33.586	<u>33.371</u>	21.118	18.498	338.0
26	2'18.716 *	46.447	44.595	26.605*	21.069	165.5

<b>Fastest Lap:</b>	Luca MARINI	Mooney VR46 Racing	ITA	<b>1'44.782</b>	33.234	32.840	20.599	18.109
---------------------	-------------	--------------------	-----	-----------------	--------	--------	--------	--------

These data/results cannot be reproduced, stored and/or transmitted in whole or in part by any manner of electronic, mechanical, photocopying, recording, broadcasting or otherwise now known or herein after developed without the previous express consent by the copyright owner, except for reproduction in daily press and regular printed publications on sale to the public within 60 days of the event related to those data/results and always provided that copyright symbol appears together as follows below.  
© DORNA, 2023





5010 m.

# IndianOil GRAND PRIX OF INDIA

## Practice

### Best Partial Times

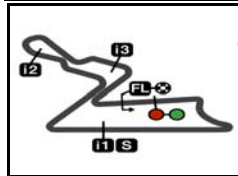
*IT* Ideal Lap Time, sum of the best partial times

*BT* Best Lap Time

T1		T2		T3		T4				IT		BT	
Pos	Rider	Time	Rider	Time	Rider	Time	Rider	Time	Pos	Rider	IT	BT	
1	B.BINDER	32.976	L.MARINI	32.840	J.MARTIN	20.578	J.ZARCO	18.022	1	J.MARTIN	1'44.591	1'44.790	(2)
2	M.VIÑALES	33.010	F.DI GIANNANTO	32.880	L.MARINI	20.599	F.DI GIANNANTO	18.035	2	L.MARINI	1'44.763	1'44.782	(1)
3	M.MARQUEZ	33.016	J.MARTIN	32.899	A.ESPARGARO	20.623	J.MARTIN	18.077	3	A.ESPARGAR	1'44.833	1'44.833	(3)
4	J.MARTIN	33.037	A.ESPARGARO	32.931	R.FERNANDEZ	20.710	F.MORBIDELLI	18.100	4	M.VIÑALES	1'44.920	1'45.213	(6)
5	M.BEZZECCHI	33.102	A.FERNANDEZ	33.002	F.BAGNAIA	20.718	M.BEZZECCHI	18.108	5	B.BINDER	1'44.979	1'45.539	(12)
6	F.QUARTARARO	33.128	J.ZARCO	33.011	M.MARQUEZ	20.739	L.MARINI	18.109	6	M.MARQUEZ	1'45.020	1'45.117	(4)
7	A.ESPARGARO	33.134	M.VIÑALES	33.011	M.VIÑALES	20.748	A.FERNANDEZ	18.145	7	J.ZARCO	1'45.074	1'45.305	(9)
8	J.MIR	33.164	B.BINDER	33.034	M.BEZZECCHI	20.755	A.ESPARGARO	18.145	8	F.DI GIANNAN	1'45.100	1'45.406	(11)
9	F.BAGNAIA	33.191	F.MORBIDELLI	33.049	B.BINDER	20.775	M.VIÑALES	18.151	9	M.BEZZECCHI	1'45.103	1'45.202	(5)
10	A.MARQUEZ	33.193	M.MARQUEZ	33.068	M.OLIVEIRA	20.782	A.MARQUEZ	18.155	10	A.FERNANDEZ	1'45.231	1'45.589	(15)
11	L.MARINI	33.215	F.QUARTARARO	33.076	F.DI GIANNANTO	20.804	R.FERNANDEZ	18.165	11	F.BAGNAIA	1'45.280	1'45.280	(7)
12	A.FERNANDEZ	33.216	J.MIR	33.102	J.ZARCO	20.809	M.OLIVEIRA	18.184	12	F.QUARTARAR	1'45.288	1'45.291	(8)
13	J.ZARCO	33.232	F.BAGNAIA	33.131	J.MIR	20.837	B.BINDER	18.194	13	J.MIR	1'45.304	1'45.332	(10)
14	M.OLIVEIRA	33.268	M.BEZZECCHI	33.138	A.FERNANDEZ	20.868	M.MARQUEZ	18.197	14	F.MORBIDELLI	1'45.394	1'45.576	(14)
15	P.ESPARGARO	33.296	A.MARQUEZ	33.163	F.QUARTARARO	20.876	J.MIR	18.201	15	M.OLIVEIRA	1'45.423	1'45.863	(17)
16	J.MILLER	33.324	M.OLIVEIRA	33.189	P.ESPARGARO	20.892	F.QUARTARARO	18.208	16	A.MARQUEZ	1'45.464	1'45.550	(13)
17	F.MORBIDELLI	33.348	J.MILLER	33.256	F.MORBIDELLI	20.897	F.BAGNAIA	18.240	17	R.FERNANDEZ	1'45.693	1'45.712	(16)
18	S.BRADL	33.378	S.BRADL	33.342	J.MILLER	20.930	T.NAKAGAMI	18.240	18	J.MILLER	1'45.830	1'45.961	(18)
19	F.DI GIANNANTO	33.381	M.PIRRO	33.371	A.MARQUEZ	20.953	P.ESPARGARO	18.288	19	P.ESPARGAR	1'45.965	1'46.111	(19)
20	R.FERNANDEZ	33.421	R.FERNANDEZ	33.397	T.NAKAGAMI	21.013	J.MILLER	18.320	20	S.BRADL	1'46.136	1'46.276	(20)
21	M.PIRRO	33.556	T.NAKAGAMI	33.433	M.PIRRO	21.028	S.BRADL	18.339	21	T.NAKAGAMI	1'46.259	1'46.310	(21)
22	T.NAKAGAMI	33.573	P.ESPARGARO	33.489	S.BRADL	21.077	M.PIRRO	18.399	22	M.PIRRO	1'46.354	1'46.573	(22)


These data/results cannot be reproduced, stored and/or transmitted in whole or in part by any manner of electronic, mechanical, photocopying, recording, broadcasting or otherwise now known or herein after developed without the previous express consent by the copyright owner, except for reproduction in daily press and regular printed publications on sale to the public within 60 days of the event related to those data/results and always provided that copyright symbol appears together as follows below.  
© DORNA, 2023





5010 m.

**IndianOil GRAND PRIX OF INDIA****Practice****Fastest Laps Sequence**

<i>Practice Time</i>	 <i>Rider</i>	<i>Nation</i>	<i>Motorcycle</i>	<i>Time</i>	<i>Km/h</i>	<i>Rider's Lap</i>
<b>4'05.494</b>	72 <b>Marco BEZZECCHI</b>	ITA	DUCATI	<b>1'49.147</b>	165.2	2
<b>5'52.168</b>	72 <b>Marco BEZZECCHI</b>	ITA	DUCATI	<b>1'46.674</b>	169.0	3
<b>9'50.542</b>	41 <b>Aleix ESPARGARO</b>	SPA	APRILIA	<b>1'46.387</b>	169.5	5
<b>15'12.851</b>	89 <b>Jorge MARTIN</b>	SPA	DUCATI	<b>1'46.182</b>	169.8	8
<b>24'04.362</b>	72 <b>Marco BEZZECCHI</b>	ITA	DUCATI	<b>1'45.993</b>	170.1	9
<b>33'36.666</b>	89 <b>Jorge MARTIN</b>	SPA	DUCATI	<b>1'45.840</b>	170.4	13
<b>35'22.338</b>	89 <b>Jorge MARTIN</b>	SPA	DUCATI	<b>1'45.672</b>	170.6	14
<b>53'21.589</b>	12 <b>Maverick VIÑALES</b>	SPA	APRILIA	<b>1'45.361</b>	171.1	16
<b>56'18.574</b>	72 <b>Marco BEZZECCHI</b>	ITA	DUCATI	<b>1'45.246</b>	171.3	18
<b>1:05'41.295</b>	89 <b>Jorge MARTIN</b>	SPA	DUCATI	<b>1'44.790</b>	172.1	24
<b>1:09'19.161</b>	10 <b>Luca MARINI</b>	ITA	DUCATI	<b>1'44.782</b>	172.1	24

These data/results cannot be reproduced, stored and/or transmitted in whole or in part by any manner of electronic, mechanical, photocopying, recording, broadcasting or otherwise now known or herein after developed without the previous express consent by the copyright owner, except for reproduction in daily press and regular printed publications on sale to the public within 60 days of the event related to those data/results and always provided that copyright symbol appears together as follows below.

© DORNA, 2023

