

5010 m.

IndianOil GRAND PRIX OF INDIA
Race

Classification after 21 laps = 105.21 km

29

Pos		Rider	Nation	Team	Motorcycle	Total Time	Km/h	Gap
1	25	72 Marco BEZZECCHI	ITA	Mooney VR46 Racing Team	DUCATI	36'59.157	170.6	
2	20	89 Jorge MARTIN	SPA	Prima Pramac Racing	DUCATI	37'07.806	170.0	8.649
3	16	20 Fabio QUARTARARO	FRA	Monster Energy Yamaha MotoGP	YAMAHA	37'08.012	169.9	8.855
4	13	33 Brad BINDER	RSA	Red Bull KTM Factory Racing	KTM	37'11.800	169.7	12.643
5	11	36 Joan MIR	SPA	Repsol Honda Team	HONDA	37'12.371	169.6	13.214
6	10	5 Johann ZARCO	FRA	Prima Pramac Racing	DUCATI	37'13.830	169.5	14.673
7	9	21 Franco MORBIDELLI	ITA	Monster Energy Yamaha MotoGP	YAMAHA	37'16.103	169.3	16.946
8	8	12 Maverick VIÑALES	SPA	Aprilia Racing	APRILIA	37'16.348	169.3	17.191
9	7	93 Marc MARQUEZ	SPA	Repsol Honda Team	HONDA	37'18.275	169.2	19.118
10	6	25 Raul FERNANDEZ	SPA	CryptoDATA RNF MotoGP Team	APRILIA	37'25.661	168.6	26.504
11	5	30 Takaaki NAKAGAMI	JPN	LCR Honda IDEMITSU	HONDA	37'27.678	168.5	28.521
12	4	88 Miguel OLIVEIRA	POR	CryptoDATA RNF MotoGP Team	APRILIA	37'28.245	168.4	29.088
13	3	44 Poi ESPARGARO	SPA	GASGAS Factory Racing Tech3	KTM	37'28.885	168.4	29.728
14	2	43 Jack MILLER	AUS	Red Bull KTM Factory Racing	KTM	37'30.481	168.3	31.324
15	1	6 Stefan BRADL	GER	LCR Honda CASTROL	HONDA	37'34.939	167.9	35.782
16		51 Michele PIRRO	ITA	Ducati Lenovo Team	DUCATI	37'48.399	166.9	49.242
Not classified								
		49 Fabio DI GIANNANTONIO	ITA	Gresini Racing MotoGP	DUCATI	33'58.353	168.1	2 laps
		1 Francesco BAGNAIA	ITA	Ducati Lenovo Team	DUCATI	22'56.496	170.3	8 laps
		41 Aleix ESPARGARO	SPA	Aprilia Racing	APRILIA	20'17.339	162.9	10 laps
		37 Augusto FERNANDEZ	SPA	GASGAS Factory Racing Tech3	KTM	11'00.146	163.9	15 laps

Race condition: Dry
Air: 33°
Humidity: 65%
Ground: 39°

Pole Position:		Marco BEZZECCHI	1'43.947	173.5 Km/h
Fastest Lap (New record):	Lap 3	Marco BEZZECCHI	1'45.028	171.7 Km/h
Best Race Lap:		New track layout		
All Time Lap Record:	2023	Marco BEZZECCHI	1'43.947	173.5 Km/h

15:05'00

15:29'59

15:32'25

15:33'12

15:41'35 Marc MARQUEZ

15:41'39 Marc MARQUEZ

15:43'23 Augusto FERNANDEZ

15:50'21 **Raul FERNANDEZ**

15:52'40 Aleix ESPARGARO

15:56'21 Francesco BAGNAIA

16:06'21 Fabio DI GIANNANTONIO

SIGHTING LAP START

WARM UP LAP START

RACE START

No jump starts

crashed out - Rider OK

re-joined race

entered pits and retired

track limits warning

entered pits and retired

crashed out - Rider OK

entered pits and retired

The results are provisional until the end of the limit for protest and appeals.

Time limit for protest expires 30' after publication of the results - Time:

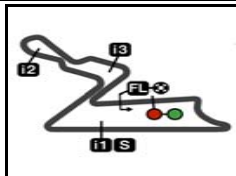
These data/results cannot be reproduced, stored and/or transmitted in whole or in part by any manner of electronic, mechanical, photocopying, recording, broadcasting or otherwise now known or herein after developed without the previous express consent by the copyright owner, except for reproduction in daily press and regular printed publications on sale to the public within 60 days of the event related to those data/results and always provided that copyright symbol appears together as follows below.

© DORNA, 2023

Official MotoGP Timing by TISSOT
www.motogp.com

Greater Noida, Sunday, September 24, 2023





IndianOil GRAND PRIX OF INDIA

30

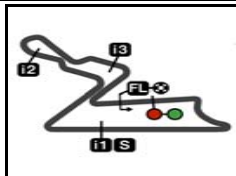
5010 m.

World Championship Classification

Rider	Points	Leader	Prev	POR	ARG	AME	SPA	FRA	ITA	GER	NED	GBR	AUT	CAT	RSM	IND	JPN	INA	AUS	THA	MAL	QAT	VAL	
1 BAGNAIA Francesco [ITA]	292			37 12 25	4 4 0	12 12 -	34 9 25	7 7 -	37 12 25	29 9 20	34 9 25	20 0 20	37 12 25	9 9 -	23 7 16	9 9								
2 MARTIN Jorge [SPA]	279	13	13	9 9 -	13 2 11	7 7 -	19 6 13	32 12 20	27 7 20	37 12 25	15 4 11	14 4 10	16 7 9	21 5 16	37 12 25	32 12 20								
3 BEZZECCHI Marco [ITA]	248	44	31	16 - 16	34 9 25	14 4 10	1 1 -	28 3 25	17 9 8	16 3 13	32 12 20	9 9 -	16 - 16	6 2 4	29 9 20	30 5 25								
4 BINDER Brad [RSA]	192	100	56	10 0 10	12 12 0	8 5 3	32 12 20	19 9 10	11 0 11	4 4 -	18 5 13	17 1 16	29 9 20	6 6 -	7 5 2	19 6 13								
5 ESPARGARO Aleix [SPA]	160	132	32	11 4 7	1 - 1	6 6 -	11 - 11	13 2 11	12 2 10	1 1 0	22 6 16	30 5 25	10 3 7	37 12 25	6 2 4	- -								
6 ZARCO Johann [FRA]	157	135	3	15 2 13	20 0 20	9 0 9	2 2 -	20 4 16	22 6 16	21 5 16	0 0 -	13 6 7	3 - 3	16 3 13	6 0 6	10 - 10								
7 VIÑALES Maverick [SPA]	138	154	19	25 5 20	7 3 4	13 0 13	3 3 -	1 1 -	4 0 4	- - -	3 3 -	18 7 11	12 2 10	27 7 20	15 4 11	10 2 8								
8 MARINI Luca [ITA]	135	157	3	- - -	15 7 8	23 3 20	10 0 10	6 6 -	18 5 13	17 6 11	9 0 9	9 0 9	13 - 13	5 0 5	10 3 7	- -								
9 MILLER Jack [AUS]	109	183	26	15 6 9	10 0 10	1 1 -	23 7 16	- - -	13 4 9	17 7 10	0 0 -	11 3 8	6 5 1	8 0 8	0 0 -	5 3 2								
10 MARQUEZ Alex [SPA]	108	184	1	12 1 11	21 5 16	- - -	8 - 8	0 0 -	- - -	11 2 9	11 1 10	12 12 -	17 6 11	10 0 10	6 1 5	- -								
11 QUARTARARO Fabio [FRA]	105	187	3	8 0 8	10 1 9	16 0 16	6 0 6	9 - 9	5 0 5	3 0 3	7 7 -	1 0 1	8 0 8	9 0 9	3 0 3	20 4 16								
12 MORBIDELLI Franco [ITA]	77	215	28	2 0 2	19 6 13	8 0 8	5 0 5	6 0 6	6 0 6	4 0 4	7 0 7	2 0 2	6 1 5	2 0 2	1 0 1	9 0 9								

These data/results cannot be reproduced, stored and/or transmitted in whole or in part by any manner of electronic, mechanical, photocopying, recording, broadcasting or otherwise now known or herein after developed without the previous express consent by the copyright owner, except for reproduction in daily press and regular printed publications on sale to the public within 60 days of the event related to those data/results and always provided that copyright symbol appears together as follows below.
© DORNA, 2023





IndianOil GRAND PRIX OF INDIA

MotoGP™

5010 m.

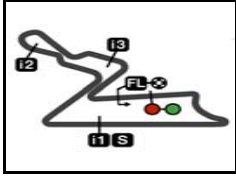
World Championship Classification

30

Rider	Points	Leader	Prev	POR	ARG	AME	SPA	FRA	ITA	GER	NED	GBR	AUT	CAT	RSM	IND	JPN	INA	AUS	THA	MAL	QAT	VAL	
13 OLIVEIRA Miguel [POR]	69	223	8	3 3 -	- - -	13 2 11	5 5 -	- - -	0 0 -	6 0 6	0 0 -	13 0 13	- - -	15 4 11	10 0 10	4 0 4								
14 FERNANDEZ Augusto [SPA]	58	234	11	3 - 3	5 0 5	6 0 6	3 0 3	13 - 13	1 0 1	5 0 5	6 0 6	7 2 5	2 0 2	7 0 7	0 0 0	0 0								
15 RINS Alex [SPA]	47	245	11	6 0 6	7 0 7	34 9 25	0 0 -	0 0 -	- - -	- - -	- - -	- - -	- - -	- - -	- - -	- -								
16 MARQUEZ Marc [SPA]	45	247	2	7 7 -	- - -	- - -	- - -	5 5 -	3 3 -	0 0 -	0 0 -	0 0 -	4 0 4	3 0 3	9 0 9	14 7 7								
17 DI GIANNANTONIO Fabio [ITA]	43	249	2	0 0 -	6 0 6	7 0 7	4 0 4	8 0 8	2 0 2	7 0 7	- - -	3 0 3	0 0 0	6 0 6	0 0 0	0 0								
18 NAKAGAMI Takaaki [JPN]	40	252	3	4 0 4	3 0 3	0 0 -	7 - 7	7 0 7	3 0 3	2 0 2	8 0 8	0 0 0	0 - 0	1 0 1	0 0 0	5 0 5								
19 PEDROSA Dani [SPA]	32	260	8	- - -	- - -	- - -	13 4 9	- - -	- - -	- - -	- - -	- - -	- - -	- - -	19 6 13	- -								
20 FERNANDEZ Raul [SPA]	29	263	3	0 0 -	2 0 2	0 0 -	1 0 1	- - -	0 0 0	1 0 1	4 0 4	6 0 6	0 0 -	0 0 -	8 0 8	7 1 6								
21 BASTIANINI Enea [ITA]	25	267	4	- - -	- - -	- - -	- - -	- - -	8 1 7	8 0 8	2 2 -	0 0 -	6 0 6	1 1 -	- - -	- -								
22 MIR Joan [SPA]	16	276	9	5 - 5	- - -	0 0 -	- - -	0 0 -	- - -	- - -	- - -	0 0 -	0 0 -	0 0 0	0 0 -	11 - 11								
23 ESPARGARO Pol [SPA]	11	281	5	- - -	- - -	- - -	- - -	- - -	- - -	- - -	- - -	4 0 4	4 4 0	- - -	0 0 -	3 - 3								
24 SAVADORI Lorenzo [ITA]	9	283	2	- - -	- - -	- - -	- - -	4 0 4	0 0 0	- - -	5 0 5	- - -	0 - 0	- - -	- - -	- -								

These data/results cannot be reproduced, stored and/or transmitted in whole or in part by any manner of electronic, mechanical, photocopying, recording, broadcasting or otherwise now known or herein after developed without the previous express consent by the copyright owner, except for reproduction in daily press and regular printed publications on sale to the public within 60 days of the event related to those data/results and always provided that copyright symbol appears together as follows below.
© DORNA, 2023





IndianOil GRAND PRIX OF INDIA

MotoGP™

30

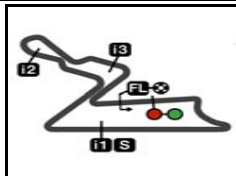
5010 m.

World Championship Classification

Rider	Points	Leader	Prev	POR	ARG	AME	SPA	FRA	ITA	GER	NED	GBR	AUT	CAT	RSM	IND	JPN	INA	AUS	THA	MAL	QAT	VAL
25 FOLGER Jonas [GER]	9	283	0	-	-	4	0	3	0	0	2	-	-	-	-	-							
26 BRADL Stefan [GER]	6	286	3	-	-	0	2	-	-	-	3	-	-	-	0	1							
27 PIRRO Michele [ITA]	5	287	1	-	-	5	-	-	0	-	-	-	-	-	0	0							
28 PETRUCCI Danilo [ITA]	5	287	0	-	-	-	-	5	-	-	-	-	-	-	-	-							
29 LECUONA Iker [SPA]	0	292	5	-	-	-	0	-	-	-	0	0	0	0	-	-							

These data/results cannot be reproduced, stored and/or transmitted in whole or in part by any manner of electronic, mechanical, photocopying, recording, broadcasting or otherwise now known or herein after developed without the previous express consent by the copyright owner, except for reproduction in daily press and regular printed publications on sale to the public within 60 days of the event related to those data/results and always provided that copyright symbol appears together as follows below.
© DORNA, 2023





IndianOil GRAND PRIX OF INDIA

30

5010 m.

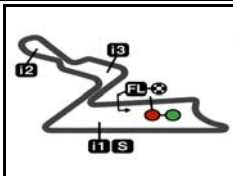
World Championship Classification

Constructor	Points	Leader	Previous	POR	ARG	AME	SPA	FRA	ITA	GER	NED	GBR	AUT	CAT	RSM	IND	JPN	INA	AUS	THA	MAL	QAT	VAL
1 DUCATI	453			37	34	32	34	37	37	37	37	32	37	25	37	37							
2 KTM	253	200	200	16	22	11	32	22	15	17	18	19	29	14	19	19							
3 APRILIA	228	225	25	25	7	19	16	13	12	7	22	32	13	37	15	10							
4 YAMAHA	125	328	103	8	19	16	6	9	6	4	14	2	9	9	3	20							
5 HONDA	123	330	2	13	7	34	7	12	6	2	8	-	4	3	9	18							

Team	Points	Leader	Previous	POR	ARG	AME	SPA	FRA	ITA	GER	NED	GBR	AUT	CAT	RSM	IND	JPN	INA	AUS	THA	MAL	QAT	VAL
1 PRIMA PRAMAC RACING	436			24	33	16	21	52	49	58	15	27	19	37	43	42							
2 MOONEY VR46 RACING TEAM	383	53	53	16	49	37	11	34	35	33	41	18	29	11	39	30							
3 DUCATI LENOVO TEAM	327	109	56	37	4	17	34	12	45	37	36	20	43	10	23	9							
4 RED BULL KTM FACTORY RACING	301	135	26	25	22	9	55	19	24	21	18	28	35	14	7	24							
5 APRILIA RACING	298	138	3	36	8	19	14	14	16	1	25	48	22	64	21	10							
6 MONSTER ENERGY YAMAHA MOTOGP	182	254	116	10	29	24	11	15	11	7	14	3	14	11	4	29							
7 GRESINI RACING MOTOGP	151	285	31	12	27	7	12	8	2	18	11	15	17	16	6	-							
8 CRYPTODATA RNF MOTOGP TEAM	102	334	49	3	2	13	6	4	-	7	4	19	-	15	18	11							
9 LCR HONDA	91	345	11	10	10	34	7	7	3	2	11	-	-	1	-	6							
10 GASGAS FACTORY RACING TECH3	78	358	13	3	5	10	3	16	1	5	8	11	6	7	-	3							
11 REPSOL HONDA TEAM	61	375	17	12	-	-	-	5	3	-	-	-	4	3	9	25							

These data/results cannot be reproduced, stored and/or transmitted in whole or in part by any manner of electronic, mechanical, photocopying, recording, broadcasting or otherwise now known or herein after developed without the previous express consent by the copyright owner, except for reproduction in daily press and regular printed publications on sale to the public within 60 days of the event related to those data/results and always provided that copyright symbol appears together as follows below.
© DORNA, 2023





5010 m.

IndianOil GRAND PRIX OF INDIA

Race

Lap Chart

31

Pos	1	2	3	4	5	6	7	8	9	10	11	12	13	14	15	16	17	18	19	20
Grid	72	89	1	36	93	5	20	12	41	25	49	33	30	43	21	37	88	44	6	51



1	72	1	89	93	20	36	5	33	41	21	30	44	49	25	43	37	88	6	12	51
2	72	1	89	93	20	36	5	33	41	21	30	49	44	25	37	12	88	6	51	43
3	72	1	89	93	20	36	5	33	41	21	30	49	44	25	37	12	88	6	51	43
4	72	1	89	93	20	36	5	33	41	21	30	49	44	25	37	12	88	6	43	51
5	72	89	1	93	20	36	33	41	21	5	49	30	44	25	12	88	37	6	43	51
6	72	89	1	20	36	33	41	21	5	49	30	44	25	12	88	93	43	6	51	37
7	72	89	1	20	36	33	41	21	5	49	30	44	25	12	88	93	43	6	51	
8	72	89	1	20	36	33	41	21	5	49	30	12	25	88	44	93	43	6	51	
9	72	89	1	20	36	33	41	21	5	49	12	30	25	88	44	93	43	6	51	
10	72	89	1	20	36	33	41	21	5	49	12	30	25	93	44	88	43	6	51	
L	11	72	89	1	20	36	33	21	5	49	12	30	25	93	44	88	43	6	51	41
a	12	72	89	1	20	36	33	5	21	49	12	30	25	93	44	88	43	6	51	
P	13	72	1	89	20	36	33	5	21	49	12	30	93	25	44	88	43	6	51	
S	14	72	89	20	36	33	5	21	49	12	93	30	25	44	88	43	6	51		
	15	72	89	20	36	33	5	21	49	12	93	30	25	88	44	43	6	51		
	16	72	89	20	36	33	5	21	49	12	93	30	25	88	44	43	6	51		
	17	72	89	20	33	36	5	21	49	12	93	25	30	88	44	43	6	51		
	18	72	89	20	33	36	5	21	12	49	93	25	30	88	44	43	6	51		
	19	72	89	20	33	36	5	21	12	93	25	30	88	44	43	49	6	51		
	20	72	89	20	33	36	5	21	12	93	25	30	88	44	43	6	51			
	21	72	89	20	33	36	5	21	12	93	25	30	88	44	43	6	51			

Winner

Lapped rider

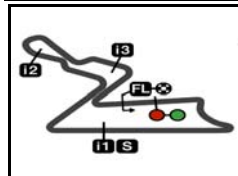
These data/results cannot be reproduced, stored and/or transmitted in whole or in part by any manner of electronic, mechanical, photocopying, recording, broadcasting or otherwise now known or herein after developed without the previous express consent by the copyright owner, except for reproduction in daily press and regular printed publications on sale to the public within 60 days of the event related to those data/results and always provided that copyright symbol appears together as follows below.

© DORNA, 2023

Official MotoGP Timing by TISSOT
www.motogp.com



Greater Noida, Sunday, September 24, 2023




5010 m.

IndianOil GRAND PRIX OF INDIA

Race

Fastest Lap of Each Rider

32

	Rider	Nation	Team	Motorcycle	Time	Lap Total	Gap
1	72 Marco BEZZECCHI	ITA	Mooney VR46 Racing Team	DUCATI	1'45.028	3 21	
2	1 Francesco BAGNAIA	ITA	Ducati Lenovo Team	DUCATI	1'45.469	3 13	0.441 0.441
3	20 Fabio QUARTARARO	FRA	Monster Energy Yamaha MotoGP	YAMAHA	1'45.530	5 21	0.502 0.061
4	89 Jorge MARTIN	SPA	Prima Pramac Racing	DUCATI	1'45.534	3 21	0.506 0.004
5	93 Marc MARQUEZ	SPA	Repsol Honda Team	HONDA	1'45.626	11 21	0.598 0.092
6	36 Joan MIR	SPA	Repsol Honda Team	HONDA	1'45.742	4 21	0.714 0.116
7	33 Brad BINDER	RSA	Red Bull KTM Factory Racing	KTM	1'45.761	12 21	0.733 0.019
8	5 Johann ZARCO	FRA	Prima Pramac Racing	DUCATI	1'45.793	4 21	0.765 0.032
9	12 Maverick VIÑALES	SPA	Aprilia Racing	APRILIA	1'45.848	10 21	0.820 0.055
10	41 Aleix ESPARGARO	SPA	Aprilia Racing	APRILIA	1'45.874	9 11	0.846 0.026
11	37 Augusto FERNANDEZ	SPA	GASGAS Factory Racing Tech3	KTM	1'45.945	3 6	0.917 0.071
12	44 Poli ESPARGARO	SPA	GASGAS Factory Racing Tech3	KTM	1'45.964	4 21	0.936 0.019
13	49 Fabio DI GIANNANTONIO	ITA	Gresini Racing MotoGP	DUCATI	1'45.967	4 19	0.939 0.003
14	25 Raul FERNANDEZ	SPA	CryptoDATA RNF MotoGP Team	APRILIA	1'46.053	4 21	1.025 0.086
15	21 Franco MORBIDELLI	ITA	Monster Energy Yamaha MotoGP	YAMAHA	1'46.090	7 21	1.062 0.037
16	88 Miguel OLIVEIRA	POR	CryptoDATA RNF MotoGP Team	APRILIA	1'46.132	6 21	1.104 0.042
17	30 Takaaki NAKAGAMI	JPN	LCR Honda IDEMITSU	HONDA	1'46.238	4 21	1.210 0.106
18	43 Jack MILLER	AUS	Red Bull KTM Factory Racing	KTM	1'46.318	16 21	1.290 0.080
19	6 Stefan BRADL	GER	LCR Honda CASTROL	HONDA	1'46.477	10 21	1.449 0.159
20	51 Michele PIRRO	ITA	Ducati Lenovo Team	DUCATI	1'47.150	3 21	2.122 0.673

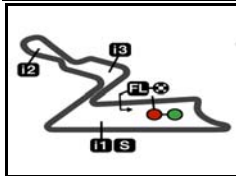
These data/results cannot be reproduced, stored and/or transmitted in whole or in part by any manner of electronic, mechanical, photocopying, recording, broadcasting or otherwise now known or herein after developed without the previous express consent by the copyright owner, except for reproduction in daily press and regular printed publications on sale to the public within 60 days of the event related to those data/results and always provided that copyright symbol appears together as follows below.

© DORNA, 2023

Official MotoGP Timing by TISSOT
www.motogp.com

Greater Noida, Sunday, September 24, 2023





5010 m.

IndianOil GRAND PRIX OF INDIA

After the Race

Event Best Maximum Speed

33



Rider	Nation	Team	Motorcycle	Km/h	
41 Aleix ESPARGARO	SPA	Aprilia Racing	APRILIA	356.4	Tissot Sprint
43 Jack MILLER	AUS	Red Bull KTM Factory Racing	KTM	354.6	Tissot Sprint
1 Francesco BAGNAIA	ITA	Ducati Lenovo Team	DUCATI	352.9	Warm Up
12 Maverick VIÑALES	SPA	Aprilia Racing	APRILIA	352.9	Tissot Sprint
72 Marco BEZZECCHI	ITA	Mooney VR46 Racing Team	DUCATI	352.9	Tissot Sprint
20 Fabio QUARTARARO	FRA	Monster Energy Yamaha MotoGP	YAMAHA	352.9	Tissot Sprint
5 Johann ZARCO	FRA	Prima Pramac Racing	DUCATI	352.9	Tissot Sprint
49 Fabio DI GIANNANTONIO	ITA	Gresini Racing MotoGP	DUCATI	352.9	Tissot Sprint
44 Po ESPARGARO	SPA	GASGAS Factory Racing Tech3	KTM	352.9	Race
33 Brad BINDER	RSA	Red Bull KTM Factory Racing	KTM	352.9	Tissot Sprint
30 Takaaki NAKAGAMI	JPN	LCR Honda IDEMITSU	HONDA	351.2	Race
37 Augusto FERNANDEZ	SPA	GASGAS Factory Racing Tech3	KTM	351.2	Tissot Sprint
89 Jorge MARTIN	SPA	Prima Pramac Racing	DUCATI	351.2	Free Practice Nr. 1
88 Miguel OLIVEIRA	POR	CryptoDATA RNF MotoGP Team	APRILIA	351.2	Tissot Sprint
36 Joan MIR	SPA	Repsol Honda Team	HONDA	351.2	Tissot Sprint
93 Marc MARQUEZ	SPA	Repsol Honda Team	HONDA	349.5	Race
25 Raul FERNANDEZ	SPA	CryptoDATA RNF MotoGP Team	APRILIA	349.5	Tissot Sprint
51 Michele PIRRO	ITA	Ducati Lenovo Team	DUCATI	347.8	Race
21 Franco MORBIDELLI	ITA	Monster Energy Yamaha MotoGP	YAMAHA	347.8	Tissot Sprint
6 Stefan BRADL	GER	LCR Honda CASTROL	HONDA	347.8	Race
73 Alex MARQUEZ	SPA	Gresini Racing MotoGP	DUCATI	344.4	Free Practice Nr. 1
10 Luca MARINI	ITA	Mooney VR46 Racing Team	DUCATI	344.4	Wet Session

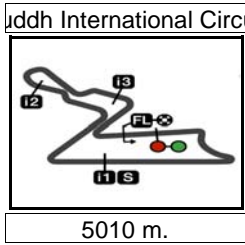
These data/results cannot be reproduced, stored and/or transmitted in whole or in part by any manner of electronic, mechanical, photocopying, recording, broadcasting or otherwise now known or herein after developed without the previous express consent by the copyright owner, except for reproduction in daily press and regular printed publications on sale to the public within 60 days of the event related to those data/results and always provided that copyright symbol appears together as follows below.

© DORNA, 2023

Official MotoGP Timing by TISSOT
www.motogp.com



Greater Noida, Sunday, September 24, 2023



IndianOil GRAND PRIX OF INDIA
Race

Chronological Analysis of Performances

34

* Lap / Sector time cancelled **T1** Time from finish line to 1st intermedate **T3** Time from 2nd intermed. to 3rd intermed.
P Crossing the finish line in pit lane **T2** Time from 1st intermed. to 2nd intermed. **T4** Time from 3rd intermedate to finish line
 **Tyre data subject to further updates

Lap	Lap Time	T1	T2	T3	T4	Speed	Lap	Lap Time	T1	T2	T3	T4	Speed	
1st	72	Marco BEZZECCHI DUCATI ITA						14	1'45.767	33.337	33.272	21.002	18.156	346.1
		Mooney VR46 Racing Team						15	1'45.911	33.281	33.303	21.104	18.223	349.5
		Runs=1 Total laps=21 Full laps=20 Valid laps=20						16	1'45.966	33.327	33.366	21.068	18.205	344.4
Run #	1	Front Tyre	Slick-Medium	Rear Tyre	Slick-Soft		17	1'46.888	33.336	33.540	21.687	18.325	344.4	
		New Tyre		New Tyre			18	1'45.672	33.279	33.210	20.988	18.195	342.8	
1	1'46.982	34.425	33.428	20.977	18.152	342.8	19	1'45.980	33.213	33.431	21.041	18.295	342.8	
2	1'45.398	33.199	33.103	20.769	18.327	342.8	20	1'46.249	33.393	33.547	21.046	18.263	346.1	
3	1'45.028	33.206	32.877	20.809	18.136	344.4	21	1'48.689	33.428	35.335	21.251	18.675	344.4	
4	1'45.108	33.145	33.075	20.804	18.084	344.4	3rd 20 Fabio QUARTARARO YAMAHA FRA							
5	1'45.067	33.151	32.921	20.874	18.121	344.4	Monster Energy Yamaha MotoGP							
6	1'45.302	33.249	32.964	20.839	18.250	342.8	Runs=1 Total laps=21 Full laps=20 Valid laps=20							
7	1'45.355	33.239	33.028	20.845	18.243	344.4	Run #	1	Front Tyre	Slick-Medium	Rear Tyre	Slick-Soft		
8	1'45.447	33.149	33.191	20.915	18.192	344.4			New Tyre		New Tyre			
9	1'45.600	33.223	33.231	20.830	18.316	344.4	1	1'48.026	34.844	33.791	21.074	18.317	344.4	
10	1'45.425	33.220	33.032	20.857	18.316	346.1	2	1'45.883	33.292	33.401	20.949	18.241	346.1	
11	1'45.387	33.248	32.985	20.875	18.279	344.4	3	1'45.786	33.448	33.338	20.797	18.203	346.1	
12	1'45.571	33.295	33.053	20.942	18.281	346.1	4	1'45.759	33.336	33.294	20.837	18.292	344.4	
13	1'45.475	33.238	33.115	20.926	18.196	346.1	5	1'45.530	33.179	33.194	20.884	18.273	346.1	
14	1'45.781	33.255	33.182	21.034	18.310	344.4	6	1'45.713	33.411	33.168	20.888	18.246	344.4	
15	1'45.667	33.365	33.125	20.917	18.260	344.4	7	1'45.930	33.385	33.271	20.988	18.286	344.4	
16	1'45.900	33.286	33.385	20.946	18.283	344.4	8	1'45.803	33.289	33.308	20.886	18.320	344.4	
17	1'45.838	33.316	33.173	21.072	18.277	346.1	9	1'45.962	33.404	33.354	20.960	18.244	342.8	
18	1'45.866	33.320	33.240	21.029	18.277	346.1	10	1'45.848	33.417	33.286	20.851	18.294	344.4	
19	1'46.080	33.386	33.309	21.049	18.336	344.4	11	1'45.940	33.467	33.326	20.845	18.302	344.4	
20	1'46.241	33.274	33.407	21.114	18.446	346.1	12	1'45.978	33.313	33.273	21.061	18.331	344.4	
21	1'46.639	33.430	33.429	21.072	18.708	346.1	13	1'45.831	33.288	33.343	20.908	18.292	342.8	
2nd	89	Jorge MARTIN DUCATI SPA						14	1'45.963	33.323	33.368	20.961	18.311	342.8
		Prima Pramac Racing						15	1'45.988	33.385	33.450	20.859	18.294	344.4
		Runs=1 Total laps=21 Full laps=20 Valid laps=20						16	1'46.012	33.385	33.423	20.893	18.311	342.8
Run #	1	Front Tyre	Slick-Medium	Rear Tyre	Slick-Medium		17	1'45.957	33.322	33.295	20.980	18.360	344.4	
		New Tyre		New Tyre			18	1'46.191	33.376	33.544	20.952	18.319	342.8	
1	1'47.369	34.085	34.138	21.047	18.099	341.2	19	1'46.191	33.369	33.477	20.995	18.350	342.8	
2	1'45.560	33.329	33.248	20.818	18.165	346.1	20	1'46.307	33.438	33.547	20.955	18.367	341.2	
3	1'45.534	33.317	33.234	20.835	18.148	347.8	21	1'47.414	33.479	33.981	21.237	18.717	344.4	
4	1'45.571	33.178	33.215	20.926	18.252	346.1	4th 33 Brad BINDER KTM RSA							
5	1'45.734	33.133	33.580	20.860	18.161	342.8	Red Bull KTM Factory Racing							
6	1'45.882	33.302	33.166	21.152	18.262	347.8	Runs=1 Total laps=21 Full laps=20 Valid laps=20							
7	1'45.628	33.422	33.099	20.948	18.159	347.8	Run #	1	Front Tyre	Slick-Medium	Rear Tyre	Slick-Soft		
8	1'45.925	33.293	33.286	21.054	18.292	342.8			New Tyre		New Tyre			
9	1'45.638	33.237	33.193	21.005	18.203	344.4	1	1'48.563	35.407	33.795	21.033	18.328	347.8	
10	1'45.868	33.394	33.199	21.048	18.227	342.8	2	1'46.277	33.398	33.549	21.039	18.291	351.2	
11	1'45.636	33.199	33.298	20.962	18.177	344.4	3	1'45.825	33.348	33.296	20.881	18.300	349.5	
12	1'45.704	33.203	33.212	20.992	18.297	344.4	4	1'45.843	33.386	33.280	20.817	18.360	349.5	
13	1'46.635	33.369	33.505	21.507	18.254	344.4	5	1'46.001	33.359	33.346	20.950	18.346	347.8	

Fastest Lap: Marco BEZZECCHI Mooney VR46 Racing ITA **1'45.028** 33.206 32.877 20.809 18.136

These data/results cannot be reproduced, stored and/or transmitted in whole or in part by any manner of electronic, mechanical, photocopying, recording, broadcasting or otherwise now known or herein after developed without the previous express consent by the copyright owner, except for reproduction in daily press and regular printed publications on sale to the public within 60 days of the event related to those data/results and always provided that copyright symbol appears together as follows below.
 © DORNA, 2023



Race

MotoGP

Lap	Lap Time	T1	T2	T3	T4	Speed	Lap	Lap Time	T1	T2	T3	T4	Speed
6	1'45.999	33.418	33.403	20.863	18.315	346.1	8	1'46.073	33.366	33.405	20.996	18.306	344.4
7	1'45.939	33.239	33.398	20.874	18.428	347.8	9	1'46.027	33.436	33.322	20.971	18.298	346.1
8	1'46.035	33.380	33.415	20.905	18.335	346.1	10	1'46.102	33.310	33.402	20.968	18.422	347.8
9	1'45.899	33.324	33.334	20.920	18.321	347.8	11	1'46.123	33.268	33.551	20.934	18.370	351.2
10	1'45.840	33.327	33.263	20.925	18.325	346.1	12	1'46.108	33.345	33.436	21.007	18.320	346.1
11	1'46.035	33.341	33.281	20.999	18.414	347.8	13	1'45.920	33.403	33.311	20.941	18.265	341.2
12	1'45.761	33.221	33.267	20.960	18.313	347.8	14	1'46.348	33.432	33.671	21.012	18.233	341.2
13	1'45.946	33.253	33.324	20.960	18.409	347.8	15	1'46.107	33.341	33.405	21.073	18.288	342.8
14	1'45.985	33.190	33.405	21.014	18.376	349.5	16	1'46.269	33.540	33.419	20.976	18.334	341.2
15	1'46.078	33.303	33.497	20.869	18.409	347.8	17	1'46.295	33.391	33.451	21.063	18.390	341.2
16	1'46.090	33.238	33.427	21.066	18.359	349.5	18	1'46.038	33.449	33.381	20.942	18.266	342.8
17	1'46.388	33.350	33.346	21.206	18.486	349.5	19	1'45.926	33.271	33.353	20.933	18.369	342.8
18	1'46.805	33.465	33.562	21.203	18.575	344.4	20	1'46.356	33.521	33.432	20.947	18.456	344.4
19	1'46.700	33.405	33.443	21.276	18.576	344.4	21	1'46.997	33.336	33.672	21.198	18.791	346.1
20	1'47.040	33.441	33.442	21.334	18.823	344.4							
21	1'46.751	33.586	33.435	21.161	18.569	344.4							

5th **36** **Joan MIR** HONDA SPA
Repsol Honda Team
Runs=1 Total laps=21 Full laps=20 Valid laps=20

Run #	1	Front Tyre	Slick-Medium	Rear Tyre	Slick-Soft	
			New Tyre		New Tyre	
1	1'48.177	34.847	33.892	21.049	18.389	336.4
2	1'45.848	33.236	33.422	20.916	18.274	349.5
3	1'45.929	33.357	33.469	20.902	18.201	342.8
4	1'45.742	33.235	33.392	20.821	18.294	346.1
5	1'45.917	33.283	33.444	20.902	18.288	342.8
6	1'45.828	33.279	33.419	20.910	18.220	341.2
7	1'45.847	33.315	33.364	20.887	18.281	342.8
8	1'45.866	33.321	33.298	20.950	18.297	342.8
9	1'46.230	33.299	33.640	20.987	18.304	342.8
10	1'45.991	33.397	33.321	20.988	18.285	341.2
11	1'45.950	33.294	33.272	21.070	18.314	341.2
12	1'45.843	33.308	33.226	21.035	18.274	342.8
13	1'46.517	33.347	33.613	21.255	18.302	341.2
14	1'46.019	33.246	33.423	21.060	18.290	341.2
15	1'46.002	33.263	33.381	21.039	18.319	341.2
16	1'46.170	33.310	33.428	21.116	18.316	339.6
17	1'46.990	33.308	33.375	21.700	18.607	341.2
18	1'46.678	33.453	33.559	21.081	18.585	341.2
19	1'46.811	33.380	33.664	21.233	18.534	342.8
20	1'46.988	33.462	33.479	21.266	18.781	344.4
21	1'47.028	33.511	33.703	21.145	18.669	344.4

6th **5** **Johann ZARCO** DUCATI FRA
Prima Pramac Racing
Runs=1 Total laps=21 Full laps=20 Valid laps=20

Run #	1	Front Tyre	Slick-Medium	Rear Tyre	Slick-Soft	
			New Tyre		New Tyre	
1	1'48.344	35.037	33.999	21.044	18.264	349.5
2	1'46.128	33.277	33.660	21.005	18.186	351.2
3	1'45.950	33.230	33.429	20.986	18.305	346.1
4	1'45.793	33.403	33.328	20.838	18.224	346.1
5	1'48.341	33.213	35.797	20.995	18.336	346.1
6	1'46.281	33.448	33.658	20.943	18.232	346.1
7	1'46.304	33.338	33.761	20.900	18.305	346.1

7th **21** **Franco MORBIDELLI** YAMAHA ITA
Monster Energy Yamaha MotoGP
Runs=1 Total laps=21 Full laps=20 Valid laps=20

Run #	1	Front Tyre	Slick-Hard	Rear Tyre	Slick-Soft	
			New Tyre		New Tyre	
1	1'49.452	36.074	34.016	21.034	18.328	341.2
2	1'46.322	33.483	33.428	21.025	18.386	347.8
3	1'46.247	33.463	33.506	20.962	18.316	342.8
4	1'46.110	33.363	33.633	20.942	18.172	346.1
5	1'46.108	33.354	33.550	20.865	18.339	346.1
6	1'46.122	33.453	33.446	20.910	18.313	344.4
7	1'46.090	33.400	33.402	20.938	18.350	346.1
8	1'46.220	33.473	33.469	20.919	18.359	346.1
9	1'46.171	33.477	33.464	20.944	18.286	344.4
10	1'46.187	33.449	33.397	21.000	18.341	344.4
11	1'46.205	33.439	33.407	21.025	18.334	344.4
12	1'46.903	33.560	33.785	21.155	18.403	342.8
13	1'46.553	33.576	33.569	21.046	18.362	344.4
14	1'46.491	33.441	33.675	21.066	18.309	344.4
15	1'46.332	33.434	33.424	21.089	18.385	342.8
16	1'46.345	33.530	33.416	21.047	18.352	344.4
17	1'46.366	33.384	33.520	21.064	18.398	344.4
18	1'46.417	33.373	33.578	21.056	18.410	344.4
19	1'46.487	33.438	33.520	21.110	18.419	342.8
20	1'46.490	33.420	33.529	21.167	18.374	344.4
21	1'46.485	33.496	33.473	21.116	18.400	344.4

8th **12** **Maverick VIÑALES** APRILIA SPA
Aprilia Racing
Runs=1 Total laps=21 Full laps=20 Valid laps=19

Run #	1	Front Tyre	Slick-Medium	Rear Tyre	Slick-Soft	
			New Tyre		New Tyre	
1	1'51.879	37.068	34.663	21.441	18.707	346.1
2	1'46.458	33.630	33.471	20.930	18.427	352.9
3	1'46.011	33.296	33.503	20.815	18.397	351.2
4	1'46.190	33.311	33.603	20.814	18.462	351.2
5	1'46.364	33.696	33.409	20.901	18.358	347.8
6	1'46.224	33.371	33.488	20.813	18.552	349.5
7	1'46.185	33.361	33.559	20.795	18.470	351.2
8	1'46.249	33.493	33.465	20.842	18.449	346.1
9	1'46.234 *	33.331	33.490	20.918	18.495*	349.5

Fastest Lap: Marco BEZZECCHI Mooney VR46 Racing ITA 1'45.028 33.206 32.877 20.809 18.136

These data/results cannot be reproduced, stored and/or transmitted in whole or in part by any manner of electronic, mechanical, photocopying, recording, broadcasting or otherwise now known or herein after developed without the previous express consent by the copyright owner, except for reproduction in daily press and regular printed publications on sale to the public within 60 days of the event related to those data/results and always provided that copyright symbol appears together as follows below.
© DORNA, 2023



Race

MotoGP

Lap	Lap Time	T1	T2	T3	T4	Speed	Lap	Lap Time	T1	T2	T3	T4	Speed
10	1'45.848	33.331	33.388	20.802	18.327	344.4	12	1'46.577	33.624	33.654	20.926	18.373	342.8
11	1'46.367	33.658	33.460	20.849	18.400	346.1	13	1'46.920	33.601	33.599	21.053	18.667	341.2
12	1'45.987	33.401	33.347	20.800	18.439	346.1	14	1'46.695 *	33.609	33.591	21.059	18.436 *	344.4
13	1'46.155	33.446	33.386	20.888	18.435	346.1	15	1'46.979	33.727	33.748	21.028	18.476	342.8
14	1'46.188	33.337	33.518	20.923	18.410	346.1	16	1'46.963	33.730	33.648	21.157	18.428	339.6
15	1'46.076	33.413	33.376	20.882	18.405	347.8	17	1'47.243	33.736	33.751	21.324	18.432	344.4
16	1'46.336	33.424	33.429	20.978	18.505	347.8	18	1'46.964	33.689	33.710	21.104	18.461	339.6
17	1'46.647	33.900	33.411	20.953	18.383	347.8	19	1'46.954	33.671	33.554	21.218	18.511	341.2
18	1'46.161	33.305	33.437	20.996	18.423	351.2	20	1'47.101	33.645	33.698	21.212	18.546	341.2
19	1'46.118	33.338	33.359	20.940	18.481	347.8	21	1'47.634	33.666	33.972	21.285	18.711	339.6
20	1'46.262	33.391	33.482	20.922	18.467	349.5							
21	1'46.409	33.411	33.356	21.128	18.514	351.2							

11th 30 **Takaaki NAKAGAMI** HONDA JPN
LCR Honda IDEMITSU

Runs=1 Total laps=21 Full laps=20 Valid laps=20

9th 93 **Marc MARQUEZ** HONDA SPA
Repsol Honda Team

Runs=1 Total laps=21 Full laps=20 Valid laps=20

Run #	1	Front Tyre	Slick-Medium	Rear Tyre	Slick-Soft	
		New Tyre		New Tyre		
1	1'47.610	34.860	33.550	20.999	18.201	334.8
2	1'45.647	33.354	33.321	20.779	18.193	344.4
3	1'45.669	33.325	33.260	20.838	18.246	342.8
4	1'45.760	33.336	33.312	20.935	18.177	341.2
5	1'45.749	33.275	33.268	20.975	18.231	342.8
6	1'56.430	43.564	33.370	21.138	18.358	341.2
7	1'45.893	33.385	33.102	21.142	18.264	341.2
8	1'45.877	33.306	33.255	21.009	18.307	344.4
9	1'45.723	33.252	33.204	20.953	18.314	344.4
10	1'46.273	33.286	33.491	21.139	18.357	342.8
11	1'45.626	33.227	33.196	20.928	18.275	344.4
12	1'46.136	33.321	33.449	20.961	18.405	346.1
13	1'46.623	33.463	33.651	21.091	18.418	347.8
14	1'45.972	33.264	33.397	21.058	18.253	349.5
15	1'45.941	33.315	33.206	21.078	18.342	342.8
16	1'46.075	33.386	33.349	21.012	18.328	342.8
17	1'46.124	33.261	33.398	21.029	18.436	344.4
18	1'45.910	33.261	33.254	21.023	18.372	344.4
19	1'46.384	33.271	33.514	21.106	18.493	346.1
20	1'46.229	33.356	33.374	21.027	18.472	344.4
21	1'46.624	33.369	33.506	21.218	18.531	344.4

Run # 1 Front Tyre Slick-Medium Rear Tyre Slick-Soft

Run #	1	Front Tyre	Slick-Medium	Rear Tyre	Slick-Soft	
		New Tyre		New Tyre		
1	1'49.657	35.836	34.431	21.040	18.350	336.4
2	1'46.277	33.527	33.461	20.905	18.384	347.8
3	1'46.292	33.401	33.524	20.999	18.368	349.5
4	1'46.238	33.240	33.658	20.942	18.398	351.2
5	1'46.625	33.298	33.646	21.258	18.423	347.8
6	1'46.710	33.576	33.843	20.906	18.385	346.1
7	1'46.630	33.598	33.703	20.916	18.413	344.4
8	1'46.598	33.518	33.642	20.959	18.479	344.4
9	1'46.897	33.560	33.713	20.902	18.722	342.8
10	1'46.572	33.636	33.608	20.915	18.413	344.4
11	1'46.643	33.537	33.711	20.941	18.454	346.1
12	1'46.678	33.642	33.721	20.874	18.441	342.8
13	1'46.820	33.677	33.751	20.933	18.459	342.8
14	1'46.996	33.633	33.849	20.937	18.577	341.2
15	1'46.759	33.667	33.711	20.950	18.431	342.8
16	1'46.934	33.566	33.745	21.125	18.498	344.4
17	1'48.558	33.935	34.839	21.194	18.590	342.8
18	1'47.365	33.707	33.998	21.166	18.494	341.2
19	1'47.790	33.824	34.224	21.183	18.559	339.6
20	1'47.416	33.782	33.948	21.152	18.534	341.2
21	1'47.223	33.730	33.801	21.004	18.688	341.2

12th 88 **Miguel OLIVEIRA** APRILIA POR
CryptoDATA RNF MotoGP Team

Runs=1 Total laps=21 Full laps=20 Valid laps=19

10th 25 **Raul FERNANDEZ** APRILIA SPA
CryptoDATA RNF MotoGP Team

Runs=1 Total laps=21 Full laps=20 Valid laps=16

Run #	1	Front Tyre	Slick-Medium	Rear Tyre	Slick-Soft	
		New Tyre		New Tyre		
1	1'50.387	36.382	34.263	21.455	18.287	347.8
2	1'46.644	34.142	33.329	20.899	18.274	344.4
3	1'46.419	33.561	33.420	21.069	18.369	344.4
4	1'46.053	33.491	33.377	20.887	18.298	344.4
5	1'46.308	33.499	33.355	20.957	18.497	344.4
6	1'46.658 *	33.646	33.524	21.010	18.478*	344.4
7	1'46.575	33.676	33.529	20.957	18.413	342.8
8	1'47.274 *	33.982	33.742	21.184	18.366*	344.4
9	1'46.444	33.620	33.439	21.028	18.357	344.4
10	1'46.321 *	33.493	33.494	21.027	18.307*	342.8
11	1'46.548	33.538	33.593	21.007	18.410	342.8

Run # 1 Front Tyre Slick-Medium Rear Tyre Slick-Soft

Run #	1	Front Tyre	Slick-Medium	Rear Tyre	Slick-Soft	
		New Tyre		New Tyre		
1	1'51.230	36.657	34.597	21.362	18.614	341.2
2	1'47.149	33.931	33.557	21.113	18.548	347.8
3	1'46.362	33.518	33.513	21.005	18.326	351.2
4	1'46.403	33.543	33.673	20.860	18.327	347.8
5	1'46.285	33.454	33.637	20.907	18.287	351.2
6	1'46.132	33.366	33.533	20.871	18.362	349.5
7	1'46.406	33.564	33.544	20.856	18.442	349.5
8	1'46.840	33.486	33.688	21.054	18.612	351.2
9	1'46.561 *	33.718	33.403	20.987	18.453*	349.5
10	1'48.655	35.317	33.787	21.031	18.520	344.4
11	1'46.549	33.580	33.566	20.922	18.481	347.8
12	1'46.453	33.608	33.423	20.951	18.471	346.1
13	1'46.969	33.763	33.609	21.042	18.555	346.1

Fastest Lap: Marco BEZZECCHI Mooney VR46 Racing ITA **1'45.028** 33.206 32.877 20.809 18.136

These data/results cannot be reproduced, stored and/or transmitted in whole or in part by any manner of electronic, mechanical, photocopying, recording, broadcasting or otherwise now known or herein after developed without the previous express consent by the copyright owner, except for reproduction in daily press and regular printed publications on sale to the public within 60 days of the event related to those data/results and always provided that copyright symbol appears together as follows below.
© DORNA, 2023



Race

MotoGP

Lap	Lap Time	T1	T2	T3	T4	Speed	Lap	Lap Time	T1	T2	T3	T4	Speed
14	1'47.097	33.650	33.662	21.224	18.561	344.4	16	1'46.318	33.412	33.411	21.014	18.481	342.8
15	1'47.086	33.702	33.682	21.109	18.593	344.4	17	1'47.071	33.587	33.782	21.047	18.655	342.8
16	1'47.136	33.855	33.702	21.101	18.478	344.4	18	1'46.574	33.466	33.566	21.036	18.506	342.8
17	1'46.977	33.526	33.650	21.187	18.614	344.4	19	1'46.852	33.578	33.621	21.043	18.610	346.1
18	1'47.173	33.715	33.699	21.162	18.597	346.1	20	1'46.743	33.418	33.721	21.062	18.542	346.1
19	1'46.986	33.634	33.701	21.080	18.571	346.1	21	1'47.839	33.807	34.046	21.167	18.819	346.1
20	1'47.106	33.657	33.702	21.174	18.573	346.1							
21	1'46.690	33.604	33.587	21.008	18.491	346.1							

13th 44 **Poi ESPARGARO** KTM SPA
 GASGAS Factory Racing Tech3
 Runs=1 Total laps=21 Full laps=20 Valid laps=20

Run #	1	Front Tyre	Slick-Medium	Rear Tyre	Slick-Soft	
		New Tyre		New Tyre		
1	1'49.904	36.143	34.355	21.189	18.217	346.1
2	1'46.675	33.456	33.569	21.269	18.381	349.5
3	1'46.708	33.620	33.677	21.101	18.310	344.4
4	1'45.964	33.424	33.375	20.922	18.243	344.4
5	1'46.307	33.431	33.506	20.988	18.382	344.4
6	1'46.771	33.624	33.571	21.082	18.494	346.1
7	1'46.587	33.470	33.634	21.076	18.407	346.1
8	1'47.934	34.103	33.669	21.423	18.739	342.8
9	1'46.926	33.699	33.698	21.107	18.422	352.9
10	1'46.954	33.615	33.554	21.240	18.545	342.8
11	1'47.117	33.669	33.811	21.194	18.443	346.1
12	1'46.882	33.619	33.678	21.100	18.485	344.4
13	1'46.937	33.652	33.600	21.237	18.448	342.8
14	1'47.145	33.627	33.682	21.361	18.475	342.8
15	1'47.430	33.715	33.595	21.359	18.761	341.2
16	1'47.524	33.996	33.838	21.183	18.507	341.2
17	1'47.161	33.670	33.661	21.246	18.584	342.8
18	1'47.313	33.710	33.693	21.278	18.632	342.8
19	1'46.919	33.616	33.532	21.101	18.670	346.1
20	1'46.848	33.594	33.557	21.164	18.533	346.1
21	1'46.879	33.597	33.665	21.175	18.442	342.8

15th 6 **Stefan BRADL** HONDA GER
 LCR Honda CASTROL
 Runs=1 Total laps=21 Full laps=20 Valid laps=20

Run #	1	Front Tyre	Slick-Medium	Rear Tyre	Slick-Soft	
		New Tyre		New Tyre		
1	1'51.465	36.884	34.574	21.382	18.625	339.6
2	1'47.562	33.981	33.934	21.119	18.528	347.8
3	1'47.062	33.584	33.781	21.085	18.612	346.1
4	1'47.070	33.675	33.933	21.074	18.388	339.6
5	1'47.434	33.603	34.149	21.162	18.520	342.8
6	1'48.483	34.090	34.101	21.138	19.154	342.8
7	1'46.943	33.712	33.749	21.080	18.402	346.1
8	1'46.642	33.553	33.671	21.007	18.411	347.8
9	1'46.640	33.449	33.686	21.068	18.437	346.1
10	1'46.477	33.436	33.508	21.080	18.453	346.1
11	1'47.080	33.570	33.929	21.070	18.511	342.8
12	1'46.662	33.561	33.583	21.082	18.436	344.4
13	1'46.648	33.573	33.660	20.996	18.419	344.4
14	1'46.868	33.504	33.804	21.090	18.470	346.1
15	1'46.845	33.593	33.696	21.075	18.481	342.8
16	1'47.206	33.605	33.829	21.162	18.610	344.4
17	1'47.349	33.680	33.866	21.192	18.611	342.8
18	1'47.355	33.628	33.822	21.230	18.675	344.4
19	1'47.420	33.806	33.778	21.328	18.508	341.2
20	1'47.753	33.611	34.077	21.422	18.643	342.8
21	1'47.975	33.759	34.083	21.455	18.678	341.2

14th 43 **Jack MILLER** KTM AUS
 Red Bull KTM Factory Racing
 Runs=1 Total laps=21 Full laps=20 Valid laps=20

Run #	1	Front Tyre	Slick-Medium	Rear Tyre	Slick-Soft	
		New Tyre		New Tyre		
1	1'50.622	36.715	34.151	21.361	18.395	352.9
2	1'49.677	36.523	33.759	21.066	18.329	344.4
3	1'46.635	33.520	33.688	21.037	18.390	347.8
4	1'46.933	33.682	33.548	21.272	18.431	344.4
5	1'46.948	33.488	33.732	21.202	18.526	346.1
6	1'48.141	34.144	33.994	21.020	18.983	346.1
7	1'46.708	33.523	33.666	21.092	18.427	342.8
8	1'46.699	33.578	33.663	21.067	18.391	341.2
9	1'46.458	33.503	33.378	21.166	18.411	342.8
10	1'46.479	33.480	33.596	21.072	18.331	342.8
11	1'47.307	33.862	33.649	21.242	18.554	341.2
12	1'46.624	33.494	33.484	21.133	18.513	342.8
13	1'46.671	33.556	33.521	21.066	18.528	342.8
14	1'46.620	33.575	33.558	21.124	18.363	341.2
15	1'46.562	33.645	33.419	21.078	18.420	342.8

16th 51 **Michele PIRRO** DUCATI ITA
 Ducati Lenovo Team
 Runs=1 Total laps=21 Full laps=20 Valid laps=19

Run #	1	Front Tyre	Slick-Medium	Rear Tyre	Slick-Soft	
		New Tyre		New Tyre		
1	1'52.001	37.141	34.477	21.468	18.915	347.8
2	1'47.513	33.945	33.897	21.082	18.589	347.8
3	1'47.150	33.790	33.786	21.113	18.461	346.1
4	1'47.788	34.096	33.910	21.352	18.430	344.4
5	1'47.283	33.810	33.864	21.124	18.485	344.4
6	1'47.662	33.854	33.954	21.114	18.740	346.1
7	1'47.277	33.891	33.772	21.089	18.525	344.4
8	1'47.264 *	33.884	33.801	21.122	18.457*	344.4
9	1'47.198	33.704	33.777	21.110	18.607	341.2
10	1'47.655	34.116	33.746	21.258	18.535	341.2
11	1'47.496	33.814	33.770	21.291	18.621	341.2
12	1'47.424	33.836	33.824	21.143	18.621	341.2
13	1'47.691	33.844	33.867	21.457	18.523	339.6
14	1'48.403	34.053	34.188	21.507	18.655	338.0
15	1'48.831	33.945	34.147	21.371	19.368	338.0
16	1'48.025	34.042	33.915	21.461	18.607	339.6
17	1'48.378	34.043	33.859	21.757	18.719	339.6

Fastest Lap: Marco BEZZECCHI Mooney VR46 Racing ITA **1'45.028** 33.206 32.877 20.809 18.136

These data/results cannot be reproduced, stored and/or transmitted in whole or in part by any manner of electronic, mechanical, photocopying, recording, broadcasting or otherwise now known or herein after developed without the previous express consent by the copyright owner, except for reproduction in daily press and regular printed publications on sale to the public within 60 days of the event related to those data/results and always provided that copyright symbol appears together as follows below.
 © DORNA, 2023



Race

MotoGP

Lap	Lap Time	T1	T2	T3	T4	Speed	Lap	Lap Time	T1	T2	T3	T4	Speed
18	1'48.050	33.962	33.962	21.509	18.617	338.0	3	1'45.963	33.274	33.686	20.743	18.260	349.5
19	1'47.817	33.956	33.899	21.346	18.616	338.0	4	1'45.905	33.404	33.374	20.776	18.351	347.8
20	1'47.979	33.869	33.782	21.516	18.812	339.6	5	1'46.025	33.388	33.496	20.739	18.402	349.5
21	1'49.514	34.175	34.518	21.904	18.917	338.0	6	1'46.141	33.501	33.577	20.772	18.291	346.1

17th 49 **Fabio DI GIANNANTONI** DUCATI ITA
Gresini Racing MotoGP
Runs=1 Total laps=19 Full laps=17 Valid laps=16

Run #	1	Front Tyre	Slick-Medium	Rear Tyre	Slick-Soft	
		New Tyre		New Tyre		
1	1'50.205	36.024	34.726	21.198	18.257	351.2
2	1'46.223	33.323	33.536	21.014	18.350	349.5
3	1'46.229	33.504	33.440	20.959	18.326	346.1
4	1'45.967	33.346	33.425	20.857	18.339	344.4
5	1'46.258	33.432	33.454	20.993	18.379	342.8
6	1'46.253	33.519	33.512	20.881	18.341	346.1
7	1'46.308	33.446	33.595	20.933	18.334	342.8
8	1'46.166	33.447	33.425	20.895	18.399	344.4
9	1'46.071	33.358	33.442	20.837	18.434	344.4
10	1'46.325	33.455	33.447	21.046	18.377	341.2
11	1'46.136	33.524	33.417	20.866	18.329	344.4
12	1'46.480 *	33.484	33.548	20.972	18.476*	344.4
13	1'46.552	33.465	33.690	20.958	18.439	342.8
14	1'46.632	33.572	33.624	20.992	18.444	341.2
15	1'46.281	33.506	33.432	20.939	18.404	341.2
16	1'46.439	33.519	33.476	21.011	18.433	344.4
17	1'46.598	33.428	33.789	20.951	18.430	344.4
18	1'46.808	33.424	33.616	21.171	18.597	344.4
19	2'00.422 P	33.495	34.483	21.350	31.094	342.8

20th 37 **Augusto FERNANDEZ** KTM SPA
GASGAS Factory Racing Tech3
Runs=1 Total laps=6 Full laps=4 Valid laps=3

Run #	1	Front Tyre	Slick-Medium	Rear Tyre	Slick-Soft	
		New Tyre		New Tyre		
1	1'51.005	36.629	34.405	21.388	18.583	346.1
2	1'46.785 *	33.842	33.652	20.971	18.320*	346.1
3	1'45.945	33.425	33.407	20.821	18.292	344.4
4	1'46.672	33.446	33.573	20.998	18.655	344.4
5	1'49.944	34.183	34.488	22.561	18.712	341.2
6	1'59.795 P	34.903	35.501	22.856	26.535	342.8

18th 1 **Francesco BAGNAIA** DUCATI ITA
Ducati Lenovo Team
Runs=1 Total laps=13 Full laps=12 Valid laps=12

Run #	1	Front Tyre	Slick-Hard	Rear Tyre	Slick-Soft	
		New Tyre		New Tyre		
1	1'47.047	34.101	33.511	21.136	18.299	341.2
2	1'45.632	33.306	33.284	20.806	18.236	347.8
3	1'45.469	33.223	33.245	20.806	18.195	344.4
4	1'45.761	33.328	33.303	20.890	18.240	344.4
5	1'46.293	33.207	33.993	20.899	18.194	344.4
6	1'45.727	33.029	33.400	20.944	18.354	346.1
7	1'45.686	33.247	33.325	20.883	18.231	349.5
8	1'45.955	33.240	33.610	20.855	18.250	347.8
9	1'45.715	33.143	33.349	20.867	18.356	346.1
10	1'45.830	33.211	33.481	20.814	18.324	344.4
11	1'45.663	33.143	33.377	20.849	18.294	347.8
12	1'45.531	33.144	33.217	20.842	18.328	347.8
13	1'46.187	33.239	33.514	21.151	18.283	351.2
	unfinished	33.093				344.4

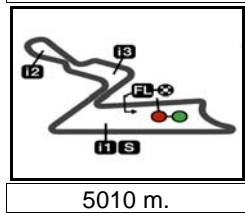
19th 41 **Aleix ESPARGARO** APRILIA SPA
Aprilia Racing
Runs=1 Total laps=11 Full laps=9 Valid laps=9

Run #	1	Front Tyre	Slick-Medium	Rear Tyre	Slick-Soft	
		New Tyre		New Tyre		
1	1'48.819	35.832	33.753	20.995	18.239	339.6
2	1'46.231	33.444	33.540	20.938	18.309	347.8

Fastest Lap: Marco BEZZECCHI Mooney VR46 Racing ITA **1'45.028** 33.206 32.877 20.809 18.136

These data/results cannot be reproduced, stored and/or transmitted in whole or in part by any manner of electronic, mechanical, photocopying, recording, broadcasting or otherwise now known or herein after developed without the previous express consent by the copyright owner, except for reproduction in daily press and regular printed publications on sale to the public within 60 days of the event related to those data/results and always provided that copyright symbol appears together as follows below.
© DORNA, 2023





IndianOil GRAND PRIX OF INDIA

Race

Analysis by Lap

35

Num	Lap Time	Gap												
Lap 1			37	1'45.945	6.327	5	1'46.281	7.952	36	1'46.230	6.097	89	1'45.704	4.379
72	1'46.982		12	1'46.011	6.940	49	1'46.253	8.250	33	1'45.899	7.094	1	1'45.531	4.639
1	1'47.047	0.065	88	1'46.362	7.333	30	1'46.710	8.914	41	1'45.874	7.554	20	1'45.978	6.488
89	1'47.369	0.387	6	1'47.062	8.681	44	1'46.771	9.444	21	1'46.171	9.555	36	1'45.843	7.498
93	1'47.610	0.628	51	1'47.150	9.256	25	1'46.658	9.584	5	1'46.027	9.954	33	1'45.761	8.347
20	1'48.026	1.044	43	1'46.635	9.526	12	1'46.224	10.241	49	1'46.071	10.393	5	1'46.108	11.904
36	1'48.177	1.195	Lap 4			88	1'46.132	10.676	12	1'46.234	12.507	21	1'46.903	12.467
5	1'48.344	1.362	72	1'45.108		93	1'56.430	13.980	30	1'46.897	12.637	49	1'46.480	12.951
33	1'48.563	1.581	1	1'45.761	1.393	43	1'48.141	16.071	25	1'46.444	13.475	12	1'45.987	14.326
41	1'48.819	1.837	89	1'45.571	1.518	6	1'48.483	16.191	88	1'46.561	14.081	30	1'46.678	16.147
21	1'49.452	2.470	93	1'45.760	2.170	51	1'47.662	16.512	44	1'46.926	14.489	25	1'46.577	16.538
30	1'49.657	2.675	20	1'45.759	2.938	37	1'59.795	27.261	93	1'45.723	15.071	93	1'46.136	16.723
44	1'49.904	2.922	36	1'45.742	3.180	Lap 7			43	1'46.458	19.534	44	1'46.882	19.059
49	1'50.205	3.223	5	1'45.793	3.699	72	1'45.355		6	1'46.640	20.014	88	1'46.453	19.355
25	1'50.387	3.405	33	1'45.843	3.992	89	1'45.628	3.038	51	1'47.198	21.849	43	1'46.624	23.561
43	1'50.622	3.640	41	1'45.905	4.402	1	1'45.686	3.375	Lap 10			6	1'46.662	23.850
37	1'51.005	4.023	21	1'46.110	5.615	20	1'45.930	4.387	72	1'45.425		51	1'47.424	28.041
88	1'51.230	4.248	30	1'46.238	5.948	36	1'45.847	5.048	89	1'45.868	3.997	Lap 13		
6	1'51.465	4.483	49	1'45.967	6.108	33	1'45.939	6.207	1	1'45.830	4.403	72	1'45.475	
12	1'51.879	4.897	44	1'45.964	6.735	41	1'45.880	6.724	20	1'45.848	5.528	1	1'46.187	5.351
51	1'52.001	5.019	25	1'46.053	6.987	21	1'46.090	8.211	36	1'45.991	6.663	89	1'46.635	5.539
Lap 2			37	1'46.672	7.891	5	1'46.304	8.901	33	1'45.840	7.509	20	1'45.831	6.844
72	1'45.398		12	1'46.190	8.022	49	1'46.308	9.203	41	1'46.002	8.131	36	1'46.517	8.540
1	1'45.632	0.299	88	1'46.403	8.628	30	1'46.630	10.189	21	1'46.187	10.317	33	1'45.946	8.818
89	1'45.560	0.549	6	1'47.070	10.643	44	1'46.587	10.676	5	1'46.102	10.631	5	1'45.920	12.349
93	1'45.647	0.877	43	1'46.933	11.351	25	1'46.575	10.804	49	1'46.325	11.293	21	1'46.553	13.545
20	1'45.883	1.529	51	1'47.788	11.936	12	1'46.185	11.071	12	1'45.848	12.930	49	1'46.552	14.028
36	1'45.848	1.645	Lap 5			88	1'46.406	11.727	30	1'46.572	13.784	12	1'46.155	15.006
5	1'46.128	2.092	72	1'45.067		93	1'45.893	14.518	25	1'46.321	14.371	30	1'46.820	17.492
33	1'46.277	2.460	89	1'45.734	2.185	43	1'46.708	17.424	93	1'46.273	15.919	93	1'46.623	17.871
41	1'46.231	2.670	1	1'46.293	2.619	6	1'46.943	17.779	44	1'46.954	16.018	25	1'46.920	17.983
21	1'46.322	3.394	93	1'45.749	2.852	51	1'47.277	18.434	88	1'48.655	17.311	44	1'46.937	20.521
30	1'46.277	3.554	20	1'45.530	3.401	Lap 8			43	1'46.479	20.588	88	1'46.969	20.849
49	1'46.223	4.048	36	1'45.917	4.030	72	1'45.447		6	1'46.477	21.066	43	1'46.671	24.757
44	1'46.675	4.199	33	1'46.001	4.926	89	1'45.925	3.516	51	1'47.655	24.079	6	1'46.648	25.023
25	1'46.644	4.651	41	1'46.025	5.360	1	1'45.955	3.883	Lap 11			51	1'47.691	30.257
37	1'46.785	5.410	21	1'46.108	6.656	20	1'45.803	4.743	72	1'45.387		Lap 14		
12	1'46.458	5.957	5	1'48.341	6.973	36	1'45.866	5.467	89	1'45.636	4.246	72	1'45.781	
88	1'47.149	5.999	49	1'46.258	7.299	33	1'46.035	6.795	1	1'45.663	4.679	89	1'45.767	5.525
6	1'47.562	6.647	30	1'46.625	7.506	41	1'46.003	7.280	20	1'45.940	6.081	20	1'45.963	7.026
51	1'47.513	7.134	44	1'46.307	7.975	21	1'46.220	8.984	36	1'45.950	7.226	36	1'46.019	8.778
43	1'49.677	7.919	25	1'46.308	8.228	5	1'46.073	9.527	33	1'46.035	8.157	33	1'45.985	9.022
Lap 3			12	1'46.364	9.319	49	1'46.166	9.922	21	1'46.205	11.135	5	1'46.348	12.916
72	1'45.028		88	1'46.285	9.846	30	1'46.598	11.340	5	1'46.123	11.367	21	1'46.491	14.255
1	1'45.469	0.740	37	1'49.944	12.768	12	1'46.249	11.873	49	1'46.136	12.042	49	1'46.632	14.879
89	1'45.534	1.055	6	1'47.434	13.010	25	1'47.274	12.631	12	1'46.367	13.910	12	1'46.188	15.413
93	1'45.669	1.518	43	1'46.948	13.232	88	1'46.840	13.120	30	1'46.643	15.040	93	1'45.972	18.062
20	1'45.786	2.287	51	1'47.283	14.152	44	1'47.934	13.163	25	1'46.548	15.532	30	1'46.996	18.707
36	1'45.929	2.546	Lap 6			93	1'45.877	14.948	93	1'45.626	16.158	25	1'46.695	18.897
5	1'45.950	3.014	72	1'45.302		43	1'46.699	18.676	44	1'47.117	17.748	44	1'47.145	21.885
33	1'45.825	3.257	89	1'45.882	2.765	6	1'46.642	18.974	88	1'46.549	18.473	88	1'47.097	22.165
41	1'45.963	3.605	1	1'45.727	3.044	51	1'47.264	20.251	43	1'47.307	22.508	43	1'46.620	25.596
21	1'46.247	4.613	20	1'45.713	3.812	Lap 9			6	1'47.080	22.759	6	1'46.868	26.110
30	1'46.292	4.818	36	1'45.828	4.556	72	1'45.600		51	1'47.496	26.188	51	1'48.403	32.879
49	1'46.229	5.249	33	1'45.999	5.623	89	1'45.638	3.554	Lap 12			Lap 15		
44	1'46.708	5.879	41	1'46.141	6.199	1	1'45.715	3.998	72	1'45.571		72	1'45.667	
25	1'46.419	6.042	21	1'46.122	7.476	20	1'45.962	5.105			89	1'45.911	5.769	

Lapped rider

These data/results cannot be reproduced, stored and/or transmitted in whole or in part by any manner of electronic, mechanical, photocopying, recording, broadcasting or otherwise now known or herein after developed without the previous express consent by the copyright owner, except for reproduction in daily press and regular printed publications on sale to the public within 60 days of the event related to those data/results and always provided that copyright symbol appears together as follows below.

© DORNA, 2023



Num	Lap Time	Gap			
20	1'45.988	7.347	6	1'47.355	31.594
36	1'46.002	9.113	51	1'48.050	42.892
33	1'46.078	9.433			
5	1'46.107	13.356	Lap 19		
21	1'46.332	14.920	72	1'46.080	
49	1'46.281	15.493	89	1'45.980	6.591
12	1'46.076	15.822	20	1'46.191	8.014
93	1'45.941	18.336	33	1'46.700	11.732
30	1'46.759	19.799	36	1'46.811	12.078
25	1'46.979	20.209	5	1'45.926	14.200
88	1'47.086	23.584	21	1'46.487	16.851
44	1'47.430	23.648	12	1'46.118	17.400
43	1'46.562	26.491	93	1'46.384	19.145
6	1'46.845	27.288	25	1'46.954	24.649
51	1'48.831	36.043	30	1'47.790	26.762
			88	1'46.986	28.172
Lap 16			44	1'46.919	28.881
72	1'45.900		43	1'46.852	29.622
89	1'45.966	5.835	49	2'00.422	32.076
20	1'46.012	7.459	6	1'47.420	32.934
36	1'46.170	9.383	51	1'47.817	44.629
33	1'46.090	9.623			
5	1'46.269	13.725	Lap 20		
21	1'46.345	15.365	72	1'46.241	
49	1'46.439	16.032	89	1'46.249	6.599
12	1'46.336	16.258	20	1'46.307	8.080
93	1'46.075	18.511	33	1'47.040	12.531
30	1'46.934	20.833	36	1'46.988	12.825
25	1'46.963	21.272	5	1'46.356	14.315
88	1'47.136	24.820	21	1'46.490	17.100
44	1'47.524	25.272	12	1'46.262	17.421
43	1'46.318	26.909	93	1'46.229	19.133
6	1'47.206	28.594	25	1'47.101	25.509
51	1'48.025	38.168	30	1'47.416	27.937
			88	1'47.106	29.037
Lap 17			44	1'46.848	29.488
72	1'45.838		43	1'46.743	30.124
89	1'46.888	6.885	6	1'47.753	34.446
20	1'45.957	7.578	51	1'47.979	46.367
33	1'46.388	10.173			
36	1'46.990	10.535	Lap 21		
5	1'46.295	14.182	72	1'46.639	
21	1'46.366	15.893	89	1'48.689	8.649
49	1'46.598	16.792	20	1'47.414	8.855
12	1'46.647	17.067	33	1'46.751	12.643
93	1'46.124	18.797	36	1'47.028	13.214
25	1'47.243	22.677	5	1'46.997	14.673
30	1'48.558	23.553	21	1'46.485	16.946
88	1'46.977	25.959	12	1'46.409	17.191
44	1'47.161	26.595	93	1'46.624	19.118
43	1'47.071	28.142	25	1'47.634	26.504
6	1'47.349	30.105	30	1'47.223	28.521
51	1'48.378	40.708	88	1'46.690	29.088
			44	1'46.879	29.728
Lap 18			43	1'47.839	31.324
72	1'45.866		6	1'47.975	35.782
89	1'45.672	6.691	51	1'49.514	49.242
20	1'46.191	7.903			
33	1'46.805	11.112			
36	1'46.678	11.347			
5	1'46.038	14.354			
21	1'46.417	16.444			
12	1'46.161	17.362			
49	1'46.808	17.734			
93	1'45.910	18.841			
25	1'46.964	23.775			
30	1'47.365	25.052			
88	1'47.173	27.266			
44	1'47.313	28.042			
43	1'46.574	28.850			

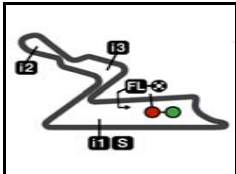
Lapped rider

These data/results cannot be reproduced, stored and/or transmitted in whole or in part by any manner of electronic, mechanical, photocopying, recording, broadcasting or otherwise now known or herein after developed without the previous express consent by the copyright owner, except for reproduction in daily press and regular printed publications on sale to the public within 60 days of the event related to those data/results and always provided that copyright symbol appears together as follows below.

© DORNA, 2023

Official MotoGP Timing by TISSOT
www.motogp.com





IndianOil GRAND PRIX OF INDIA

MotoGP™

5010 m.

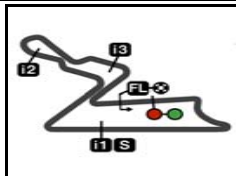
2023 Rookie of the Year Classification

36

Rider	Points	Leader	Prev	POR	ARG	AME	SPA	FRA	ITA	GER	NED	GBR	AUT	CAT	RSM	IND	JPN	INA	AUS	THA	MAL	QAT	VAL	
1 FERNANDEZ Augusto [SPA]	58			3	5	6	3	13	1	5	6	7	2	7	-	-								
				- 3	- 5	- 6	- 3	- 13	- 1	- 5	- 6	2 5	- 2	- 7	- -	-								

These data/results cannot be reproduced, stored and/or transmitted in whole or in part by any manner of electronic, mechanical, photocopying, recording, broadcasting or otherwise now known or herein after developed without the previous express consent by the copyright owner, except for reproduction in daily press and regular printed publications on sale to the public within 60 days of the event related to those data/results and always provided that copyright symbol appears together as follows below.
© DORNA, 2023





IndianOil GRAND PRIX OF INDIA

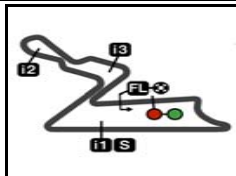
5010 m.

2023 Independent Team Classification

Rider	Points	Leader	Prev	POR	ARG	AME	SPA	FRA	ITA	GER	NED	GBR	AUT	CAT	RSM	IND	JPN	INA	AUS	THA	MAL	QAT	VAL	
1 MARTIN Jorge [SPA]	279			9 9 -	13 2 11	7 7 -	19 6 13	32 12 20	27 7 20	37 12 25	15 4 11	14 4 10	16 7 9	21 5 16	37 12 25	32 12 20								
2 BEZZECCHI Marco [ITA]	248	31	31	16 - 16	34 9 25	14 4 10	1 1 -	28 3 25	17 9 8	16 3 13	32 12 20	9 9 -	16 - 16	6 2 4	29 9 20	30 5 25								
3 ZARCO Johann [FRA]	157	122	91	15 2 13	20 - 20	9 - 9	2 2 -	20 4 16	22 6 16	21 5 16	- - -	13 6 7	3 - 3	16 3 13	6 - 6	10 - 10								
4 MARINI Luca [ITA]	135	144	22	- - -	15 7 8	23 3 20	10 - 10	6 6 -	18 5 13	17 6 11	9 - 9	9 - 9	13 - 13	5 - 5	10 3 7	- -								
5 MARQUEZ Alex [SPA]	108	171	27	12 1 11	21 5 16	- - -	8 - 8	- - -	- - -	11 2 9	11 1 10	12 12 -	17 6 11	10 - 10	6 1 5	- -								
6 OLIVEIRA Miguel [POR]	69	210	39	3 3 -	- - -	13 2 11	5 5 -	- - -	- - -	6 - 6	- - -	13 - 13	- - -	15 4 11	10 - 10	4 - 4								
7 FERNANDEZ Augusto [SPA]	58	221	11	3 - 3	5 - 5	6 - 6	3 - 3	13 - 13	1 - 1	5 - 5	6 - 6	7 2 5	2 - 2	7 - 7	- -	- -								
8 RINS Alex [SPA]	47	232	11	6 - 6	7 - 7	34 9 25	- - -	- - -	- - -	- - -	- - -	- - -	- - -	- - -	- - -	- -								
9 DI GIANNANTONIO Fabio [ITA]	43	236	4	- - -	6 - 6	7 - 7	4 - 4	8 - 8	2 - 2	7 - 7	- - -	3 - 3	- - -	6 - 6	- -	- -								
10 NAKAGAMI Takaaki [JPN]	40	239	3	4 - 4	3 - 3	- - -	7 - 7	7 - 7	3 - 3	2 - 2	8 - 8	- - -	- - -	1 - 1	- -	5 - 5								
11 FERNANDEZ Raul [SPA]	29	250	11	- - -	2 - 2	- - -	1 - 1	- - -	- - -	1 - 1	4 - 4	6 - 6	- - -	- - -	8 - 8	7 1 6								
12 ESPARGARO Pol [SPA]	11	268	18	- - -	- - -	- - -	- - -	- - -	- - -	- - -	- - -	4 - 4	4 4 -	- -	- -	3 - 3								
13 FOLGER Jonas [GER]	9	270	2	- - -	- - -	4 - 4	- - -	3 - 3	- - -	- - -	2 - 2	- - -	- - -	- - -	- -	- -								

These data/results cannot be reproduced, stored and/or transmitted in whole or in part by any manner of electronic, mechanical, photocopying, recording, broadcasting or otherwise now known or herein after developed without the previous express consent by the copyright owner, except for reproduction in daily press and regular printed publications on sale to the public within 60 days of the event related to those data/results and always provided that copyright symbol appears together as follows below.
© DORNA, 2023





IndianOil GRAND PRIX OF INDIA

5010 m.

2023 Independent Team Classification

36

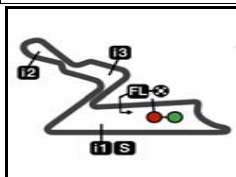
Rider	Points	Leader	Prev	POR	ARG	AME	SPA	FRA	ITA	GER	NED	GBR	AUT	CAT	RSM	IND	JPN	INA	AUS	THA	MAL	QAT	VAL	
14 SAVADORI Lorenzo [ITA]	4	275	5	-	-	-	-	4	-	-	-	-	-	-	-	-								
15 BRADL Stefan [GER]	4	275	0	-	-	-	-	-	-	3	-	-	-	-	-	1								

Team	Points	Leader	Previous	POR	ARG	AME	SPA	FRA	ITA	GER	NED	GBR	AUT	CAT	RSM	IND	JPN	INA	AUS	THA	MAL	QAT	VAL
1 PRIMA PRAMAC RACING	436			24	33	16	21	52	49	58	15	27	19	37	43	42							
2 MOONEY VR46 RACING TEAM	383	53	53	16	49	37	11	34	35	33	41	18	29	11	39	30							
3 GRESINI RACING MOTOGP	151	285	232	12	27	7	12	8	2	18	11	15	17	16	6	-							
4 CRYPTODATA RNF MOTOGP TEAM	102	334	49	3	2	13	6	4	-	7	4	19	-	15	18	11							
5 LCR HONDA	91	345	11	10	10	34	7	7	3	2	11	-	-	1	-	6							
6 GASGAS FACTORY RACING TECH3	78	358	13	3	5	10	3	16	1	5	8	11	6	7	-	3							

These data/results cannot be reproduced, stored and/or transmitted in whole or in part by any manner of electronic, mechanical, photocopying, recording, broadcasting or otherwise now known or herein after developed without the previous express consent by the copyright owner, except for reproduction in daily press and regular printed publications on sale to the public within 60 days of the event related to those data/results and always provided that copyright symbol appears together as follows below.

© DORNA, 2023





5010 m.

2023 Riders Performance

(Qualifying Position / Sprint Starting Position - Sprint Position / Race Starting Position - Race Position)

37

Rider	Points	POR	ARG	AME	SPA	FRA	ITA	GER	NED	GBR	AUT	CAT	RSM	IND	JPN	INA	AUS	THA	MAL	QAT	VAL	
1 BAGNAIA Francesco	292	2	3	1	5	1	1	1	2	4	1	1	3	3								
		2-1	3-6	1-1	5-2	1-3	1-1	1-2	2-2	4-14	1-1	1-2	3-3	3-2								
		2-1	3-16	1-NC	5-1	1-NC	1-1	1-2	2-1	4-2	1-1	-	3-3	3-NC								
2 MARTIN Jorge	279	3	8	12	3	5	6	6	10	7	12	5	1	2								
		3-2	8-8	12-3	3-4	5-1	6-3	6-1	10-6	7-6	12-3	5-5	1-1	2-1								
		3-NC	8-5	12-NL	3-4	5-2	5-2	6-1	10-5	7-6	12-7	5-3	1-1	2-2								
3 BEZZECCHI Marco	248	8	2	5	13	7	7	5	1	1	7	10	2	1								
		8-NC	2-2	5-6	13-9	7-7	7-2	5-7	1-1	1-2	7-NC	10-8	2-2	1-5								
		7-3	2-1	5-6	13-NC	7-1	7-8	5-4	1-2	1-NC	7-3	10-12	2-2	1-1								
4 BINDER Brad	192	15	15	11	4	10	11	9	5	10	3	9	7	14								
		15-12	15-1	11-5	4-1	10-2	11-11	9-6	5-5	10-9	3-2	9-4	7-5	13-4								
		14-6	15-17	11-13	4-2	10-6	10-5	8-NC	5-4	10-3	3-2	9-NC	7-14	12-4								
5 ESPARGARO Aleix	160	12	9	6	1	11	8	10	6	12	11	2	6	10								
		12-6	9-NC	6-4	1-NC	11-8	8-8	10-9	6-4	12-5	11-7	2-1	6-8	10-NC								
		11-9	9-15	6-NL	1-5	11-5	8-6	9-16	6-3	12-1	11-9	2-1	6-12	9-NC								
6 ZARCO Johann	157	10	6	9	8	9	9	4	8	9	10	6	16	7								
		10-8	6-13	9-11	8-8	9-6	9-4	4-5	8-13	9-4	10-NC	6-7	16-14	7-NC								
		9-4	6-2	9-7	8-NC	9-3	9-3	4-3	8-NC	9-9	10-13	6-4	16-10	6-6								
7 VIÑALES Maverick	138	7	5	8	10	6	13	13	7	8	2	4	4	9								
		7-5	5-7	8-10	10-7	6-9	13-13	13-NC	7-7	8-3	2-8	4-3	4-6	9-8								
		6-2	5-12	8-4	10-NC	6-NC	12-12	12-NC	7-NC	8-5	2-6	4-2	4-5	8-8								
8 MARINI Luca	135	9	7	3	9	3	4	2	3	6	6	18	8	4								
		9-NC	7-3	3-7	9-10	3-4	4-5	2-4	3-10	6-11	6-NC	18-12	8-7	4-NL								
		8-NC	7-8	3-2	9-6	3-NC	3-4	2-5	3-7	6-7	6-4	18-11	8-9	-								
9 MILLER Jack	109	5	16	10	2	4	5	3	12	2	4	13	18	16								
		5-4	16-10	10-9	2-3	4-NC	5-6	3-3	12-11	2-7	4-5	13-16	18-15	15-7								
		5-7	16-6	10-NC	2-3	4-NC	4-7	3-6	12-NC	2-8	4-15	12-8	18-NC	14-14								

NC=Not classified NL=Not finished first lap NP=Not started race re-start N2=Not finished first lap race re-start EX=Excluded NS=Not Started DS=Disqualified

These data/results cannot be reproduced, stored and/or transmitted in whole or in part by any manner of electronic, mechanical, photocopying, recording, broadcasting or otherwise now known or herein after developed without the previous express consent by the copyright owner, except for reproduction in daily press and regular printed publications on sale to the public within 60 days of the event related to those data/results and always provided that copyright symbol appears together as follows below.
© DORNA, 2023

Official MotoGP Timing by **TISSOT**
www.motogp.com



Rider	Points	POR	ARG	AME	SPA	FRA	ITA	GER	NED	GBR	AUT	CAT	RSM	IND	JPN	INA	AUS	THA	MAL	QAT	VAL		
10 MARQUEZ Alex	108	13	1	4	12	8	3	8	9	3	5	7	11	12									
		13-9	1-5	4-NC	12-NC	8-15	3-NL	8-8	9-9	3-1	5-4	7-10	11-9	-									
		12-5	1-3	4-NL	12-8	8-NC	6-NC	7-7	9-6	3-NC	5-5	7-6	11-11	-									
11 QUARTARARO Fabio	105	11	10	7	16	13	15	12	4	22	9	17	13	8									
		11-10	10-9	7-19	16-12	13-NC	15-10	12-13	4-3	22-21	9-15	17-18	13-13	8-6									
		10-8	10-7	7-3	16-10	13-7	14-11	11-13	4-NC	22-15	9-8	17-7	13-13	7-3									
12 MORBIDELLI Franco	77	17	4	14	14	17	14	17	15	11	15	16	19	17									
		17-14	4-4	14-14	14-16	17-13	14-16	17-15	15-15	11-15	15-9	16-15	19-18	16-15									
		16-14	4-4	14-8	14-11	17-10	13-10	16-12	15-9	11-14	14-11	16-14	19-15	15-7									
13 OLIVEIRA Miguel	69	4	-	15	7	-	18	16	11	16	8	3	10	19									
		4-7	-	15-8	7-5	-	18-12	16-16	11-19	16-10	8-NL	3-6	10-12	18-12									
		4-NC	-	15-5	-	-	17-NC	15-10	11-NC	16-4	8-NC	3-5	10-6	17-12									
14 FERNANDEZ Augusto	58	19	17	20	21	12	21	15	21	5	22	19	17	18									
		19-NL	17-16	20-16	21-17	12-NC	21-20	15-14	21-14	5-8	22-17	19-17	17-19	17-11									
		18-13	17-11	20-10	21-13	12-4	20-15	14-11	20-10	5-11	22-14	19-9	17-16	16-NC									
15 RINS Alex	47	16	12	2	18	18	10	-	-	-	-	-	-	-									
		16-13	12-15	2-2	18-13	18-11	10-NC	-	-	-	-	-	-	-									
		15-10	12-9	2-1	18-NC	18-NC	-	-	-	-	-	-	-	-									
16 MARQUEZ Marc	45	1	-	-	-	2	2	7	17	14	18	12	9	6									
		1-3	-	-	-	2-5	2-7	7-11	17-17	14-18	18-10	12-11	9-10	6-3									
		1-NC	-	-	-	2-NC	2-NC	-	-	14-NC	18-12	11-13	9-7	5-9									
17 DI GIANNANTONIO Fabio	43	21	14	16	15	15	19	14	13	18	20	8	21	13									
		21-16	14-12	16-17	15-11	15-12	19-14	14-12	13-NC	18-12	20-11	8-13	21-17	12-10									
		20-NC	14-10	16-9	15-12	15-8	18-14	13-9	13-NC	18-13	20-17	8-10	21-17	11-NC									
18 NAKAGAMI Takaaki	40	18	11	17	11	14	16	18	14	21	19	21	20	15									
		18-15	11-11	17-13	11-NC	14-10	16-17	18-17	14-12	21-20	19-NC	21-20	20-21	14-13									
		17-12	11-13	17-NC	11-9	14-9	15-13	17-14	14-8	21-16	19-18	21-15	20-19	13-11									
19 PEDROSA Dani	32	-	-	-	6	-	-	-	-	-	-	-	5	-									
		-	-	-	6-6	-	-	-	-	-	-	-	-	5-4	-								
		-	-	-	6-7	-	-	-	-	-	-	-	-	5-4	-								
20 FERNANDEZ Raul	29	20	13	19	17	-	20	19	16	20	17	15	12	11									
		20-11	13-14	19-15	17-14	-	20-19	19-18	16-18	20-19	17-14	15-14	12-11	11-9									
		19-NC	13-14	19-NC	17-15	-	19-17	18-15	16-12	20-10	17-NC	15-NC	12-8	10-10									

NC=Not classified NL=Not finished first lap NP=Not started race re-start N2=Not finished first lap race re-start EX=Excluded NS=Not Started DS=Disqualified

These data/results cannot be reproduced, stored and/or transmitted in whole or in part by any manner of electronic, mechanical, photocopying, recording, broadcasting or otherwise now known or herein after developed without the previous express consent by the copyright owner, except for reproduction in daily press and regular printed publications on sale to the public within 60 days of the event related to those data/results and always provided that copyright symbol appears together as follows below.
© DORNA, 2023

Official MotoGP Timing by TISSOT
www.motogp.com



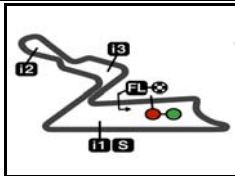
	Rider	Points	POR	ARG	AME	SPA	FRA	ITA	GER	NED	GBR	AUT	CAT	RSM	IND	JPN	INA	AUS	THA	MAL	QAT	VAL	
21	BASTIANINI Enea	25	6	-	-	24	-	12	11	18	13	14	11	-	-								
			6-NC	-	-	-	-	12-9	11-10	18-8	13-13	14-13	11-9	-	-								
			-	-	-	-	-	11-9	10-8	17-NC	13-NC	13-10	-	-	-								
22	MIR Joan	16	14	18	13	20	16	-	-	-	19	16	20	22	5								
			14-NL	18-NL	13-12	20-NC	16-14	-	-	-	19-17	16-12	20-21	22-23	5-NC								
			13-11	-	13-NC	20-NC	16-NC	-	-	-	19-NC	15-NC	20-17	22-NC	4-5								
23	ESPARGARO Pol	11	22	-	-	-	-	-	-	-	15	13	14	23	20								
			-	-	-	-	-	-	-	-	-	15-16	13-6	14-NC	23-16	19-NL							
			-	-	-	-	-	-	-	-	-	15-12	16-16	13-NC	23-NC	18-13							
24	SAVADORI Lorenzo	9	-	-	-	-	20	22	-	19	-	23	-	-	-								
			-	-	-	-	20-17	22-18	-	19-16	-	23-NC	-	-	-								
			-	-	-	-	20-12	21-18	-	18-11	-	23-19	-	-	-								
25	FOLGER Jonas	9	-	-	22	22	21	23	20	23	-	-	-	-	-								
			-	-	22-20	22-19	21-NC	23-21	20-NC	23-21	-	-	-	-	-								
			-	-	22-12	22-17	21-13	22-19	19-17	22-14	-	-	-	-	-								
26	BRADL Stefan	6	-	-	21	19	-	-	-	20	-	-	-	15	21								
			-	-	21-18	19-15	-	-	-	20-22	-	-	-	15-22	20-NL								
			-	-	21-NC	19-14	-	-	-	19-13	-	-	-	15-18	19-15								
27	PIRRO Michele	5	-	-	18	-	-	17	-	-	-	-	-	14	22								
			-	-	18-NC	-	-	17-15	-	-	-	-	-	14-20	21-14								
			-	-	18-11	-	-	16-16	-	-	-	-	-	14-NC	20-16								
28	PETRUCCI Danilo	5	-	-	-	-	19	-	-	-	-	-	-	-	-								
			-	-	-	-	19-16	-	-	-	-	-	-	-	-								
			-	-	-	-	19-11	-	-	-	-	-	-	-	-								
29	LECUONA Iker	0	-	-	-	23	-	-	-	22	17	21	22	-	-								
			-	-	-	23-18	-	-	-	22-20	17-22	21-16	22-19	-	-								
			-	-	-	23-16	-	-	-	21-NC	17-17	21-20	22-16	-	-								

NC=Not classified NL=Not finished first lap NP=Not started race re-start N2=Not finished first lap race re-start EX=Excluded NS=Not Started DS=Disqualified

These data/results cannot be reproduced, stored and/or transmitted in whole or in part by any manner of electronic, mechanical, photocopying, recording, broadcasting or otherwise now known or herein after developed without the previous express consent by the copyright owner, except for reproduction in daily press and regular printed publications on sale to the public within 60 days of the event related to those data/results and always provided that copyright symbol appears together as follows below.
© DORNA, 2023

Official MotoGP Timing by **TISSOT**
www.motogp.com





5010 m.

IndianOil GRAND PRIX OF INDIA
Official Starting Grid

Race : 21 laps = 105.21 km



1	1 1'43.947 72 Marco BEZZECCHI Ducati	2	2 1'43.990 89 Jorge MARTIN Ducati	3	3 1'44.203 1 Francesco BAGNAIA Ducati
2	4 1'44.454 36 Joan MIR Honda	3	5 1'44.469 93 Marc MARQUEZ Honda	4	6 1'44.515 5 Johann ZARCO Ducati
3	7 1'44.724 20 Fabio QUARTARARO Yamaha	4	8 1'44.741 12 Maverick VIÑALES Aprilia	5	9 1'44.750 41 Aleix ESPARGARO Aprilia
4	10 1'45.194 25 Raul FERNANDEZ Aprilia	5	11 1'44.529 49 Fabio DI GIANNANTONIO Ducati	6	12 1'44.651 33 Brad BINDER KTM
5	13 1'44.735 30 Takaaki NAKAGAMI Honda	6	14 1'45.030 43 Jack MILLER KTM	7	15 1'45.037 21 Franco MORBIDELLI Yamaha
6	16 1'45.066 37 Augusto FERNANDEZ KTM	7	17 1'45.375 88 Miguel OLIVEIRA Aprilia	8	18 1'45.452 44 Pol ESPARGARO KTM
7	19 1'45.517 6 Stefan BRADL Honda	8	20 1'46.147 51 Michele PIRRO Ducati		

The results are provisional until the end of the limit for protest and appeals and until the ratification of the Event Management Committee.

Time limit for protest expires 60' at the latest after publication of the results - Time:

These data/results cannot be reproduced, stored and/or transmitted in whole or in part by any manner of electronic, mechanical, photocopying, recording, broadcasting or otherwise now known or herein after developed without the previous express consent by the copyright owner, except for reproduction in daily press and regular printed publications on sale to the public within 60 days of the event related to those data/results and always provided that copyright symbol appears together as follows below.

© DORNA, 2023

Official MotoGP Timing by **TISSOT**
www.motogp.com



Greater Noida, Sunday, September 24, 2023



5010 m.

IndianOil GRAND PRIX OF INDIA

Race

Top Speed & Average



<i>Rider</i>	<i>Nation</i>	<i>Motorcycle</i>	<i>Top 5 speeds</i>					<i>Average</i>	<i>Top</i>
12 Maverick VIÑALES	SPA	APRILIA	352.9	351.2	351.2	351.2	351.2	351.5	352.9
43 Jack MILLER	AUS	KTM	352.9	347.8	346.1	346.1	346.1	347.3	352.9
44 Pol ESPARGARO	SPA	KTM	352.9	349.5	346.1	346.1	346.1	347.4	352.9
1 Francesco BAGNAIA	ITA	DUCATI	351.2	349.5	347.8	347.8	347.8	348.7	351.2
5 Johann ZARCO	FRA	DUCATI	351.2	351.2	349.5	347.8	346.1	347.4	351.2
30 Takaaki NAKAGAMI	JPN	HONDA	351.2	349.5	347.8	347.8	346.1	348.1	351.2
33 Brad BINDER	RSA	KTM	351.2	349.5	349.5	349.5	349.5	349.8	351.2
49 Fabio DI GIANNANTONIO	ITA	DUCATI	351.2	349.5	346.1	346.1	344.4	345.7	351.2
88 Miguel OLIVEIRA	POR	APRILIA	351.2	351.2	351.2	349.5	349.5	350.4	351.2
36 Joan MIR	SPA	HONDA	349.5	346.1	344.4	344.4	342.8	344.0	349.5
41 Aleix ESPARGARO	SPA	APRILIA	349.5	349.5	347.8	347.8	347.8	348.5	349.5
89 Jorge MARTIN	SPA	DUCATI	349.5	347.8	347.8	347.8	346.1	347.2	349.5
93 Marc MARQUEZ	SPA	HONDA	349.5	347.8	346.1	346.1	344.4	345.4	349.5
6 Stefan BRADL	GER	HONDA	347.8	347.8	346.1	346.1	346.1	346.6	347.8
21 Franco MORBIDELLI	ITA	YAMAHA	347.8	346.1	346.1	346.1	346.1	346.4	347.8
25 Raul FERNANDEZ	SPA	APRILIA	347.8	344.4	344.4	344.4	344.4	344.7	347.8
51 Michele PIRRO	ITA	DUCATI	347.8	347.8	346.1	346.1	344.4	345.7	347.8
20 Fabio QUARTARARO	FRA	YAMAHA	346.1	346.1	346.1	344.4	344.4	344.8	346.1
37 Augusto FERNANDEZ	SPA	KTM	346.1	346.1	344.4	344.4	342.8	344.8	346.1
72 Marco BEZZECCHI	ITA	DUCATI	346.1	346.1	346.1	346.1	346.1	346.1	346.1

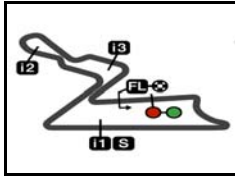
These data/results cannot be reproduced, stored and/or transmitted in whole or in part by any manner of electronic, mechanical, photocopying, recording, broadcasting or otherwise now known or herein after developed without the previous express consent by the copyright owner, except for reproduction in daily press and regular printed publications on sale to the public within 60 days of the event related to those data/results and always provided that copyright symbol appears together as follows below.

© DORNA, 2023

Official MotoGP Timing by **TISSOT**
www.motogp.com




Greater Noida, Sunday, September 24, 2023



5010 m.

IndianOil GRAND PRIX OF INDIA**Race****Fastest Laps Sequence**

<i>Lap</i>	<i>Race Time</i>	 <i>Rider</i>	<i>Nation</i>	<i>Motorcycle</i>	<i>Time</i>	<i>Km/h</i>	<i>Riders's Lap</i>
2	3'32.380	72 Marco BEZZECCHI	ITA	DUCATI	1'45.398	171.1	2
3	5'17.408	72 Marco BEZZECCHI	ITA	DUCATI	1'45.028	171.7	3

These data/results cannot be reproduced, stored and/or transmitted in whole or in part by any manner of electronic, mechanical, photocopying, recording, broadcasting or otherwise now known or herein after developed without the previous express consent by the copyright owner, except for reproduction in daily press and regular printed publications on sale to the public within 60 days of the event related to those data/results and always provided that copyright symbol appears together as follows below.

© DORNA, 2023

Official MotoGP Timing by **TISSOT**
www.motogp.com

Greater Noida, Sunday, September 24, 2023

