


4301 m.

PERTAMINA GRAND PRIX OF INDONESIA
Free Practice Nr. 1
Classification

3

	Rider	Nation	Team	Motorcycle	Time	Lap Total	Gap	Top Speed
1	89 Jorge MARTIN	SPA	Prima Pramac Racing	DUCATI	1'31.811	20 21		313.0
2	12 Maverick VIÑALES	SPA	Aprilia Racing	APRILIA	1'31.913	21 21	0.102 0.102	309.4
3	41 Aleix ESPARGARO	SPA	Aprilia Racing	APRILIA	1'32.347	15 20	0.536 0.434	311.2
4	21 Franco MORBIDELLI	ITA	Monster Energy Yamaha MotoGP	YAMAHA	1'32.541	22 22	0.730 0.194	308.5
5	72 Marco BEZZECCHI	ITA	Mooney VR46 Racing Team	DUCATI	1'32.552	18 18	0.741 0.011	307.6
6	1 Francesco BAGNAIA	ITA	Ducati Lenovo Team	DUCATI	1'32.570	13 20	0.759 0.018	310.3
7	43 Jack MILLER	AUS	Red Bull KTM Factory Racing	KTM	1'32.646	21 21	0.835 0.076	312.1
8	33 Brad BINDER	RSA	Red Bull KTM Factory Racing	KTM	1'32.668	17 17	0.857 0.022	311.2
9	23 Enea BASTIANINI	ITA	Ducati Lenovo Team	DUCATI	1'32.763	18 19	0.952 0.095	306.8
10	10 Luca MARINI	ITA	Mooney VR46 Racing Team	DUCATI	1'32.811	13 19	1.000 0.048	306.8
11	49 Fabio DI GIANNANTONIO	ITA	Gresini Racing MotoGP	DUCATI	1'32.851	13 20	1.040 0.040	305.0
12	20 Fabio QUARTARARO	FRA	Monster Energy Yamaha MotoGP	YAMAHA	1'32.868	11 19	1.057 0.017	310.3
13	30 Takaaki NAKAGAMI	JPN	LCR Honda IDEMITSU	HONDA	1'32.878	20 20	1.067 0.010	308.5
14	93 Marc MARQUEZ	SPA	Repsol Honda Team	HONDA	1'32.893	15 22	1.082 0.015	311.2
15	5 Johann ZARCO	FRA	Prima Pramac Racing	DUCATI	1'33.101	19 19	1.290 0.208	310.3
16	37 Augusto FERNANDEZ	SPA	GASGAS Factory Racing Tech3	KTM	1'33.139	20 20	1.328 0.038	307.6
17	25 Raul FERNANDEZ	SPA	CryptoDATA RNF MotoGP Team	APRILIA	1'33.248	15 19	1.437 0.109	306.8
18	36 Joan MIR	SPA	Repsol Honda Team	HONDA	1'33.431	14 19	1.620 0.183	311.2
19	88 Miguel OLIVEIRA	POR	CryptoDATA RNF MotoGP Team	APRILIA	1'33.447	14 15	1.636 0.016	308.5
20	73 Alex MARQUEZ	SPA	Gresini Racing MotoGP	DUCATI	1'33.556	11 13	1.745 0.109	309.4
21	42 Alex RINS	SPA	LCR Honda CASTROL	HONDA	1'33.660	17 18	1.849 0.104	305.9
22	44 Poi ESPARGARO	SPA	GASGAS Factory Racing Tech3	KTM	1'34.547	8 18	2.736 0.887	307.6

Practice condition: **Dry**
 Air: **32°**
 Humidity: **69%**
 Ground: **58°**

Fastest Lap:	Lap: 20	Jorge MARTIN	1'31.811	168.6 Km/h
Best Race Lap:	2022	Fabio QUARTARARO	1'38.749	156.7 Km/h
All Time Lap Record:	2022	Fabio QUARTARARO	1'31.067	170.0 Km/h

The results are provisional until the end of the limit for protest and appeals.

Time limit for protest expires 60' after publication of the results - Time:

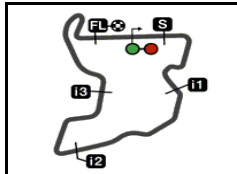
These data/results cannot be reproduced, stored and/or transmitted in whole or in part by any manner of electronic, mechanical, photocopying, recording, broadcasting or otherwise now known or herein after developed without the previous express consent by the copyright owner, except for reproduction in daily press and regular printed publications on sale to the public within 60 days of the event related to those data/results and always provided that copyright symbol appears together as follows below.

© DORNA, 2023

Official MotoGP Timing by **TISSOT**
 www.motogp.com

Lombok, Friday, October 13, 2023





4301 m.

PERTAMINA GRAND PRIX OF INDONESIA**Free Practice Nr. 1****Top Speed & Average****4**

Rider	Nation	Motorcycle	Top 5 speeds					Average	Top
89 Jorge MARTIN	SPA	DUCATI	313.0	310.3	310.3	309.4	309.4	310.3	313.0
43 Jack MILLER	AUS	KTM	312.1	312.1	312.1	311.2	311.2	311.7	312.1
33 Brad BINDER	RSA	KTM	311.2	310.3	310.3	310.3	309.4	310.2	311.2
36 Joan MIR	SPA	HONDA	311.2	308.5	308.5	308.5	307.6	308.9	311.2
41 Aleix ESPARGARO	SPA	APRILIA	311.2	309.4	309.4	309.4	308.5	309.6	311.2
93 Marc MARQUEZ	SPA	HONDA	311.2	311.2	310.3	310.3	310.3	310.6	311.2
1 Francesco BAGNAIA	ITA	DUCATI	310.3	310.3	310.3	309.4	309.4	309.9	310.3
5 Johann ZARCO	FRA	DUCATI	310.3	310.3	309.4	308.5	308.5	309.4	310.3
20 Fabio QUARTARARO	FRA	YAMAHA	310.3	310.3	309.4	309.4	309.4	309.8	310.3
12 Maverick VIÑALES	SPA	APRILIA	309.4	308.5	308.5	307.6	306.8	308.2	309.4
73 Alex MARQUEZ	SPA	DUCATI	307.6	306.8	305.9	305.0	305.0	306.1	309.4
21 Franco MORBIDELLI	ITA	YAMAHA	308.5	306.8	306.8	306.8	305.9	306.8	308.5
30 Takaaki NAKAGAMI	JPN	HONDA	308.5	304.2	303.3	301.6	300.0	302.9	308.5
88 Miguel OLIVEIRA	POR	APRILIA	308.5	308.5	308.5	306.8	306.8	307.8	308.5
37 Augusto FERNANDEZ	SPA	KTM	307.6	306.8	305.0	305.0	305.0	305.7	307.6
44 Poli ESPARGARO	SPA	KTM	307.6	305.9	304.2	302.5	298.3	303.7	307.6
72 Marco BEZZECCHI	ITA	DUCATI	307.6	306.8	306.8	305.9	305.9	306.6	307.6
10 Luca MARINI	ITA	DUCATI	306.8	305.9	305.9	304.2	304.2	305.2	306.8
23 Enea BASTIANINI	ITA	DUCATI	306.8	305.9	305.0	305.0	304.2	305.2	306.8
25 Raul FERNANDEZ	SPA	APRILIA	306.8	306.8	306.8	305.9	304.2	305.8	306.8
42 Alex RINS	SPA	HONDA	305.9	304.2	303.3	302.5	301.6	303.2	305.9
49 Fabio DI GIANNANTONIO	ITA	DUCATI	305.0	305.0	305.0	304.2	304.2	304.6	305.0

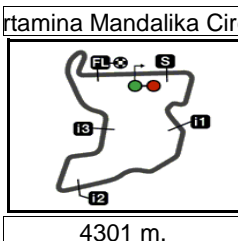
These data/results cannot be reproduced, stored and/or transmitted in whole or in part by any manner of electronic, mechanical, photocopying, recording, broadcasting or otherwise now known or herein after developed without the previous express consent by the copyright owner, except for reproduction in daily press and regular printed publications on sale to the public within 60 days of the event related to those data/results and always provided that copyright symbol appears together as follows below.

© DORNA, 2023

Official MotoGP Timing by **TISSOT**
www.motogp.com



Lombok, Friday, October 13, 2023



PERTAMINA GRAND PRIX OF INDONESIA

Free Practice Nr. 1

Chronological Analysis of Performances

5

* Lap / Sector time cancelled **T1** Time from finish line to 1st intermed. **T3** Time from 2nd intermed. to 3rd intermed.
P Crossing the finish line in pit lane **T2** Time from 1st intermed. to 2nd intermed. **T4** Time from 3rd intermed. to finish line
****** Tyre data subject to further updates

Lap	Lap Time	T1	T2	T3	T4	Speed	Lap	Lap Time	T1	T2	T3	T4	Speed
1st	89	Jorge MARTIN		DUCATI		SPA	8	1'32.651	25.874	18.863	19.098	28.816	300.0
		Prima Pramac Racing					9	1'37.469 P	27.566	19.745	19.423	30.735	300.0
		Runs=4 Total laps=21 Full laps=14 Valid laps=12					Run # 2		Front Tyre Slick-Medium		Rear Tyre Slick-Medium		
		9 Laps at start		9 Laps at start			10	8'30.926	26.759	19.999	20.939	29.487	
		New Tyre		New Tyre			11	1'34.493	26.485	19.125	19.581	29.302	293.4
Run # 1	Front Tyre	Slick-Hard	Rear Tyre	Slick-Hard			12	1'32.831	26.000	19.007	19.122	28.702	302.5
1	2'22.880	28.082	21.503	20.608	30.801		13	1'33.417 *	25.856	19.875*	19.190	28.496	307.6
2	1'40.423	27.264	22.251	20.878	30.030	285.7	14	1'32.039	25.669	18.776	19.015	28.579	308.5
3	1'36.867	27.008	20.481	19.896	29.482	288.0	15	1'32.634	25.865	19.047	19.117	28.605	306.8
4	1'36.215 P	27.034	20.194	19.796	29.191	294.2	16	1'35.828 P	25.826	18.863	19.076	32.063	305.0
		Run # 2		Front Tyre Slick-Hard		Rear Tyre Slick-Medium		Run # 3		Front Tyre Slick-Medium		Rear Tyre Slick-Medium	
		4 Laps at start		New Tyre			17	6'30.843	26.711	19.932	19.806	29.530	
5	4'21.138	27.073	20.600	20.339	29.514		18	1'33.359	26.159	19.324	19.171	28.705	309.4
6	1'34.674	26.601	19.563	19.471	29.039	300.0	19	1'32.666 *	26.217*	18.993	19.019	28.437	291.1
7	1'33.228	26.037	19.192	19.268	28.731	308.5	20	1'36.100 *	25.700	18.994*	21.943	29.463	305.0
8	1'35.523 *	26.282	19.420	20.057*	29.764	305.9	21	1'31.913	25.622	18.868	18.976	28.447	308.5
9	1'37.916	26.455	19.259	23.014	29.188	307.6							
10	1'33.571	26.191	19.167	19.452	28.761	305.9							
11	1'38.944 P	26.289	19.083	19.380	34.192	307.6							
		Run # 3		Front Tyre Slick-Hard		Rear Tyre Slick-Medium		3rd		41		Alex ESPARGARO	
		11 Laps at start		7 Laps at start			12	7'00.766	28.785	21.054	20.005	29.234	
12	7'00.766	28.785	21.054	20.005	29.234		13	1'34.374	26.224	19.545	19.341	29.264	309.4
13	1'34.374	26.224	19.545	19.341	29.264	309.4	14	1'33.241	26.026	19.345	19.161	28.709	309.4
14	1'33.241	26.026	19.345	19.161	28.709	309.4	15	1'32.952	25.954	19.063	19.254	28.681	309.4
15	1'32.952	25.954	19.063	19.254	28.681	309.4	16	1'39.492 P	29.206	19.959	20.404	29.923	313.0
16	1'39.492 P	29.206	19.959	20.404	29.923	313.0							
		Run # 4		Front Tyre Slick-Soft		Rear Tyre Slick-Medium		Run # 1		Front Tyre Slick-Medium		Rear Tyre Slick-Medium	
		New Tyre		12 Laps at start			1	2'33.450	28.277	21.948	20.994	30.993	
17	5'02.293	28.196	20.208	19.892	28.901		2	1'39.793	27.662	20.139	21.836	30.156	279.7
18	1'32.610	25.993	19.042	19.056	28.519	307.6	3	1'36.058	26.675	19.855	20.049	29.479	306.8
19	1'39.416 *	30.291*	20.862	19.668	28.595	303.3	4	1'41.332	30.367	19.986	19.735	31.244	305.0
20	1'31.811	25.593	18.968	18.923	28.327	310.3	5	1'34.769	26.345	19.517	19.454	29.453	303.3
21	1'32.325	25.603	19.012	18.982	28.728	310.3	6	1'35.973	27.491	19.838	19.319	29.325	291.1
		Run # 2		Front Tyre Slick-Medium		Rear Tyre Slick-Medium		Run # 2		Front Tyre Slick-Medium		Rear Tyre Slick-Medium	
		10 Laps at start		10 Laps at start			11	8'11.713	26.848	20.053	19.665	29.545	
2nd	12	Maverick VIÑALES		APRILIA		SPA	12	1'33.946	26.278	19.692	19.278	28.698	301.6
		Aprilia Racing					13	1'33.178	25.745	19.571	19.287	28.575	307.6
		Runs=3 Total laps=21 Full laps=16 Valid laps=12					14	1'36.190	27.711	19.740	19.643	29.096	311.2
Run # 1	Front Tyre	Slick-Medium	Rear Tyre	Slick-Medium			15	1'32.347	25.700	19.157	19.060	28.430	309.4
1	2'37.057	28.368	21.700	20.738	31.931		16	1'38.970 P	25.685	18.998	23.556	30.731	309.4
2	1'37.962 *	27.610	20.395*	19.868	30.089	270.0							
3	1'34.813	26.564	19.628	19.450	29.171	295.8							
4	1'34.267	26.430	19.428	19.350	29.059	290.3							
5	1'33.200	26.088	19.050	19.197	28.865	303.3							
6	1'33.295	25.912	18.961	19.422	29.000	295.8							
7	1'36.156	26.100	20.504	20.022	29.530	290.3							
		Run # 3		Front Tyre Slick-Medium		Rear Tyre Slick-Medium		Run # 3		Front Tyre Slick-Medium		Rear Tyre Slick-Medium	
		16 Laps at start		16 Laps at start			17	7'24.739	33.217	21.006	19.772	33.469	
		New Tyre		New Tyre									

Fastest Lap: Jorge MARTIN Prima Pramac Racing SPA **1'31.811** 25.593 18.968 18.923 28.327

These data/results cannot be reproduced, stored and/or transmitted in whole or in part by any manner of electronic, mechanical, photocopying, recording, broadcasting or otherwise now known or herein after developed without the previous express consent by the copyright owner, except for reproduction in daily press and regular printed publications on sale to the public within 60 days of the event related to those data/results and always provided that copyright symbol appears together as follows below.
 © DORNA, 2023



Free Practice Nr. 1

MotoGP

Lap	Lap Time	T1	T2	T3	T4	Speed	Lap	Lap Time	T1	T2	T3	T4	Speed	
18	1'34.761 *	26.666*	20.082	19.278	28.735	299.1	14	9'08.548	30.570	21.046	20.580	29.291		
19	1'33.750	26.498	19.281	19.398	28.573	309.4	15	1'34.321	26.519	19.361	19.525	28.916	303.3	
20	1'32.542	25.736	19.075	19.251	28.480	307.6	16	1'33.143	25.950	19.082	19.210	28.901	306.8	
4th	21	Franco MORBIDELLI YAMAHA ITA Monster Energy Yamaha MotoGP						17	1'38.895 *	29.257*	20.954	19.979	28.705	307.6
		Runs=2	Total laps=22	Full laps=19	Valid laps=18		18	1'32.552	25.747	19.024	19.226	28.555	305.9	
							unfinished	25.732	18.822				305.0	

Run #	1	Front Tyre	Slick-Medium	Rear Tyre	Slick-Medium	Speed
			New Tyre		New Tyre	
1	2'20.861	29.084	22.309	21.603	31.377	
2	1'39.374	27.951	20.995	20.303	30.125	276.2
3	1'36.705	27.263	20.101	19.845	29.496	288.7
4	1'35.911	26.819	19.618	20.141	29.333	283.4
5	1'43.083	26.449	19.909	24.978	31.747	279.0
6	1'34.466	26.297	19.521	19.741	28.907	297.5
7	1'39.864	26.213	19.527	23.266	30.858	288.0
8	1'33.869	25.995	19.341	19.525	29.008	302.5
9	1'38.008	26.024	19.344	19.311	33.329	302.5
10	1'33.646	25.901	19.253	19.643	28.849	297.5
11	1'49.065	31.875	25.661	21.512	30.017	272.7
12	1'38.797	27.279	22.493	19.960	29.065	298.3
13	1'39.878 P	26.041	19.451	22.816	31.570	306.8

Run #	2	Front Tyre	Slick-Hard	Rear Tyre	Slick-Medium	Speed
			New Tyre		13 Laps at start	
14	10'42.278	29.333	21.788	20.457	29.442	
15	1'36.703	26.359	19.776	21.525	29.043	300.0
16	1'34.762	26.316	19.634	19.275	29.537	297.5
17	1'33.256	25.891	19.485	19.216	28.664	305.9
18	1'41.463	25.877	19.184	23.410	32.992	306.8
19	1'33.125	25.859	19.316	19.175	28.775	305.9
20	1'49.974 *	30.799*	24.776	24.721	29.678	277.6
21	1'40.854	25.855	19.170	22.694	33.135	306.8
22	1'32.541	25.765	19.173	19.113	28.490	308.5

5th	72	Marco BEZZECCHI DUCATI ITA Mooney VR46 Racing Team				
		Runs=3	Total laps=18	Full laps=13	Valid laps=12	

Run #	1	Front Tyre	Slick-Soft	Rear Tyre	Slick-Medium	Speed
			New Tyre		New Tyre	
1	2'06.493	31.644	24.562	23.527	32.719	
2	1'43.177	29.412	21.295	21.396	31.074	247.1
3	1'39.558	28.044	20.558	20.800	30.156	279.7
4	1'36.681	27.003	20.099	19.998	29.581	302.5
5	1'35.875	26.853	19.637	19.981	29.404	298.3
6	2'00.100 P	39.706	26.769	22.347	31.278	302.5

Run #	2	Front Tyre	Slick-Soft	Rear Tyre	Slick-Medium	Speed
			6 Laps at start		6 Laps at start	
7	8'19.375	30.600	21.123	21.570	30.458	
8	1'36.078	26.953	19.845	19.923	29.357	300.8
9	1'34.720	26.312	19.344	19.998	29.066	305.9
10	1'34.440	26.261	19.432	19.598	29.149	306.8
11	1'44.807	34.861	20.378	20.271	29.297	287.2
12	1'34.400	26.411	19.247	19.832	28.910	301.6
13	1'46.880 P	29.130	22.362	24.316	31.072	303.3

Run #	3	Front Tyre	Slick-Soft	Rear Tyre	Slick-Medium	Speed
			13 Laps at start		13 Laps at start	

6th	1	Francesco BAGNAIA DUCATI ITA Ducati Lenovo Team				
		Runs=3	Total laps=20	Full laps=15	Valid laps=9	

Run #	1	Front Tyre	Slick-Soft	Rear Tyre	Slick-Medium	Speed
			New Tyre		New Tyre	
1	2'37.565	28.484	21.622	20.902	30.866	
2	1'37.856	27.612	20.212	20.108	29.924	266.6
3	1'36.019 *	26.863	19.870*	19.815	29.471	283.4
4	1'37.398	26.662	19.597	21.438	29.701	298.3
5	1'34.768	26.541	19.469	19.568	29.190	298.3
6	1'34.243	26.319	19.291	19.482	29.151	301.6
7	1'44.426 *	28.468	23.345*	23.196	29.417	305.0
8	1'34.283	26.240	19.589	19.500	28.954	305.0
9	1'42.234 P	26.222	23.830	21.972*	30.210	306.8

Run #	2	Front Tyre	Slick-Soft	Rear Tyre	Slick-Medium	Speed
			9 Laps at start		9 Laps at start	
10	8'45.159	29.627	20.156	19.926	29.059	
11	1'33.508	26.346	19.237	19.251	28.674	307.6
12	1'33.104	26.089	19.310	19.135	28.570	307.6
13	1'32.570	25.912	19.026	19.130	28.502	309.4
14	1'33.007 *	25.874	19.197*	19.206	28.730	308.5
15	1'42.279 P	30.532	21.269	20.657	29.821	310.3

Run #	3	Front Tyre	Slick-Soft	Rear Tyre	Slick-Medium	Speed
			15 Laps at start		15 Laps at start	
16	7'36.170	26.298	19.880	20.003	29.165	
17	1'33.496 *	25.987	19.583*	19.262	28.664	310.3
18	1'33.084	26.097	19.184	19.298	28.505	310.3
19	1'35.393 *	25.902	20.330*	20.152	29.009	309.4
20	1'32.422 *	25.842	18.918	19.266*	28.396	309.4

7th	43	Jack MILLER KTM AUS Red Bull KTM Factory Racing				
		Runs=3	Total laps=21	Full laps=16	Valid laps=14	

Run #	1	Front Tyre	Slick-Hard	Rear Tyre	Slick-Medium	Speed
			New Tyre		New Tyre	
1	2'15.466	30.178	22.954	22.058	31.560	
2	1'49.032			20.712	30.429	257.1
3	1'38.553	27.414	20.438	20.849	29.852	279.7
4	1'36.362	27.054	20.204	19.804	29.300	288.7
5	1'34.920	26.437	19.937	19.473	29.073	303.3
6	1'34.887	26.097	19.542	19.962	29.286	307.6
7	1'33.895	26.037	19.666	19.333	28.859	308.5
8	1'44.822	26.110	19.376	28.296	31.040	307.6
9	1'39.146	29.311	20.504	20.213	29.118	310.3
10	1'33.083	25.850	19.289	19.302	28.642	310.3
11	1'40.375 P	28.457	21.571	20.168	30.179	312.1

Run #	2	Front Tyre	Slick-Hard	Rear Tyre	Slick-Medium	Speed
			11 Laps at start		11 Laps at start	
12	6'57.542	28.605	21.258	20.281	29.680	

Fastest Lap:	Jorge MARTIN	Prima Pramac Racing	SPA	1'31.811	25.593	18.968	18.923	28.327
---------------------	--------------	---------------------	-----	-----------------	--------	--------	--------	--------

These data/results cannot be reproduced, stored and/or transmitted in whole or in part by any manner of electronic, mechanical, photocopying, recording, broadcasting or otherwise now known or herein after developed without the previous express consent by the copyright owner, except for reproduction in daily press and regular printed publications on sale to the public within 60 days of the event related to those data/results and always provided that copyright symbol appears together as follows below.
© DORNA, 2023



Free Practice Nr. 1

MotoGP

Lap	Lap Time	T1	T2	T3	T4	Speed	Lap	Lap Time	T1	T2	T3	T4	Speed
13	1'35.423	26.181	19.851	20.123	29.268	308.5	11	10'29.557	27.129	20.275	20.368	29.463	
14	1'33.796 *	26.120	19.650*	19.301	28.725	311.2	12	1'34.130	26.161	19.427	19.611	28.931	305.9
15	1'33.472	25.850	19.192	19.720	28.710	312.1	13	1'33.354	25.925	19.306	19.375	28.748	305.0
16	1'37.447 P	25.992	19.292	19.519	32.644	310.3	14	1'35.309	25.969	19.076	21.266	28.998	302.5
Run # 3	Front Tyre	Slick-Soft		Rear Tyre	Slick-Medium		Run # 15	Front Tyre	Slick-Soft		Rear Tyre	Slick-Medium	
		New Tyre			New Tyre				New Tyre			New Tyre	
17	6'48.244	30.918	21.196	20.473	30.042		15	1'32.829	25.779	19.041	19.305	28.704	304.2
18	1'35.820	26.410	20.338	19.844	29.228	309.4	16	1'34.396 P	25.822	19.196	20.065	29.313	301.6
19	1'35.009 *	26.498*	19.605	19.401	29.505	306.8			16 Laps at start		16 Laps at start		
20	1'34.733	26.005	19.390	19.932	29.406	311.2	17	7'19.147	26.331	19.864	19.622	28.862	
21	1'32.646	25.795	19.205	19.154	28.492	312.1	18	1'32.763	25.893	19.014	19.364	28.492	304.2
							19	1'32.470 *	25.801	19.077*	19.104	28.488	306.8

8th 33 Brad BINDER KTM RSA
Red Bull KTM Factory Racing
Runs=3 Total laps=17 Full laps=13 Valid laps=9

Run #	Front Tyre	Slick-Soft	Rear Tyre	Slick-Medium		
Run # 1	Front Tyre	Slick-Soft		Rear Tyre		
		New Tyre		New Tyre		
1	2'14.460 P	31.330	23.207	22.967	33.643	
Run # 2	Front Tyre	Slick-Soft		Rear Tyre		
		1 Laps at start		1 Laps at start		
2	8'19.769	35.662	23.408	22.232	30.397	
3	1'47.075	34.861	21.772	20.361	30.081	300.0
4	1'36.239	26.762	20.451	19.722	29.304	305.9
5	1'41.963 *	26.315	20.143	25.018*	30.487	305.0
6	1'39.975 *	26.308	19.754	20.250	33.663*	307.6
7	1'34.766	26.357	19.788	19.574	29.047	305.0
8	1'33.590	25.980	19.465	19.300	28.845	309.4
9	1'33.643	25.812	19.446	19.440	28.945	311.2
10	1'33.840	26.068	19.601	19.260	28.911	309.4
11	1'44.170 P	30.717	19.986	20.047	33.420	310.3
Run # 3	Front Tyre	Slick-Hard		Rear Tyre	Slick-Medium	
		New Tyre			11 Laps at start	
12	12'14.873	29.831	21.488	23.020	30.293	
13	1'35.795	26.819	19.781	19.889	29.306	305.0
14	1'46.657 *	30.050	20.392	19.940	36.275*	310.3
15	1'35.671 *	26.610*	19.898	19.525	29.638	288.7
16	1'33.068	25.938	19.270	19.218	28.642	310.3
17	1'32.668	25.786	19.248	19.037	28.597	308.5

9th 23 Enea BASTIANINI DUCATI ITA
Ducati Lenovo Team
Runs=3 Total laps=19 Full laps=14 Valid laps=13

Run #	Front Tyre	Slick-Soft	Rear Tyre	Slick-Medium		
Run # 1	Front Tyre	Slick-Soft		Rear Tyre		
		New Tyre		New Tyre		
1	2'21.079	27.523	21.752	21.046	31.269	
2	1'41.957	27.889	20.653	23.086	30.329	264.7
3	1'36.069	26.678	19.904	19.822	29.665	296.7
4	1'39.082	26.541	19.574	22.463	30.504	296.7
5	1'34.981	26.400	19.635	19.650	29.296	305.0
6	1'36.808	26.489	20.220	19.836	30.263	300.8
7	1'34.740	26.189	19.663	19.456	29.432	292.6
8	1'34.380	26.165	19.644	19.606	28.965	295.8
9	1'40.047	29.907	21.284	19.607	29.249	300.0
10	1'39.158 P	26.564	20.562	22.026	30.006	295.0
Run # 2	Front Tyre	Slick-Soft		Rear Tyre	Slick-Medium	
		10 Laps at start			10 Laps at start	

10th 10 Luca MARINI DUCATI ITA
Mooney VR46 Racing Team
Runs=3 Total laps=19 Full laps=14 Valid laps=13

Run #	Front Tyre	Slick-Soft	Rear Tyre	Slick-Medium		
Run # 1	Front Tyre	Slick-Soft		Rear Tyre		
		New Tyre		New Tyre		
1	2'39.683	27.674	21.980	20.979	30.640	
2	1'37.344	27.424	20.237	20.075	29.608	276.9
3	1'35.245	26.549	19.485	19.744	29.467	301.6
4	1'34.909	26.577	19.565	19.572	29.195	294.2
5	1'34.545	26.418	19.325	19.647	29.155	300.0
6	1'33.637	26.197	19.263	19.316	28.861	301.6
7	1'41.522 P	30.000	20.784	20.169	30.569	300.0
Run # 2	Front Tyre	Slick-Soft		Rear Tyre	Slick-Medium	
		7 Laps at start			7 Laps at start	
8	9'46.587	29.176	20.643	21.435	29.867	
9	1'34.548	26.559	19.362	19.593	29.034	302.5
10	1'33.843	26.213	19.310	19.363	28.957	300.0
11	1'33.424	26.126	19.133	19.338	28.827	304.2
12	1'33.249	26.123	18.937	19.368	28.821	305.9
13	1'32.811	25.872	18.991	19.432	28.516	306.8
14	1'53.314 P	30.313	26.245*	21.641	35.115	284.2
Run # 3	Front Tyre	Slick-Hard		Rear Tyre	Slick-Medium	
		New Tyre			14 Laps at start	
15	8'19.004	27.967	22.146	21.278	30.279	
16	1'36.699	26.840	20.019	19.815	30.025	295.8
17	1'35.051	26.421	19.410	20.067	29.153	304.2
18	1'34.228	25.929	19.612	19.396	29.291	305.9
19	1'33.277 *	26.094	19.101	19.283*	28.799	304.2

11th 49 Fabio DI GIANNANTON DUCATI ITA
Gresini Racing MotoGP
Runs=3 Total laps=20 Full laps=15 Valid laps=13

Run #	Front Tyre	Slick-Soft	Rear Tyre	Slick-Medium		
Run # 1	Front Tyre	Slick-Soft		Rear Tyre		
		New Tyre		New Tyre		
1	1'51.554	29.800	22.016	22.686	31.354	
2	1'38.631 *	27.660	20.495*	20.486	29.990	282.7
3	1'37.942	26.836	20.018	21.412	29.676	299.1
4	1'35.538	26.449	19.767	19.762	29.560	302.5
5	1'35.409	26.597	19.906	19.621	29.285	302.5
6	1'34.886	26.297	19.577	19.614	29.398	302.5
7	1'34.176	26.227	19.553	19.434	28.962	301.6
8	1'37.114 P	26.171	19.524	19.412	32.007	304.2

Fastest Lap: Jorge MARTIN Prima Pramac Racing SPA 1'31.811 25.593 18.968 18.923 28.327

These data/results cannot be reproduced, stored and/or transmitted in whole or in part by any manner of electronic, mechanical, photocopying, recording, broadcasting or otherwise now known or herein after developed without the previous express consent by the copyright owner, except for reproduction in daily press and regular printed publications on sale to the public within 60 days of the event related to those data/results and always provided that copyright symbol appears together as follows below.
© DORNA, 2023



Free Practice Nr. 1

MotoGP

Lap	Lap Time	T1	T2	T3	T4	Speed	Lap	Lap Time	T1	T2	T3	T4	Speed
Run # 2	Front Tyre Slick-Soft	Rear Tyre Slick-Medium					6	1'34.117	26.525	19.277	19.333	28.982	287.2
		8 Laps at start			8 Laps at start		7	1'38.748	28.317	22.086	19.418	28.927	290.3
9	10'11.804	28.535	20.698	20.054	29.557		8	1'38.835 P	26.094	19.256	19.298	34.187	294.2
10	1'34.632	26.446	19.708	19.552	28.926	301.6	Run # 2	Front Tyre Slick-Hard	Rear Tyre Slick-Medium				
11	1'33.374	26.074	19.328	19.236	28.736	303.3			8 Laps at start			8 Laps at start	
12	1'33.268	26.063	19.227	19.292	28.686	303.3	9	7'15.527	29.365	20.730	20.578	30.354	
13	1'32.851	25.948	19.194	19.160	28.549	304.2	10	1'35.320	26.708	19.777	19.749	29.086	295.8
14	1'42.778 P	29.478	21.310	20.899	31.091	305.0	11	1'34.233	26.473	19.431	19.421	28.908	299.1
Run # 3	Front Tyre Slick-Hard	Rear Tyre Slick-Medium					12	1'38.559	29.903	20.166	19.507	28.983	304.2
		New Tyre			14 Laps at start		13	1'33.561	26.285	19.280	19.267	28.729	301.6
15	6'13.170	28.814	20.777	20.230	29.403		14	1'42.666 P	28.757	21.538	20.019	32.352	300.0
16	1'33.727	26.185	19.446	19.329	28.767	304.2	Run # 3	Front Tyre Slick-Hard	Rear Tyre Slick-Medium				
17	1'39.465	29.157	20.860	20.099	29.349	305.0			14 Laps at start			14 Laps at start	
18	1'35.798 *	26.606*	19.792	20.408	28.992	300.0	15	7'37.486	30.279	21.642	20.772	30.213	
19	1'32.917	25.930	19.084	19.250	28.653	305.0	16	1'45.237	28.236	20.952	23.450	32.599	300.0
20	1'33.156	25.984	19.126	19.184	28.862	301.6	17	1'35.484	26.427	19.399	19.360	30.298	294.2

12th 20 Fabio QUARTARARO YAMAHA FRA
 Monster Energy Yamaha MotoGP
 Runs=3 Total laps=19 Full laps=14 Valid laps=12

Run # 1	Front Tyre Slick-Hard	Rear Tyre Slick-Medium				
New Tyre		New Tyre				
1	3'15.441	28.223	21.912	20.903	31.191	
2	1'37.619	27.677	20.274	19.803	29.865	284.2
3	1'36.256	26.593	19.569	20.262	29.832	304.2
4	1'34.591	26.401	19.676	19.494	29.020	305.9
5	1'33.612	26.101	19.336	19.351	28.824	306.8
6	1'37.343	27.556	20.504	19.972	29.311	308.5
7	1'33.844	26.223	19.485	19.309	28.827	307.6
8	1'33.233	25.956	19.311	19.275	28.691	307.6
9	1'35.015 *	25.910	19.306	20.219*	29.580	309.4
10	1'33.574	25.794	19.360	19.196	29.224	310.3
11	1'32.868	25.855	19.168	19.201	28.644	309.4
12	1'36.490	25.814	19.239	19.673	31.764	308.5
13	1'44.389 P	31.332	20.878	20.795	31.384	310.3
Run # 2	Front Tyre Slick-Medium	Rear Tyre Slick-Medium				
New Tyre		New Tyre				
14	11'50.719	27.656	21.184	20.632	29.759	
15	1'40.142 P	26.565	22.423*	20.294	30.860	305.0
Run # 3	Front Tyre Slick-Medium	Rear Tyre Slick-Medium				
2 Laps at start		2 Laps at start				
16	4'44.120	29.421	20.673	19.964	29.408	
17	1'35.484 *	27.140*	19.786	19.559	28.999	304.2
18	1'33.876	26.115	19.452	19.366	28.943	308.5
19	1'38.354	30.575	19.732	19.449	28.598	309.4

13th 30 Takaaki NAKAGAMI HONDA JPN
 LCR Honda IDEMITSU
 Runs=3 Total laps=20 Full laps=15 Valid laps=15

Run # 1	Front Tyre Slick-Hard	Rear Tyre Slick-Medium				
New Tyre		New Tyre				
1	2'34.330	32.027	23.337	21.499	31.490	
2	1'39.316	28.145	20.432	20.552	30.187	248.8
3	1'35.912	26.958	19.744	19.736	29.474	272.7
4	1'39.668	30.388	20.204	19.749	29.327	282.7
5	1'34.671	26.615	19.462	19.452	29.142	284.2

14th 93 Marc MARQUEZ HONDA SPA
 Repsol Honda Team
 Runs=3 Total laps=22 Full laps=17 Valid laps=16

Run # 1	Front Tyre Slick-Hard	Rear Tyre Slick-Medium				
New Tyre		New Tyre				
1	2'15.787	27.921	21.980	22.052	31.483	
2	1'39.307	28.042	20.781	20.221	30.263	255.3
3	1'37.158	27.201	20.112	20.076	29.769	268.6
4	1'35.512	26.916	19.862	19.623	29.111	279.7
5	1'34.161	26.486	19.679	19.255	28.741	295.0
6	1'42.318	27.000	19.974	20.609	34.735	297.5
7	1'34.888	26.623	19.620	19.220	29.425	305.9
8	1'33.302	25.936	19.432	19.178	28.756	308.5
9	1'38.797 P	26.461	20.982	20.547	30.807	306.8
Run # 2	Front Tyre Slick-Hard	Rear Tyre Slick-Medium				
9 Laps at start		9 Laps at start				
10	7'40.172	28.414	20.779	20.545	30.132	
11	1'35.219	26.594	19.988	19.621	29.016	304.2
12	1'38.541	25.954	19.389	19.171	34.027	308.5
13	1'35.386	26.036	19.426	20.264	29.660	308.5
14	1'33.348	25.975	19.412	19.354	28.607	310.3
15	1'32.893	25.805	19.335	19.171	28.582	310.3
16	1'38.787 P	27.916	21.070	20.336	29.465	311.2
Run # 3	Front Tyre Slick-Hard	Rear Tyre Slick-Medium				
16 Laps at start		16 Laps at start				
17	5'59.274	27.785	20.430	20.808	30.286	
18	1'35.803	26.771	20.349	19.874	28.809	309.4
19	1'35.029	26.260	19.917	19.918	28.934	310.3
20	1'33.729	26.077	19.497	19.526	28.629	306.8
21	1'35.532	27.299	20.214	19.422	28.597	311.2
22	1'32.674 *	25.647	19.385	19.196*	28.446	310.3

Fastest Lap: Jorge MARTIN Prima Pramac Racing SPA 1'31.811 25.593 18.968 18.923 28.327

These data/results cannot be reproduced, stored and/or transmitted in whole or in part by any manner of electronic, mechanical, photocopying, recording, broadcasting or otherwise now known or herein after developed without the previous express consent by the copyright owner, except for reproduction in daily press and regular printed publications on sale to the public within 60 days of the event related to those data/results and always provided that copyright symbol appears together as follows below.
 © DORNA, 2023



Free Practice Nr. 1

MotoGP

Lap	Lap Time	T1	T2	T3	T4	Speed	Lap	Lap Time	T1	T2	T3	T4	Speed	
15th	5	Johann ZARCO				DUCATI	FRA	19	1'37.560	26.417	19.720	22.531	28.892	303.3
		Prima Pramac Racing						20	1'33.139	26.018	19.239	19.299	28.583	304.2
	Runs=3 Total laps=19 Full laps=14 Valid laps=12													
	Run # 1	<i>Front Tyre</i>	<i>Slick-Soft</i>	<i>Rear Tyre</i>	<i>Slick-Medium</i>									
			New Tyre		New Tyre									
	1	2'15.289	29.249	22.656	21.457	31.843								
	2	1'39.579	27.871	20.653	20.243	30.812	287.2							
	3	1'37.866	27.200	20.140	20.435	30.091	288.7							
	4	1'39.099	27.500	20.625	20.703	30.271	266.6							
	5	1'36.583	27.021	19.934	20.371	29.257	279.0							
6	1'34.762	26.387	19.573	19.614	29.188	291.8								
7	1'34.888 *	26.434	19.760*	19.599	29.095	290.3								
8	1'53.159 P	26.383	19.409	32.777	34.590	304.2								
Run # 2	<i>Front Tyre</i>	<i>Slick-Soft</i>	<i>Rear Tyre</i>	<i>Slick-Medium</i>										
		8 Laps at start		8 Laps at start										
9	8'35.525	27.063	20.769	19.920	29.591									
10	1'39.129	26.414	19.479	23.606	29.630	299.1								
11	1'35.210	26.760	19.785	19.648	29.017	308.5								
12	1'33.969	26.073	19.402	19.536	28.958	307.6								
13	1'33.553	26.048	19.443	19.353	28.709	306.8								
14	1'48.549 P	33.628	21.501	20.805	32.615	308.5								
Run # 3	<i>Front Tyre</i>	<i>Slick-Hard</i>	<i>Rear Tyre</i>	<i>Slick-Medium</i>										
		New Tyre		14 Laps at start										
15	8'36.630	28.531	20.833	20.527	29.696									
16	1'41.961	29.266	19.722	19.447	33.526	310.3								
17	1'35.902 *	27.019*	19.924	19.388	29.571	295.0								
18	1'33.185	26.016	19.345	19.176	28.648	310.3								
19	1'33.101	25.844	19.261	19.237	28.759	309.4								
16th	37	Augusto FERNANDEZ				KTM	SPA							
		GASGAS Factory Racing Tech3												
	Runs=3 Total laps=20 Full laps=15 Valid laps=15													
	Run # 1	<i>Front Tyre</i>	<i>Slick-Hard</i>	<i>Rear Tyre</i>	<i>Slick-Medium</i>									
			New Tyre		New Tyre									
	1	2'17.155	30.631	23.352	23.233	32.195								
	2	1'41.566	28.532	20.876	20.933	31.225	248.2							
	3	1'37.866	27.496	20.448	20.076	29.846	278.3							
	4	1'36.003	26.865	19.800	19.800	29.538	292.6							
	5	1'35.413	26.499	19.954	19.815	29.145	288.7							
6	1'34.753	26.285	19.513	19.352	29.603	300.8								
7	1'44.333	28.811	22.150	21.721	31.651	305.0								
8	1'33.870	26.260	19.360	19.309	28.941	296.7								
9	1'36.569	26.405	20.113	19.826	30.225	300.0								
10	1'39.327	27.830	20.197	19.485	31.815	305.0								
11	1'36.290 P	26.239	19.446	21.024	29.581	300.0								
Run # 2	<i>Front Tyre</i>	<i>Slick-Hard</i>	<i>Rear Tyre</i>	<i>Slick-Medium</i>										
		11 Laps at start		11 Laps at start										
12	10'26.972	28.358	20.648	20.356	29.798									
13	1'34.583	26.262	19.685	19.435	29.201	307.6								
14	1'33.727	26.137	19.390	19.278	28.922	300.0								
15	1'33.500	26.034	19.370	19.318	28.778	306.8								
16	1'40.629	25.978	19.280	24.851	30.520	305.0								
17	1'34.511 P	26.031	19.456	20.444	28.580	305.0								
Run # 3	<i>Front Tyre</i>	<i>Slick-Soft</i>	<i>Rear Tyre</i>	<i>Slick-Medium</i>										
		New Tyre		New Tyre										
18	5'09.048	28.660	20.797	20.150	29.937									
17th	25	Raul FERNANDEZ				APRILIA	SPA							
		CryptoDATA RNF MotoGP Team												
	Runs=4 Total laps=19 Full laps=13 Valid laps=11													
	Run # 1	<i>Front Tyre</i>	<i>Slick-Medium</i>	<i>Rear Tyre</i>	<i>Slick-Medium</i>									
			New Tyre		New Tyre									
	1	2'55.743 P	29.031	26.105	24.238	33.895								
	Run # 2	<i>Front Tyre</i>	<i>Slick-Medium</i>	<i>Rear Tyre</i>	<i>Slick-Medium</i>									
			1 Laps at start		1 Laps at start									
	2	6'59.251	28.144	21.302	20.831	31.626								
	3	1'39.042	28.349	20.144	19.800	30.749	276.2							
4	1'36.224	26.960	19.774	19.847	29.643	295.8								
5	1'34.698	26.444	19.596	19.452	29.206	300.0								
6	1'36.607 *	26.424	19.502	20.425*	30.256	301.6								
7	1'35.134 P	26.244	19.366	19.521	30.003	300.0								
Run # 3	<i>Front Tyre</i>	<i>Slick-Medium</i>	<i>Rear Tyre</i>	<i>Slick-Medium</i>										
		7 Laps at start		7 Laps at start										
8	5'56.575	28.246	20.342	19.821	29.803									
9	1'34.750	26.230	19.377	19.936	29.207	302.5								
10	1'33.899	26.129	19.470	19.254	29.046	304.2								
11	1'33.960	26.354	19.295	19.372	28.939	300.8								
12	1'48.638 P	31.634	23.010	22.245	31.749	306.8								
Run # 4	<i>Front Tyre</i>	<i>Slick-Medium</i>	<i>Rear Tyre</i>	<i>Slick-Medium</i>										
		12 Laps at start		12 Laps at start										
13	6'41.172	27.875	20.015	19.776	29.736									
14	1'33.891	26.141	19.430	19.281	29.039	306.8								
15	1'33.248	26.045	19.283	19.203	28.717	301.6								
16	1'35.491	26.105	19.088	21.360	28.938	305.9								
17	1'37.677	29.307	19.831	19.449	29.090	306.8								
18	1'33.261	25.991	19.138	19.164	28.968	304.2								
19	1'36.839 *	26.090	18.984	21.546*	30.219	300.8								
18th	36	Joan MIR				HONDA	SPA							
		Repsol Honda Team												
	Runs=3 Total laps=19 Full laps=14 Valid laps=13													
	Run # 1	<i>Front Tyre</i>	<i>Slick-Hard</i>	<i>Rear Tyre</i>	<i>Slick-Medium</i>									
			New Tyre		New Tyre									
	1	2'17.974	28.875	21.779	21.860	31.487								
	2	1'39.898	28.194	20.705	20.363	30.636	241.6							
	3	1'36.212	26.843	20.144	19.762	29.463	294.2							
	4	1'36.415	26.532	20.443	19.932	29.508	303.3							
	5	1'34.621	26.143	19.896	19.665	28.917	304.2							
6	1'42.430	26.042	19.636	19.405	37.347	305.9								
7	1'40.537	25.908	19.339	19.390	35.900	305.0								
8	1'34.462	26.020	19.540	19.513	29.389	298.3								
9	1'34.238	25.978	19.664	19.604	28.992	305.0								
10	1'48.085 P	31.564	22.812	21.072	32.637	285.7								
Run # 2	<i>Front Tyre</i>	<i>Slick-Hard</i>	<i>Rear Tyre</i>	<i>Slick-Medium</i>										
		10 Laps at start		10 Laps at start										
11	10'05.769	27.054	20.336	20.329	29.269									
12	1'33.992	25.989	19.653	19.434	28.916	308.5								
13	1'33.752	25.823	19.559	19.416	28.954	311.2								
14	1'33.431	25.875	19.446	19.383	28.727	307.6								
15	1'40.890 P	28.129	20.869	20.825	31.067	302.5								

Fastest Lap: Jorge MARTIN Prima Pramac Racing SPA **1'31.811** 25.593 18.968 18.923 28.327

These data/results cannot be reproduced, stored and/or transmitted in whole or in part by any manner of electronic, mechanical, photocopying, recording, broadcasting or otherwise now known or herein after developed without the previous express consent by the copyright owner, except for reproduction in daily press and regular printed publications on sale to the public within 60 days of the event related to those data/results and always provided that copyright symbol appears together as follows below.
© DORNA, 2023



Free Practice Nr. 1

MotoGP

Lap	Lap Time	T1	T2	T3	T4	Speed	Lap	Lap Time	T1	T2	T3	T4	Speed
Run # 3	Front Tyre	Slick-Soft		Rear Tyre	Slick-Medium		1	2'17.477	28.266	22.217	22.427	32.950	
		New Tyre			New Tyre		2	1'40.323	28.381	20.732	20.460	30.750 244.8	
16	6'47.689	31.824	20.838	20.088	29.797		3	1'36.693	27.061	20.116	19.874	29.642 280.5	
17	1'35.160 *	26.475*	19.958*	19.581	29.146 303.3		4	1'36.493	26.506	20.291	20.147	29.549 288.7	
18	1'34.781	26.576	19.837	19.369	28.999 308.5		5	1'35.754	26.444	19.292	20.717	29.301 296.7	
19	1'33.618	25.866	19.516	19.716	28.520 308.5		6	1'34.851	26.242	19.454	19.773	29.382 296.7	
							7	1'50.970 P	36.340	21.484	20.837	32.309 296.7	

19th 88 Miguel OLIVEIRA APRILIA POR
 CryptoDATA RNF MotoGP Team
 Runs=2 Total laps=15 Full laps=12 Valid laps=13

Run #	Front Tyre	Slick-Medium	Rear Tyre	Slick-Medium	Speed
1	2'39.261	28.226	21.758	20.869	31.167
2	1'36.903	27.048	20.244	20.006	29.605 289.5
3	1'39.119	29.603	20.180	19.706	29.630 308.5
4	1'35.685	26.525	19.737	19.572	29.851 291.1
5	1'34.474	26.182	19.608	19.281	29.403 287.2
6	1'37.335	28.453	20.133	19.629	29.120 298.3
7	1'33.459	25.966	19.501	19.196	28.796 300.0
8	1'36.196	26.181	20.164	20.377	29.474 288.7
unfinished	25.815	19.127			302.5

Run #	Front Tyre	Slick-Medium	Rear Tyre	Slick-Medium	Speed
9	1'42.468	28.680	21.466	21.916	30.406
10	1'37.091	27.127	20.394	20.017	29.553 294.2
11	1'36.109	26.375	20.100	19.623	30.011 308.5
12	1'34.586	26.381	19.723	19.497	28.985 306.8
13	1'33.756 *	26.134*	19.574	19.240	28.808 305.9
14	1'33.447	25.929	19.468	19.230	28.820 306.8
15	1'38.658 *	29.356	20.591*	19.775	28.936 308.5

20th 73 Alex MARQUEZ DUCATI SPA
 Gresini Racing MotoGP
 Runs=2 Total laps=13 Full laps=10 Valid laps=10

Run #	Front Tyre	Slick-Soft	Rear Tyre	Slick-Medium	Speed
1	7'09.435	28.631	22.356	22.384	32.297
2	1'43.203	31.564	20.909	20.478	30.252 284.2
3	1'36.444	26.893	20.106	19.917	29.528 305.9
4	1'34.996	26.741	19.675	19.514	29.066 302.5
5	1'34.625	26.483	19.615	19.495	29.032 289.5
6	1'38.529 P	28.610	20.202	19.704	30.013 290.3

Run #	Front Tyre	Slick-Soft	Rear Tyre	Slick-Medium	Speed
7	15'14.026	28.308	21.109	20.712	30.368
8	1'38.182	26.735	19.594	19.622	32.231 305.0
9	1'33.625	26.211	19.365	19.240	28.809 307.6
10	1'36.573	26.070	19.203	19.178	32.122 305.0
11	1'33.556	26.194	19.377	19.250	28.735 306.8
12	1'44.311	27.658	20.833	22.221	33.599 292.6
13	1'34.102	26.451	19.339	19.483	28.829 300.8

21st 42 Alex RINS HONDA SPA
 LCR Honda CASTROL
 Runs=3 Total laps=18 Full laps=13 Valid laps=12

Run #	Front Tyre	Slick-Soft	Rear Tyre	Slick-Medium	Speed
1	Front Tyre	Slick-Soft		Rear Tyre	Slick-Medium
		New Tyre			New Tyre

Run #	Front Tyre	Slick-Soft	Rear Tyre	Slick-Medium	Speed
8	11'25.339	28.584	21.137	22.295	30.443
9	1'36.923	26.978	19.837	19.957	30.151 297.5
10	1'35.259	26.702	19.671	19.616	29.270 290.3
11	1'49.981 P	33.460	24.255*	21.310	30.956 301.6

Run #	Front Tyre	Slick-Soft	Rear Tyre	Slick-Medium	Speed
12	8'18.717	28.245	21.033	20.370	30.068
13	1'36.147	26.360	19.221	20.499	30.067 303.3
14	1'33.932	26.325	19.305	19.528	28.774 301.6
15	1'33.872	26.110	19.183	19.625	28.954 302.5
16	1'39.187	29.258	21.046	19.751	29.132 290.3
17	1'33.660	26.010	18.999	19.682	28.969 304.2
18	1'46.412 *	25.989	18.964	19.433*	42.026 305.9

22nd 44 Pol ESPARGARO KTM SPA
 GASGAS Factory Racing Tech3
 Runs=3 Total laps=18 Full laps=13 Valid laps=12

Run #	Front Tyre	Slick-Soft	Rear Tyre	Slick-Medium	Speed
1	2'05.249	29.272	22.811	22.845	32.345
2	1'45.939	28.738	21.491	24.162	31.548 264.0
3	1'41.011	28.342	20.643	21.270	30.756 281.2
4	1'39.489	27.885	20.600	20.577	30.427 279.0
5	1'37.406	27.067	20.097	20.687	29.555 290.3
6	1'36.443	27.201	20.054	19.830	29.358 275.5
7	1'38.480	26.687	19.857	19.645	32.291 305.9
8	1'34.547	26.388	19.497	19.630	29.032 297.5
9	1'39.814	29.243	20.674	19.818	30.079 298.3
10	1'39.193	26.789	20.952	19.863	31.589 296.7
11	1'34.996	26.281	19.535	19.382	29.798 307.6
12	1'40.439 P	28.713	21.605	20.587	29.534 255.3

Run #	Front Tyre	Slick-Soft	Rear Tyre	Slick-Medium	Speed
13	13'05.855	28.179	20.990	21.831	30.774
14	1'39.835	27.409	21.172	20.543	30.711 302.5
15	1'39.772 P	27.508	20.668	21.323	30.273 296.7

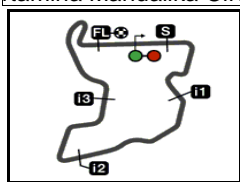
Run #	Front Tyre	Slick-Hard	Rear Tyre	Slick-Medium	Speed
16	6'34.518	28.476	22.903	21.013	30.517
17	1'38.177	27.472	20.800	20.054	29.851 297.5
18	1'36.224 *	26.651	19.895	19.957*	29.721 304.2

Fastest Lap: Jorge MARTIN Prima Pramac Racing SPA 1'31.811 25.593 18.968 18.923 28.327

These data/results cannot be reproduced, stored and/or transmitted in whole or in part by any manner of electronic, mechanical, photocopying, recording, broadcasting or otherwise now known or herein after developed without the previous express consent by the copyright owner, except for reproduction in daily press and regular printed publications on sale to the public within 60 days of the event related to those data/results and always provided that copyright symbol appears together as follows below.
 © DORNA, 2023

Official MotoGP Timing by TISSOT
 www.motogp.com





4301 m.

PERTAMINA GRAND PRIX OF INDONESIA

Free Practice Nr. 1

Best Partial Times

MotoGP™

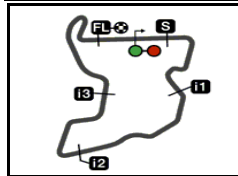
IT Ideal Lap Time, sum of the best partial times

BT Best Lap Time

T1		T2		T3		T4				IT		BT	
Pos	Rider	Time	Rider	Time	Rider	Time	Rider	Time	Pos	Rider	IT	BT	
1	J.MARTIN	25.593	M.VIÑALES	18.776	J.MARTIN	18.923	J.MARTIN	28.327	1	M.VIÑALES	1'31.811	1'31.913	(2)
2	M.VIÑALES	25.622	M.BEZZECCHI	18.822	M.VIÑALES	18.976	F.BAGNAIA	28.396	1	J.MARTIN	1'31.811	1'31.811	(1)
3	M.MARQUEZ	25.647	F.BAGNAIA	18.918	B.BINDER	19.037	A.ESPARGARO	28.430	3	A.ESPARGAR	1'32.162	1'32.347	(3)
4	A.ESPARGARO	25.685	L.MARINI	18.937	A.ESPARGARO	19.060	M.VIÑALES	28.437	4	F.BAGNAIA	1'32.286	1'32.570	(6)
5	M.BEZZECCHI	25.732	A.RINS	18.964	E.BASTIANINI	19.104	M.MARQUEZ	28.446	5	M.BEZZECCHI	1'32.319	1'32.552	(5)
6	F.MORBIDELLI	25.765	J.MARTIN	18.968	F.MORBIDELLI	19.113	E.BASTIANINI	28.488	6	E.BASTIANINI	1'32.385	1'32.763	(9)
7	E.BASTIANINI	25.779	R.FERNANDEZ	18.984	T.NAKAGAMI	19.120	F.MORBIDELLI	28.490	7	F.MORBIDELLI	1'32.538	1'32.541	(4)
8	B.BINDER	25.786	A.ESPARGARO	18.987	F.BAGNAIA	19.130	J.MILLER	28.492	8	M.MARQUEZ	1'32.599	1'32.893	(14)
9	F.QUARTARARO	25.794	E.BASTIANINI	19.014	J.MILLER	19.154	L.MARINI	28.516	9	J.MILLER	1'32.633	1'32.646	(7)
10	J.MILLER	25.795	F.DI GIANNANTO	19.084	F.DI GIANNANTO	19.160	J.MIR	28.520	10	L.MARINI	1'32.641	1'32.811	(10)
11	M.OLIVEIRA	25.815	T.NAKAGAMI	19.096	R.FERNANDEZ	19.164	T.NAKAGAMI	28.540	11	B.BINDER	1'32.668	1'32.668	(8)
12	J.MIR	25.823	M.OLIVEIRA	19.127	M.MARQUEZ	19.171	F.DI GIANNANTO	28.549	12	F.DI GIANNAN	1'32.723	1'32.851	(11)
13	F.BAGNAIA	25.842	F.QUARTARARO	19.168	J.ZARCO	19.176	M.BEZZECCHI	28.555	13	F.QUARTARAR	1'32.756	1'32.868	(12)
14	J.ZARCO	25.844	F.MORBIDELLI	19.170	A.MARQUEZ	19.178	A.FERNANDEZ	28.583	14	T.NAKAGAMI	1'32.850	1'32.878	(13)
15	L.MARINI	25.872	J.MILLER	19.192	F.QUARTARARO	19.196	B.BINDER	28.597	15	R.FERNANDEZ	1'32.856	1'33.248	(17)
16	F.DI GIANNANTO	25.930	A.MARQUEZ	19.203	M.OLIVEIRA	19.196	F.QUARTARARO	28.598	16	J.ZARCO	1'32.929	1'33.101	(15)
17	A.FERNANDEZ	25.978	A.FERNANDEZ	19.239	M.BEZZECCHI	19.210	J.ZARCO	28.648	17	M.OLIVEIRA	1'32.934	1'33.447	(19)
18	A.RINS	25.989	B.BINDER	19.248	A.FERNANDEZ	19.278	R.FERNANDEZ	28.717	18	J.MIR	1'33.051	1'33.431	(18)
19	R.FERNANDEZ	25.991	J.ZARCO	19.261	L.MARINI	19.316	A.MARQUEZ	28.735	19	A.FERNANDEZ	1'33.078	1'33.139	(16)
20	A.MARQUEZ	26.070	M.MARQUEZ	19.335	J.MIR	19.369	A.RINS	28.774	20	A.MARQUEZ	1'33.186	1'33.556	(20)
21	T.NAKAGAMI	26.094	J.MIR	19.339	P.ESPARGARO	19.382	M.OLIVEIRA	28.796	21	A.RINS	1'33.255	1'33.660	(21)
22	P.ESPARGARO	26.281	P.ESPARGARO	19.497	A.RINS	19.528	P.ESPARGARO	29.032	22	P.ESPARGAR	1'34.192	1'34.547	(22)

These data/results cannot be reproduced, stored and/or transmitted in whole or in part by any manner of electronic, mechanical, photocopying, recording, broadcasting or otherwise now known or herein after developed without the previous express consent by the copyright owner, except for reproduction in daily press and regular printed publications on sale to the public within 60 days of the event related to those data/results and always provided that copyright symbol appears together as follows below.
© DORNA, 2023





4301 m.

PERTAMINA GRAND PRIX OF INDONESIA

Free Practice Nr. 1

Fastest Laps Sequence

<i>Practice Time</i>	 <i>Rider</i>	<i>Nation</i>	<i>Motorcycle</i>	<i>Time</i>	<i>Km/h</i>	<i>Rider's Lap</i>
3'49.670	72 Marco BEZZECCHI	ITA	DUCATI	1'43.177	150.0	2
3'54.868	5 Johann ZARCO	FRA	DUCATI	1'39.579	155.4	2
3'55.094	93 Marc MARQUEZ	SPA	HONDA	1'39.307	155.9	2
4'15.421	1 Francesco BAGNAIA	ITA	DUCATI	1'37.856	158.2	2
4'16.164	88 Miguel OLIVEIRA	POR	APRILIA	1'36.903	159.7	2
5'34.084	36 Joan MIR	SPA	HONDA	1'36.212	160.9	3
5'39.105	23 Enea BASTIANINI	ITA	DUCATI	1'36.069	161.1	3
5'49.301	41 Aleix ESPARGARO	SPA	APRILIA	1'36.058	161.1	3
5'49.558	30 Takaaki NAKAGAMI	JPN	HONDA	1'35.912	161.4	3
5'49.832	12 Maverick VIÑALES	SPA	APRILIA	1'34.813	163.3	3
7'24.099	12 Maverick VIÑALES	SPA	APRILIA	1'34.267	164.2	4
8'41.925	93 Marc MARQUEZ	SPA	HONDA	1'34.161	164.4	5
8'57.299	12 Maverick VIÑALES	SPA	APRILIA	1'33.200	166.1	5
13'39.401	12 Maverick VIÑALES	SPA	APRILIA	1'32.651	167.1	8
29'03.133	1 Francesco BAGNAIA	ITA	DUCATI	1'32.570	167.2	13
30'00.576	12 Maverick VIÑALES	SPA	APRILIA	1'32.039	168.2	14
44'18.334	89 Jorge MARTIN	SPA	DUCATI	1'31.811	168.6	20

These data/results cannot be reproduced, stored and/or transmitted in whole or in part by any manner of electronic, mechanical, photocopying, recording, broadcasting or otherwise now known or herein after developed without the previous express consent by the copyright owner, except for reproduction in daily press and regular printed publications on sale to the public within 60 days of the event related to those data/results and always provided that copyright symbol appears together as follows below.

© DORNA, 2023

