

4554 m.

OR THAILAND GRAND PRIX
Practice Nr. 1
Classification

3

	Rider	Nation	Team	Motorcycle	Time	Lap Total	Gap	Top Speed
1	37 Pedro ACOSTA	SPA	Red Bull KTM Ajo	KALEX	1'36.266	15 18		281.2
2	54 Fermín ALDEGUER	SPA	Beta Tools SpeedUp	BOSCOSCURO	1'36.354	17 17	0.088 0.088	277.6
3	71 Dennis FOGGIA	ITA	Italtrans Racing Team	KALEX	1'36.423	15 17	0.157 0.069	281.9
4	79 Ai OGURA	JPN	IDEMITSU Honda Team Asia	KALEX	1'36.564	15 17	0.298 0.141	284.2
5	14 Tony ARBOLINO	ITA	Elf Marc VDS Racing Team	KALEX	1'36.600	15 16	0.334 0.036	279.0
6	40 Aron CANET	SPA	Pons Wegow Los40	KALEX	1'36.604	12 16	0.338 0.004	278.3
7	35 Somkiat CHANTRA	THA	IDEMITSU Honda Team Asia	KALEX	1'36.643	16 18	0.377 0.039	280.5
8	96 Jake DIXON	GBR	Inde GASGAS Aspar Team	KALEX	1'36.669	5 12	0.403 0.026	279.7
9	18 Manuel GONZALEZ	SPA	Correos Prepago Yamaha VR46 T	KALEX	1'36.702	14 18	0.436 0.033	278.3
10	75 Albert ARENAS	SPA	Red Bull KTM Ajo	KALEX	1'36.703	14 17	0.437 0.001	280.5
11	24 Marcos RAMIREZ	SPA	OnlyFans American Racing	KALEX	1'36.754	14 20	0.488 0.051	278.3
12	13 Celestino VIETTI	ITA	Fantic Racing	KALEX	1'36.811	15 19	0.545 0.057	279.7
13	28 Izan GUEVARA	SPA	Inde GASGAS Aspar Team	KALEX	1'36.833	13 19	0.567 0.022	283.4
14	16 Joe ROBERTS	USA	Italtrans Racing Team	KALEX	1'36.851	11 18	0.585 0.018	276.2
15	12 Filip SALAC	CZE	QJMOTOR Gresini Moto2	KALEX	1'36.911	4 18	0.645 0.060	279.0
16	21 Alonso LOPEZ	SPA	Beta Tools SpeedUp	BOSCOSCURO	1'36.919	13 19	0.653 0.008	281.9
17	22 Sam LOWES	GBR	Elf Marc VDS Racing Team	KALEX	1'37.004	16 18	0.738 0.085	275.5
18	11 Sergio GARCIA	SPA	Pons Wegow Los40	KALEX	1'37.162	13 18	0.896 0.158	279.7
19	84 Zonta VD GOORBERGH	NED	Fieten Olie Racing GP	KALEX	1'37.192	18 19	0.926 0.030	277.6
20	64 Bo BENDSNEYDER	NED	Pertamina Mandalika SAG Team	KALEX	1'37.197	13 18	0.931 0.005	274.1
21	23 Taiga HADA	JPN	Pertamina Mandalika SAG Team	KALEX	1'37.207	15 18	0.941 0.010	279.7
22	52 Jeremy ALCOBA	SPA	QJMOTOR Gresini Moto2	KALEX	1'37.275	14 18	1.009 0.068	279.0
23	15 Darryn BINDER	RSA	Liqui Moly Husqvarna Intact GP	KALEX	1'37.286	11 15	1.020 0.011	277.6
24	3 Lukas TULOVIC	GER	Liqui Moly Husqvarna Intact GP	KALEX	1'37.305	19 21	1.039 0.019	278.3
25	7 Barry BALTUS	BEL	Fieten Olie Racing GP	KALEX	1'37.306	14 20	1.040 0.001	277.6
26	33 Rory SKINNER	GBR	OnlyFans American Racing	KALEX	1'37.673	15 19	1.407 0.367	275.5
27	67 Alberto SURRA	ITA	Forward Team	FORWARD	1'37.958	13 17	1.692 0.285	278.3
28	17 Alex ESCRIG	SPA	Forward Team	FORWARD	1'37.995	13 17	1.729 0.037	278.3
29	9 Mattia CASADEI	ITA	Fantic Racing	KALEX	1'38.376	13 18	2.110 0.381	276.9
30	5 Kohta NOZANE	JPN	Correos Prepago Yamaha VR46 T	KALEX	1'38.771	17 18	2.505 0.395	275.5

Practice condition: **Dry**
Air: 31°
Humidity: 82%
Ground: 28°

Fastest Lap:	Lap: 15	Pedro ACOSTA	1'36.266	170.3 Km/h
Best Race Lap:	2019	Luca MARINI	1'36.097	170.6 Km/h
All Time Lap Record:	2019	Alex MARQUEZ	1'35.297	172.0 Km/h

The results are provisional until the end of the limit for protest and appeals.

Time limit for protest expires 60' after publication of the results - Time:

These data/results cannot be reproduced, stored and/or transmitted in whole or in part by any manner of electronic, mechanical, photocopying, recording, broadcasting or otherwise now known or herein after developed without the previous express consent by the copyright owner, except for reproduction in daily press and regular printed publications on sale to the public within 60 days of the event related to those data/results and always provided that copyright symbol appears together as follows below.

© DORNA, 2023

Official MotoGP Timing by **TISSOT**
www.motogp.com

Buriram, Friday, October 27, 2023





4554 m.

OR THAILAND GRAND PRIX

Practice Nr. 1

Top Speed & Average

4



Rider	Nation	Motorcycle	Top 5 speeds					Average	Top
79 Ai OGURA	JPN	KALEX	284.2	281.2	279.7	279.0	277.6	279.9	284.2
28 Izan GUEVARA	SPA	KALEX	283.4	281.2	281.2	280.5	280.5	281.2	283.4
21 Alonso LOPEZ	SPA	BOSCOSCURO	281.9	281.2	280.5	279.7	279.7	280.3	281.9
71 Dennis FOGGIA	ITA	KALEX	281.9	279.0	279.0	278.3	278.3	279.3	281.9
37 Pedro ACOSTA	SPA	KALEX	281.2	280.5	280.5	280.5	279.7	280.3	281.2
35 Somkiat CHANTRA	THA	KALEX	280.5	279.7	279.0	279.0	278.3	279.3	280.5
75 Albert ARENAS	SPA	KALEX	280.5	276.9	275.5	272.7	272.7	275.2	280.5
11 Sergio GARCIA	SPA	KALEX	279.7	279.7	279.0	279.0	277.6	279.0	279.7
13 Celestino VIETTI	ITA	KALEX	279.7	279.0	278.3	276.2	276.2	277.9	279.7
23 Taiga HADA	JPN	KALEX	279.7	278.3	278.3	276.9	276.9	278.0	279.7
96 Jake DIXON	GBR	KALEX	279.7	279.0	279.0	278.3	278.3	278.9	279.7
12 Filip SALAC	CZE	KALEX	279.0	278.3	277.6	277.6	277.6	278.0	279.0
14 Tony ARBOLINO	ITA	KALEX	279.0	278.3	278.3	277.6	276.9	277.6	279.0
52 Jeremy ALCOBA	SPA	KALEX	279.0	277.6	276.9	276.9	276.2	277.1	279.0
3 Lukas TULOVIC	GER	KALEX	278.3	277.6	276.9	276.9	276.9	277.2	278.3
17 Alex ESCRIG	SPA	FORWARD	278.3	278.3	278.3	277.6	277.6	278.0	278.3
18 Manuel GONZALEZ	SPA	KALEX	278.3	277.6	276.9	276.9	276.9	277.3	278.3
24 Marcos RAMIREZ	SPA	KALEX	278.3	278.3	278.3	276.9	276.2	277.4	278.3
40 Aron CANET	SPA	KALEX	278.3	278.3	277.6	276.9	276.9	277.6	278.3
67 Alberto SURRA	ITA	FORWARD	278.3	276.9	276.2	275.5	274.8	276.3	278.3
7 Barry BALTUS	BEL	KALEX	277.6	274.8	274.8	274.8	274.8	275.4	277.6
15 Darryn BINDER	RSA	KALEX	277.6	276.9	275.5	274.8	274.1	275.8	277.6
54 Fermin ALDEGUER	SPA	BOSCOSCURO	277.6	276.9	276.2	275.5	275.5	276.2	277.6
84 Zonta VD GOORBERGH	NED	KALEX	277.6	277.6	277.6	276.9	276.9	277.3	277.6
9 Mattia CASADEI	ITA	KALEX	276.9	275.5	275.5	274.8	274.8	275.5	276.9
16 Joe ROBERTS	USA	KALEX	276.2	275.5	275.5	275.5	275.5	275.6	276.2
5 Kohta NOZANE	JPN	KALEX	275.5	274.1	273.4	272.7	272.7	273.7	275.5
22 Sam LOWES	GBR	KALEX	275.5	275.5	275.5	274.8	273.4	274.7	275.5
33 Rory SKINNER	GBR	KALEX	275.5	274.8	274.1	274.1	273.4	274.1	275.5
64 Bo BENDSNEYDER	NED	KALEX	274.1	273.4	272.0	272.0	272.0	272.6	274.1

These data/results cannot be reproduced, stored and/or transmitted in whole or in part by any manner of electronic, mechanical, photocopying, recording, broadcasting or otherwise now known or herein after developed without the previous express consent by the copyright owner, except for reproduction in daily press and regular printed publications on sale to the public within 60 days of the event related to those data/results and always provided that copyright symbol appears together as follows below.

© DORNA, 2023

Official MotoGP Timing by TISSOT
www.motogp.com



Buriram, Friday, October 27, 2023



Results and timing service provided by TISSOT

Moto2™

BURIRAM THAILAND GRAND PRIX

Practice Nr. 1

Chronological Analysis of Performances

5

* Lap / Sector time cancelled

T1 Time from finish line to 1st intermedate

T3 Time from 2nd intermed. to 3rd intermed.

P Crossing the finish line in pit lane

T2 Time from 1st intermed. to 2nd intermed.

T4 Time from 3rd intermedate to finish line

Lap	Lap Time	T1	T2	T3	T4	Speed	Lap	Lap Time	T1	T2	T3	T4	Speed																																																																																																																							
1st 37 Pedro ACOSTA Red Bull KTM Ajo SPA Runs=2 Total laps=18 Full laps=15 Valid laps=13							4	1'37.624	20.727	28.286	23.912	24.699	276.9	5	1'37.181	20.666	28.188	23.790	24.537	276.2	6	1'37.097	20.563	28.259	23.779	24.496	276.2	7	1'38.808	20.670	28.066	25.142	24.930	276.9	8	1'37.166	20.749	28.023	23.884	24.510	275.5	9	1'37.555	20.681	28.249	24.027	24.598	276.9	10	1'55.386 P	20.852	30.940	25.143	38.451	276.9	11	13'24.308	23.842	31.299	24.886	26.220	170.8	12	1'37.022	20.641	28.068	23.824	24.489	278.3	13	1'36.833	20.620	28.130	23.658	24.425	275.5	14	1'36.614	20.598	27.991	23.695	24.330	278.3	15	1'36.423	20.585	27.874	23.661	24.303	279.0	16	1'37.216	20.611	28.290	23.809	24.506	275.5	17	1'38.312	20.471	28.306	24.636	24.899	281.9																												
2nd 54 Fermín ALDEGUER Beta Tools SpeedUp SPA Runs=2 Total laps=17 Full laps=14 Valid laps=13							4th 79 Ai OGURA IDEMITSU Honda Tea JPN Runs=2 Total laps=17 Full laps=14 Valid laps=9							1	3'11.664 *	20.952	30.827*	25.990	25.300	255.3	2	1'38.408	20.975	28.411	24.470	24.552	275.5	3	1'37.550	20.774	28.134	24.205	24.437	277.6	4	1'37.358	20.818	28.105	24.029	24.406	275.5	5	1'37.255 *	20.680	28.060	24.006*	24.509	276.9	6	1'37.913 *	20.689	28.092	24.493*	24.639*	277.6	7	1'37.369	20.821	28.027	24.058	24.463	274.8	8	1'37.381	20.786	28.097	23.993	24.505	276.2	9	1'37.327	20.776	28.009	23.973	24.569	276.9	10	1'54.851 P	20.851	28.093	24.101	41.806	276.9	11	12'55.949	33.267	31.026	24.862	24.665	156.9	12	1'37.128 *	20.716	27.902	23.957*	24.553	276.2	13	1'37.940 *	21.08*	28.075	24.017	24.764	276.2	14	1'36.671	20.621	27.759	23.893	24.398	279.0	15	1'36.564	20.598	27.782	23.884	24.300	281.2	16	1'37.106	20.655	27.977	23.972	24.502	279.7	17	1'57.466 *	20.567	28.082*	41.876	26.941	284.2
3rd 71 Dennis FOGGIA Italtrans Racing Team ITA Runs=2 Total laps=17 Full laps=14 Valid laps=14							5th 14 Tony ARBOLINO Elf Marc VDS Racing ITA Runs=2 Total laps=16 Full laps=13 Valid laps=11							1	2'48.130	16.819	29.730	24.615	24.928	270.6	2	1'38.339	20.932	28.485	24.122	24.800	276.2	3	1'38.048	20.867	28.682	23.975	24.524	276.2	4	1'40.459	20.692	28.144	26.658	24.965	276.9	5	1'37.355	20.656	28.266	23.899	24.534	277.6	6	1'37.175 *	20.699	28.198	23.831*	24.447	278.3	7	1'37.263	20.783	28.051	23.886	24.543	276.2	8	1'37.356	20.794	28.158	23.892	24.512	276.9	9	1'53.993 P	21.428	29.156	24.812	38.597	274.1																																																								
1	2'22.955	17.165	30.197	24.737	25.044	266.6	1	1'52.602	17.829	31.316	25.637	25.807	220.4	1	2'40.953	17.231	30.122	24.674	25.276	260.2	1	2'48.130	16.819	29.730	24.615	24.928	270.6																																																																																																									
2	1'38.131	20.942	28.584	24.231	24.374	279.0	2	1'39.509	21.207	29.148	24.389	24.765	254.1	2	1'41.086	20.779	31.127	24.608	24.572	279.0	2	1'38.339	20.932	28.485	24.122	24.800	276.2																																																																																																									
3	1'36.752	20.589	28.125	23.818	24.220	278.3	3	1'38.006	20.811	28.339	24.086	24.770	277.6	3	1'37.790	20.740	28.382	24.073	24.595	274.8	3	1'38.048	20.867	28.682	23.975	24.524	276.2																																																																																																									
4	1'36.671	20.627	27.972	23.911	24.161	279.0	4	1'38.448	21.014	28.193	23.839	25.402	273.4	4	1'36.601	20.730	28.007	23.629	24.235	273.4	4	1'40.459	20.692	28.144	26.658	24.965	276.9																																																																																																									
5	1'36.842	20.658	28.139	23.737	24.308	279.7	5	1'36.939	20.731	28.090	23.626	24.492	275.5	5	1'45.009	20.761			24.379	270.0	5	1'37.355	20.656	28.266	23.899	24.534	277.6																																																																																																									
6	1'40.135	20.681	28.296	25.239	25.919	279.0	6	1'37.186	20.739	28.018	23.960	24.469	276.2	6	1'37.213	20.785	28.156	23.731	24.541	271.3	6	1'37.175 *	20.699	28.198	23.831*	24.447	278.3																																																																																																									
7	1'37.674 *	20.709	28.082	24.094	24.789*	280.5	7	1'36.883 *	20.824	28.004	23.670*	24.385*	276.9	7	1'37.190	20.922	28.154	23.772	24.342	270.0	7	1'37.263	20.783	28.051	23.886	24.543	276.2																																																																																																									
8	1'37.358	20.896	28.179	23.825	24.458	280.5	8	1'36.602	20.792	27.954	23.643	24.213	275.5	8	1'37.131	20.786	27.990	23.793	24.562	272.0	8	1'37.356	20.794	28.158	23.892	24.512	276.9																																																																																																									
9	1'37.029	20.770	28.092	23.848	24.319	279.7	9	1'36.724	20.754	27.837	23.778	24.355	275.5	9	1'36.601	20.730	28.007	23.629	24.235	273.4	9	1'53.993 P	21.428	29.156	24.812	38.597	274.1																																																																																																									
10	1'36.825	20.723	28.177	23.731	24.194	278.3	10	1'59.303 P	22.728	30.375	25.778	40.422	252.9	10	1'36.601	20.730	28.007	23.629	24.235	273.4																																																																																																																
11	1'54.864 P	20.750	31.048	25.692	37.374	278.3	11	13'54.642	17.954	29.874	24.242	24.695	267.9	11	1'36.601	20.730	28.007	23.629	24.235	273.4																																																																																																																
12	12'26.969	20.293	30.259	24.920	24.386	250.0	12	1'37.190	20.922	28.154	23.772	24.342	270.0	12	1'36.601	20.730	28.007	23.629	24.235	273.4																																																																																																																
13	1'36.454	20.607	27.886	23.793	24.168	278.3	13	1'37.131	20.786	27.990	23.793	24.562	272.0	13	1'36.601	20.730	28.007	23.629	24.235	273.4																																																																																																																
14	1'36.269	20.699	27.838	23.606	24.126	279.0	14	1'37.131	20.786	27.990	23.793	24.562	272.0	14	1'36.601	20.730	28.007	23.629	24.235	273.4																																																																																																																
15	1'36.266	20.550	27.778	23.729	24.209	280.5	15	1'36.939	20.731	28.090	23.626	24.492	275.5	15	1'45.009	20.761			24.379	270.0																																																																																																																
16	1'36.546	20.547	27.697	23.749	24.553	281.2	16	1'37.186	20.739	28.018	23.960	24.469	276.2	16	1'37.213	20.785	28.156	23.731	24.541	271.3																																																																																																																
17	1'36.445	20.665	27.718	23.828	24.234	279.7	17	1'36.883 *	20.824	28.004	23.670*	24.385*	276.9	17	1'36.354	20.733	27.794	23.654	24.173	274.1																																																																																																																
18	1'36.604 *	20.632	27.834	23.868*	24.270	279.0	18	1'36.602	20.792	27.954	23.643	24.213	275.5																																																																																																																							

Fastest Lap: Pedro ACOSTA Red Bull KTM Ajo SPA 1'36.266 20.550 27.778 23.729 24.209

These data/results cannot be reproduced, stored and/or transmitted in whole or in part by any manner of electronic, mechanical, photocopying, recording, broadcasting or otherwise now known or herein after developed without the previous express consent by the copyright owner, except for reproduction in daily press and regular printed publications on sale to the public within 60 days of the event related to those data/results and always provided that copyright symbol appears together as follows below.
© DORNA, 2023

Official MotoGP Timing by TISSOT
www.motogp.com

Buriram, Friday, October 27, 2023

Page 1 of 6



Practice Nr. 1

Moto2

Lap	Lap Time	T1	T2	T3	T4	Speed	Lap	Lap Time	T1	T2	T3	T4	Speed
10	1'42.469 *	28.273	43.100*	27.925	25.038	224.5	7	2'053.691	20.065	35.546	24.683	24.792	161.4
11	1'37.619	21.051	28.266	23.867	24.435	275.5	8	1'40.361	20.819	28.248	23.761	27.533	276.9
12	1'36.913 *	20.750	27.941	23.821*	24.401	276.9	9	1'37.104	20.751	28.068	23.893	24.392	279.0
13	1'36.677	20.689	27.953	23.740	<u>24.295</u>	278.3	10	1'36.978	20.670	<u>27.944</u>	23.861	24.503	<u>279.7</u>
14	1'46.159	<u>20.651</u>			24.477	276.2	11	1'37.045	20.700	27.987	23.781	24.577	278.3
15	<u>1'36.600</u>	20.681	<u>27.887</u>	<u>23.718</u>	24.314	<u>279.0</u>	12	2'16.865 P	20.737	45.341*	29.216*	41.571	277.6
16	1'37.060	20.691	28.005	23.745	24.619	276.9							

6th	40	Aron CANET	Pons Wegow Los40	SPA
		Runs=2	Total laps=16	Full laps=13 Valid laps=11

1	3'13.158 *	18.092	30.681	24.935*	24.990	242.6
2	1'38.344 *	20.980	28.699	24.073*	24.592	274.1
3	1'37.730	20.950	28.407	23.803	24.570	273.4
4	1'37.600	20.983	28.408	23.731	24.478	272.7
5	1'37.613	20.938	28.348	23.771	24.556	272.7
6	1'37.774 *	20.931	28.230	23.850*	24.763*	273.4
7	1'37.553	20.954	28.268	23.819	24.512	272.7
8	1'37.629	20.931	28.308	23.909	24.481	273.4
9	2'05.130 P	23.622	31.131	25.808	44.569	244.3
10	14'06.402	17.590	29.279	24.500	24.575	272.0
11	1'37.372	21.302	28.054	23.656	24.360	276.9
12	<u>1'36.604</u>	20.684	28.069	<u>23.555</u>	<u>24.296</u>	<u>278.3</u>
13	1'36.625	20.722	27.969	23.601	24.333	278.3
14	1'47.395	20.747			24.476	276.9
15	1'36.656	<u>20.669</u>	28.016	23.671	24.300	277.6
16	1'37.079	20.828	<u>27.960</u>	23.617	24.674	274.8

7th	35	Somkiat CHANTRA	IDEMITSU Honda Tea	THA
		Runs=3	Total laps=18	Full laps=13 Valid laps=11

1	2'42.701	17.548	30.093	25.727	26.719	267.9
2	1'38.763 *	21.11*	28.784	24.206	24.661	274.1
3	1'40.088	21.326	30.279	24.072	24.411	262.7
4	1'42.111	20.732	32.191	24.358	24.830	278.3
5	1'37.012	20.619	28.088	23.801	24.504	276.9
6	1'37.246	20.699	28.130	23.818	24.599	275.5
7	1'37.392	20.796	28.167	23.956	24.473	274.1
8	1'37.104	20.800	<u>27.930</u>	23.898	24.476	276.2
9	1'53.958 P	21.448	29.298	24.954*	38.258	264.7
10	8'07.720	17.508	28.742	24.182	24.659	272.7
11	1'37.285	20.699	28.159	23.901	24.526	273.4
12	1'37.168	20.655	28.094	23.912	24.507	275.5
13	1'37.401	20.659	28.174	23.889	24.679	279.7
14	1'51.412 P	20.802	28.549	24.375	37.686	276.9
15	5'07.627	17.241	28.436	24.474	24.819	272.7
16	<u>1'36.643</u>	20.571	27.958	<u>23.750</u>	<u>24.364</u>	279.0
17	1'37.084	20.655	28.145	23.872	24.412	279.0
18	1'42.728 *	<u>20.533</u>	27.853*	28.509*	25.833	<u>280.5</u>

8th	96	Jake DIXON	Inde GASGAS Aspar	GBR
		Runs=2	Total laps=12	Full laps=8 Valid laps=7

1	2'43.298	17.440	29.940	25.105	26.094	269.3
2	1'38.497	20.804	28.884	24.210	24.599	277.6
3	1'40.411 *	20.676	28.455	24.791*	26.489	274.8
4	1'36.934	20.682	28.071	23.801	24.380	278.3
5	<u>1'36.669</u>	20.653	28.058	<u>23.612</u>	<u>24.346</u>	277.6
6	2'30.127 P	<u>20.545</u>	27.979	23.677	1'17.926	279.0

9th	18	Manuel GONZALEZ	Correos Prepago Yam	SPA
		Runs=3	Total laps=18	Full laps=13 Valid laps=11

1	2'40.311	17.813	29.886	24.559	25.311	258.9
2	1'41.912	20.827	32.193	24.286	24.606	274.8
3	1'38.356	20.815	28.426	24.397	24.718	<u>278.3</u>
4	1'37.203	20.707	28.151	23.901	24.444	277.6
5	1'37.025	20.815	28.114	<u>23.692</u>	24.404	276.2
6	1'45.426	20.664	28.276	28.520	27.966	276.9
7	1'43.702 P	20.752	28.099	23.932	30.919	276.9
8	7'32.591	17.566	28.676	24.293	26.075	272.0
9	1'37.867	20.830	28.249	23.991	24.797	274.1
10	1'37.892	20.793	28.483	23.942	24.674	274.8
11	1'53.430 P	20.764	29.525	24.888	38.253	273.4
12	5'57.121	21.758	33.531	26.750	24.497	199.2
13	1'38.077 *	20.86*	28.898	24.036	<u>24.276</u>	275.5
14	<u>1'36.702</u>	<u>20.626</u>	28.009	23.752	24.315	276.2
15	1'56.484	20.670			31.954	276.9
16	1'36.859	20.710	27.988	23.779	24.382	275.5
17	1'36.775	20.647	<u>27.957</u>	23.720	24.451	275.5
18	1'37.427 *	20.791	28.125*	23.951*	24.560	275.5

10th	75	Albert ARENAS	Red Bull KTM Ajo	SPA
		Runs=2	Total laps=17	Full laps=14 Valid laps=11

1	1'49.346	18.079	30.995	25.466	25.937	228.8
2	1'39.786	21.245	29.341	24.434	24.766	270.6
3	1'38.526	20.909	28.874	24.072	24.671	272.0
4	1'38.236	20.975	28.480	24.244	24.537	271.3
5	1'37.708	20.808	28.515	23.931	24.454	271.3
6	1'38.341	20.953	28.850	24.013	24.525	270.0
7	1'37.826 *	20.802	28.467	24.141*	24.416*	271.3
8	1'37.677	20.729	28.390	23.930	24.628	271.3
9	1'38.659 *	20.812	28.442*	24.574	24.831	272.0
10	1'56.764 P	22.538	30.668	24.804	38.754	251.1
11	13'54.530	22.379	29.775	24.367	24.588	257.1
12	1'37.341	<u>20.629</u>	28.479	23.858	24.375	272.7
13	1'36.743	20.670	<u>27.991</u>	23.786	24.296	272.7
14	<u>1'36.703</u>	20.672	28.090	<u>23.688</u>	<u>24.253</u>	275.5
15	1'56.542	20.657	28.107	42.089	25.689	272.7
16	1'42.321	20.724	32.987	24.048	24.562	<u>280.5</u>
17	1'44.650 *	20.648	28.539*	24.553*	30.910	276.9

11th	24	Marcos RAMIREZ	OnlyFans American R	SPA
		Runs=2	Total laps=20	Full laps=17 Valid laps=14

1	1'52.434	18.400	31.955	26.562	25.875	228.3
2	1'39.213	21.113	29.225	24.398	24.477	269.3
3	1'38.565	20.946	28.566	24.589	24.464	274.1
4	1'38.549	21.060	28.662	23.996	24.831	266.6
5	1'37.703 *	21.105	28.346*	23.883	24.369	274.1
6	1'37.434	20.793	28.402	23.876	24.363	274.8

Fastest Lap:	Pedro ACOSTA	Red Bull KTM Ajo	SPA	1'36.266	20.550	27.778	23.729	24.209
---------------------	--------------	------------------	-----	-----------------	--------	--------	--------	--------

These data/results cannot be reproduced, stored and/or transmitted in whole or in part by any manner of electronic, mechanical, photocopying, recording, broadcasting or otherwise now known or herein after developed without the previous express consent by the copyright owner, except for reproduction in daily press and regular printed publications on sale to the public within 60 days of the event related to those data/results and always provided that copyright symbol appears together as follows below.
© DORNA, 2023

Practice Nr. 1

Moto2

Lap	Lap Time	T1	T2	T3	T4	Speed	Lap	Lap Time	T1	T2	T3	T4	Speed
7	1'37.373	20.824	28.251	23.838	24.460	274.8	18	1'46.896	21.880	32.415	27.440	25.161	269.3
8	1'43.938	20.953	32.786	25.741	24.458	274.1	19	1'38.116 *	20.797	28.259*	24.360*	24.700	281.2
9	1'37.535	20.817	28.332	23.892	24.494	274.8	14th 16 Joe ROBERTS Italtrans Racing Team USA						
10	1'57.242 P	22.043	29.886	24.991	40.322	259.6	Runs=2 Total laps=18 Full laps=15 Valid laps=13						
11	8'56.662	20.375	30.335	24.953	24.974	247.7	1	3'40.224	21.447	35.367	28.066	26.100	243.2
12	1'38.262	21.102	28.381	24.226	24.553	272.7	2	1'39.859	21.115	29.102	24.973	24.669	274.1
13	1'37.173	20.838	28.196	23.854	24.285	274.1	3	1'38.839	20.860	28.477	24.302	25.200	275.5
14	1'36.754	20.695	28.032	23.810	24.217	276.9	4	1'42.020	20.970	32.461	24.022	24.567	273.4
15	1'36.757	20.714	27.975	23.708	24.360	276.2	5	1'37.666	20.783	28.323	24.097	24.463	273.4
16	1'50.720	20.763	33.194	31.720	25.043	276.2	6	1'38.588	20.693	28.724	24.315	24.856	275.5
17	1'37.125 *	20.739	27.948	23.989	24.449*	278.3	7	1'37.506	20.816	28.441	23.814	24.435	275.5
18	1'36.824	20.713	28.004	23.762	24.345	278.3	8	1'37.214	20.849	28.170	23.783	24.412	272.0
19	1'48.885	22.535	36.452	25.455	24.443	178.2	9	1'36.950	20.829	28.101	23.660	24.360	272.0
20	1'40.095 *	20.736	28.109*	23.845*	27.405	278.3	10	1'37.589	20.882	28.344	23.892	24.471	273.4
12th 13 Celestino VIETTI Fantic Racing ITA						11th 136.851 20.727 28.109 23.666 24.349 273.4							
Runs=2 Total laps=19 Full laps=16 Valid laps=11						12 1'52.454 P 20.771 28.057 24.224 39.402 275.5							
1	2'51.146	17.770	30.104	24.999	25.720	254.7	13	10'41.970	19.846	33.582	24.535	24.821	262.1
2	1'39.308	21.187	28.867	24.330	24.924	273.4	14	1'37.665 *	21.02*	28.298	23.834	24.513	272.0
3	1'38.731	21.073	28.586	24.260	24.812	274.1	15	1'37.105	20.819	27.972	23.900	24.414	274.1
4	1'38.875	21.004	28.586	24.120	25.165	273.4	16	1'37.549 *	20.770	28.135	23.999*	24.645	276.2
5	1'37.937 *	20.920	28.399*	23.965	24.653	273.4	17	1'37.873	20.770	28.197	24.394	24.512	273.4
6	1'38.043 *	20.889	28.443	24.061*	24.650*	274.1	18	1'37.284	20.763	28.059	23.841	24.621	273.4
7	1'37.663	20.754	28.283	23.967	24.659	274.1	15th 12 Filip SALAC QJMOTOR Gresini M CZE						
8	1'37.885 *	20.882	28.270	24.000	24.733*	273.4	Runs=2 Total laps=18 Full laps=15 Valid laps=9						
9	1'37.575	20.898	28.105	23.934	24.638	274.8	1	2'24.114	17.407	30.041	24.540	24.870	267.9
10	1'37.193	20.792	28.052	24.017	24.332	273.4	2	1'37.893 *	20.849	28.769	23.903*	24.372	277.6
11	1'55.464 P	21.833	30.717	26.235	36.679	250.5	3	1'37.006	20.871	28.235	23.685	24.215	276.2
12	9'45.807	20.635	29.350	24.209	24.756	250.0	4	1'36.911	20.771	28.069	23.722	24.349	275.5
13	1'37.631	20.811	28.366	23.996	24.458	275.5	5	1'37.298	20.840	28.092	23.841	24.525	274.8
14	1'36.969	20.713	27.989	23.913	24.354	276.2	6	1'37.091 *	20.776	28.126	23.786*	24.403	274.8
15	1'36.811	20.759	27.922	23.807	24.323	275.5	7	1'43.361 *	24.099	30.347	24.140*	24.775*	266.0
16	1'37.154	20.819	28.050	23.901	24.384	279.7	8	1'38.779 *	20.901	28.236*	23.967*	25.675	276.2
17	1'51.081 *	20.753	28.279*	37.367	24.682	276.2	9	1'39.534 *	20.783	28.411*	25.440*	24.900	276.9
18	1'36.815	20.676	27.935	23.782	24.422	279.0	10	1'37.124	20.792	28.096	23.795	24.441	276.2
19	1'36.970 *	20.798	27.945*	23.900*	24.327	278.3	11	1'57.394 P	20.954	30.678*	25.611	40.151	274.1
13th 28 Izan GUEVARA Inde GASGAS Aspar SPA						12 11'44.642 17.630 30.605 27.057 30.211 245.4							
Runs=2 Total laps=19 Full laps=16 Valid laps=13						13 1'40.084 20.706 28.108 26.770 24.500 279.0							
1	2'18.394	18.098	30.451	25.314	25.442	265.3	14	1'38.095	20.768	28.304	24.376	24.647	277.6
2	1'38.670	20.965	28.841	24.236	24.628	278.3	15	1'44.813	20.700	28.130	28.560	27.423	277.6
3	1'37.726	20.807	28.389	24.054	24.476	279.0	16	1'37.349	20.744	28.137	23.779	24.689	278.3
4	1'37.718 *	20.746	28.377*	23.934	24.661	278.3	17	1'37.300	20.701	28.297	23.786	24.516	274.1
5	1'38.327	20.699	28.289	23.894	25.445	278.3	18	1'49.441 *	20.690	28.083*	31.264	29.404	276.2
6	1'40.215	21.158	28.568	24.227	26.262	280.5	16th 21 Alonso LOPEZ Beta Tools SpeedUp SPA						
7	1'37.825 *	20.929	28.211	24.035	24.650*	277.6	Runs=2 Total laps=19 Full laps=16 Valid laps=12						
8	1'37.387	20.748	28.154	23.965	24.520	278.3	1	2'05.008	17.431	30.126	24.896	25.068	270.6
9	1'38.593	20.751	29.124	24.105	24.613	277.6	2	1'38.109	20.885	28.439	24.264	24.521	276.9
10	1'37.422	20.685	28.181	23.979	24.577	279.0	3	1'37.669	20.898	28.160	24.000	24.611	277.6
11	1'54.434 P	20.764	29.798	24.872	39.000	278.3	4	1'45.979	20.781	28.225	24.701	32.272	279.7
12	10'22.155	17.306	29.540	24.372	24.760	272.7	5	1'37.203	20.764	28.243	23.865	24.331	277.6
13	1'36.833	20.569	27.998	23.795	24.471	279.7	6	1'51.161	21.006	38.045	27.354	24.756	272.0
14	1'37.099	20.684	28.032	23.875	24.508	283.4	7	1'37.726 *	20.805	28.150	23.893	24.878*	279.0
15	1'37.337	20.667	28.198	24.011	24.461	280.5	8	1'44.657 *	21.292	30.229	27.796*	25.340	273.4
16	1'37.095	20.624	27.862	24.072	24.537	281.2	9	1'37.954	20.906	28.341	24.058	24.649	277.6
17	1'42.612	20.745	28.166	24.073	29.628	280.5							

Fastest Lap: Pedro ACOSTA Red Bull KTM Ajo SPA **1'36.266** 20.550 27.778 23.729 24.209

These data/results cannot be reproduced, stored and/or transmitted in whole or in part by any manner of electronic, mechanical, photocopying, recording, broadcasting or otherwise now known or herein after developed without the previous express consent by the copyright owner, except for reproduction in daily press and regular printed publications on sale to the public within 60 days of the event related to those data/results and always provided that copyright symbol appears together as follows below.
© DORNA, 2023



Practice Nr. 1

Moto2

Lap	Lap Time	T1	T2	T3	T4	Speed	Lap	Lap Time	T1	T2	T3	T4	Speed
10	1'37.632	20.871	28.172	23.929	24.660	276.9	2	1'40.152	21.211	29.375	24.570	24.996	273.4
11	2'01.075 P	21.596			39.850	265.3	3	1'38.359	20.908	28.594	24.171	24.686	274.1
12	1'07.034	17.328	28.530	23.906	24.697	274.1	4	1'38.223	20.898	28.531	24.113	24.681	274.8
13	1'36.919	20.659	27.877	23.950	24.433	279.7	5	1'38.062 *	20.893	28.536	24.005*	24.628	274.8
14	1'36.987	20.789	27.978	23.864	24.356	279.7	6	1'37.751	20.820	28.464	23.933	24.534	276.9
15	1'37.913	20.806	28.287	23.894	24.926	279.7	7	1'41.527	20.868	28.639	25.886	26.134	275.5
16	1'36.863 *	20.618	27.869	23.904*	24.472	281.9	8	1'38.226	20.855	28.377	23.998	24.996	274.8
17	1'46.513	20.923	30.294	30.633	24.663	279.7	9	1'42.182	20.839	32.309	24.168	24.866	274.1
18	1'38.427	20.724	28.177	25.078	24.448	280.5	10	1'55.415 P	20.823	29.724*	26.143	38.725	276.9
19	1'37.100 *	20.627	28.016	23.962*	24.495	281.2	11	9'57.678	16.948	29.057	24.335	24.768	267.3

17th 22 Sam LOWES Elf Marc VDS Racing GBR
Runs=3 Total laps=18 Full laps=14 Valid laps=12

1	2'07.717 P	19.425	31.619	25.699	40.346	207.2
2	4'44.799	20.075	30.037	24.791	25.459	258.3
3	1'38.862	21.034	28.800	24.298	24.730	272.7
4	1'37.966	20.986	28.384	23.879	24.717	273.4
5	1'37.511	20.879	28.117	23.887	24.628	272.7
6	1'37.606	20.838	28.142	23.969	24.657	273.4
7	1'37.924	20.871	28.400	24.072	24.581	272.7
8	1'43.677	22.630	31.563	24.488	24.996	250.0
9	1'37.952	21.004	28.426	23.889	24.633	272.7
10	1'37.938	20.951	28.270	24.110	24.607	272.7
11	1'58.404 P	21.130	30.327	25.055	41.892	270.6
12	9'06.312	27.875	31.976	24.773	25.506	170.6
13	1'38.156 *	21.10 *	28.544	23.953	24.558	271.3
14	1'37.591	20.938	28.133	23.812	24.708	272.7
15	1'37.387	20.834	28.132	23.616	24.805	275.5
16	1'37.004	20.825	27.942	23.803	24.434	275.5
17	1'37.443	20.755	28.201	23.788	24.699	275.5
18	1'37.285 *	20.799	28.074	23.883*	24.529	274.8

18th 11 Sergio GARCIA Pons Wegow Los40 SPA
Runs=2 Total laps=18 Full laps=15 Valid laps=11

1	2'23.658	17.393	30.594	25.385	25.884	266.6
2	1'39.494	21.015	28.924	24.619	24.936	276.9
3	1'38.914	20.993	28.576	24.446	24.899	275.5
4	1'38.388	21.127	28.412	24.177	24.672	274.8
5	1'41.262	20.848	28.533	24.129	27.752	279.0
6	1'38.358	21.047	28.412	24.148	24.751	275.5
7	1'38.296 *	21.103	28.437	24.034	24.722*	273.4
8	1'42.678	21.145	31.512	24.821	25.200	272.7
9	1'38.446 *	20.965	28.532*	24.148	24.801	274.8
10	1'38.542	20.976	28.465	24.211	24.890	275.5
11	1'55.997 P	21.026	28.741*	25.702	40.528	276.2
12	11'49.884	20.032	32.613	26.982	28.919	240.5
13	1'37.162	20.854	28.057	23.864	24.387	276.9
14	1'37.731	20.836	28.073	23.764	25.058	277.6
15	1'37.203	20.810	28.063	23.861	24.469	276.2
16	1'38.437	20.711	29.259	23.993	24.474	279.7
17	1'37.040 *	20.752	28.065*	23.831	24.392	279.0
18	1'40.849 *	20.683	27.989	25.383*	26.794	279.7

19th 84 Zonta VD GOORBE Fieten Olie Racing GP NED
Runs=2 Total laps=19 Full laps=16 Valid laps=14

1	2'10.860	17.405	30.283	25.258	25.540	267.3
---	----------	--------	--------	--------	--------	-------

12	1'37.504	20.881	28.295	23.897	24.431	272.7
13	1'37.303	20.753	28.206	23.845	24.499	274.8
14	1'43.241	20.779	28.215	28.194	26.053	274.1
15	1'45.894	20.742	28.113	29.067	27.972	274.1
16	1'45.935 *	20.840	31.138	29.204*	24.753	277.6
17	1'40.047	20.797	28.209	24.418	26.623	276.9
18	1'37.192	20.727	28.221	23.785	24.459	277.6
19	1'45.329	20.794	28.100	23.730	32.705	277.6

20th 64 Bo BENDSNEYDER Pertamina Mandalika NED
Runs=2 Total laps=18 Full laps=15 Valid laps=12

1	2'25.121	17.880	30.596	24.882	25.229	260.2
2	1'38.749	21.196	28.758	24.186	24.609	272.0
3	1'38.157	20.919	28.334	24.174	24.730	274.1
4	1'38.280	20.981	28.275	24.158	24.866	270.6
5	1'37.844	20.960	28.291	24.047	24.546	272.0
6	1'38.357	20.986	28.318	24.070	24.983	270.0
7	1'37.637 *	20.898	28.175	24.023	24.541*	272.0
8	1'37.652	20.964	28.267	23.948	24.473	273.4
9	2'00.490 P	21.056	30.412	26.188	42.834	270.6
10	12'33.627 *	18.749	29.015	24.052	25.027*	263.4
11	1'37.231	20.943	28.170	23.784	24.334	268.6
12	1'37.715	20.984	28.127	24.144	24.460	270.6
13	1'37.197	20.935	28.128	23.913	24.221	270.0
14	1'37.320 *	20.905	28.007	23.855	24.553*	270.6
15	1'37.496	20.946	28.080	23.999	24.471	271.3
16	1'38.795	20.978	28.124	25.117	24.576	270.6
17	1'40.833	20.901	30.456	24.684	24.792	272.0
18	1'37.923 *	20.960	28.199	24.138*	24.626	269.3

21st 23 Taiga HADA Pertamina Mandalika JPN
Runs=2 Total laps=18 Full laps=15 Valid laps=13

1	2'19.205	20.601	31.074	25.316	25.987	252.3
2	1'38.681	20.918	28.622	24.471	24.670	275.5
3	1'38.028	20.754	28.499	24.273	24.502	275.5
4	1'37.258	20.703	28.110	24.036	24.409	275.5
5	1'37.714	20.828	28.195	24.039	24.652	275.5
6	1'38.057	20.848	28.507	23.978	24.724	275.5
7	1'37.860 *	20.853	28.363	23.966	24.678*	274.8
8	1'37.594	20.692	28.357	23.894	24.651	275.5
9	1'41.555	20.787	31.392	24.631	24.745	274.8
10	1'37.227	20.687	28.176	23.873	24.491	276.9
11	1'54.398 P	20.952	30.956	24.885	37.605	276.2
12	9'48.329	18.963	32.076	24.959	24.963	257.7
13	2'05.635 *	23.644	48.220*	28.020	25.751	236.8
14	1'38.020	20.788	28.291	24.058	24.883	278.3

Fastest Lap: Pedro ACOSTA Red Bull KTM Ajo SPA **1'36.266** 20.550 27.778 23.729 24.209

These data/results cannot be reproduced, stored and/or transmitted in whole or in part by any manner of electronic, mechanical, photocopying, recording, broadcasting or otherwise now known or herein after developed without the previous express consent by the copyright owner, except for reproduction in daily press and regular printed publications on sale to the public within 60 days of the event related to those data/results and always provided that copyright symbol appears together as follows below.
© DORNA, 2023

Practice Nr. 1

Moto2

Lap	Lap Time	T1	T2	T3	T4	Speed	Lap	Lap Time	T1	T2	T3	T4	Speed
15	1'37.207	20.654	28.099	23.952	24.502	276.9	10	1'38.930	20.923	29.223	24.156	24.628	274.8
16	1'42.054	20.695	28.255	24.258	28.846	279.7	11	1'38.268	20.975	28.521	24.292	24.480	276.2
17	1'37.577	20.681	28.159	24.042	24.695	278.3	12	1'43.099	20.876	32.817	24.585	24.821	276.2
18	1'37.537	20.798	28.178	24.049	24.512	274.8	13	1'38.321 *	20.88 *	28.215	24.308	24.914	276.9
unfinished		20.768	28.196			276.2	14	1'55.900 P	20.799	29.864	25.609	39.628	276.9

22nd 52 Jeremy ALCOBA QJMOTOR Gresini M SPA

Runs=2 Total laps=18 Full laps=15 Valid laps=13

1	2'27.291	17.406	30.409	25.382	25.526	268.6
2	1'39.068	21.127	28.793	24.412	24.736	275.5
3	1'38.198	21.003	28.419	24.186	24.590	276.2
4	1'38.081	20.935	28.380	24.127	24.639	275.5
5	1'37.864	20.882	28.402	23.983	24.597	273.4
6	1'37.756	20.805	28.279	24.116	24.556	271.3
7	1'37.538 *	20.925	28.108	24.039	24.466*	274.1
8	1'37.634	20.994	28.199	23.966	24.475	274.8
9	1'37.618	20.943	28.234	23.927	24.514	274.8
10	1'37.981	20.979	28.320	23.972	24.710	275.5
11	1'54.021 P	21.13*	28.529	25.551	38.806	276.9
12	11'44.064	18.716	29.631	24.306	24.618	270.0
13	1'37.424	20.898	28.249	23.858	24.419	276.9
14	1'37.275	20.840	28.219	23.859	24.357	277.6
15	1'37.398 *	20.753	28.096	24.039*	24.510	279.0
16	1'37.365	20.822	28.194	23.890	24.459	276.2
17	1'44.710	23.582	32.450	24.154	24.524	204.5
18	1'37.631	20.842	28.196	23.890	24.703	275.5

23rd 15 Darryn BINDER Liqui Moly Husqvarna RSA

Runs=2 Total laps=15 Full laps=12 Valid laps=11

1	2'06.814	17.394	30.473	25.532	25.414	252.9
2	1'40.029	21.100	29.330	24.708	24.891	270.6
3	1'38.804	21.042	28.826	24.253	24.683	272.0
4	1'38.425	20.765	28.610	24.254	24.796	271.3
5	1'38.074	21.109	28.544	24.053	24.368	274.8
6	1'37.774	20.703	28.585	24.072	24.414	274.1
7	2'16.552 P	20.770	28.692	24.158	1'02.932	276.9
8	16'21.618	19.849	31.505	27.798	25.616	261.5
9	1'52.969	21.172	39.364	27.313	25.120	272.7
10	1'37.775	20.775	28.473	24.129	24.398	273.4
11	1'37.286	20.700	28.203	23.818	24.565	277.6
12	1'37.886	20.818	28.312	24.178	24.578	273.4
13	1'53.794	20.787			24.843	272.7
14	1'37.555	20.696	28.370	24.068	24.421	272.0
15	1'37.729 *	20.730	28.317*	24.152*	24.530	275.5

24th 3 Lukas TULOVIC Liqui Moly Husqvarna GER

Runs=2 Total laps=21 Full laps=18 Valid laps=13

1	1'55.903	17.678	31.945	26.494	26.256	237.3
2	1'42.351	21.439	30.179	25.453	25.280	264.7
3	1'40.620	21.247	29.346	25.027	25.000	276.2
4	1'40.382	21.256	29.069	24.783	25.274	276.9
5	1'39.491	20.997	29.038	24.384	25.072	277.6
6	1'39.390 *	21.29*	28.910	24.408	24.773	274.1
7	1'38.867 *	20.95*	28.827	24.264	24.817	275.5
8	1'38.583	20.945	28.702	24.332	24.604	276.9
9	1'42.271	20.961	30.502	25.808	25.000	275.5

15	7'24.735	17.048	29.282	24.503	24.531	273.4
16	1'38.004	20.854	28.504	24.047	24.599	275.5
17	1'37.784 *	20.82 *	28.338	24.020	24.598	274.8
18	1'38.861	20.969	28.880	24.654	24.358	276.9
19	1'37.305	20.785	28.152	24.010	24.358	278.3
20	1'38.378	20.808	28.456	24.341	24.773	275.5
21	1'40.541 *	22.504	28.933	24.400*	24.704	269.3

25th 7 Barry BALTUS Fieten Olie Racing GP BEL

Runs=2 Total laps=20 Full laps=17 Valid laps=14

1	2'07.503	17.336	29.891	24.943	24.931	262.7
2	1'39.576	20.988	29.067	24.489	25.032	272.0
3	1'39.713 *	20.937	28.871	25.088*	24.817	274.8
4	1'37.920	20.894	28.358	24.035	24.633	273.4
5	1'39.717 *	21.344	29.484	24.342*	24.547	270.6
6	1'38.103	20.947	28.469	24.093	24.594	274.1
7	1'37.975	20.832	28.342	24.136	24.665	274.8
8	1'38.343	20.898	28.303	24.402	24.740	277.6
9	1'45.206	20.984	31.819	27.829	24.574	273.4
10	1'37.701	20.914	28.178	23.974	24.635	274.8
11	1'56.082 P	20.978	28.642	27.806	38.656	272.0
12	9'08.926	20.111	29.300	24.460	24.644	243.7
13	1'37.717	20.899	28.210	24.087	24.521	271.3
14	1'37.306	20.743	28.013	24.011	24.539	274.8
15	1'37.363	20.837	28.274	23.823	24.429	272.7
16	1'38.908	20.992	28.095	24.022	25.799	272.0
17	1'37.911	20.824	28.160	24.183	24.744	273.4
18	1'38.618	20.901	28.875	24.194	24.648	270.0
19	1'38.409	20.898	28.369	24.190	24.952	272.0
20	1'43.231 *	20.895	30.721	25.850*	25.765	273.4

26th 33 Rory SKINNER OnlyFans American R GBR

Runs=2 Total laps=19 Full laps=16 Valid laps=14

1	2'04.685	18.551	32.548	26.108	25.995	243.7
2	1'40.473 *	21.276	29.349	24.708*	25.140	268.6
3	1'39.992	21.178	29.257	24.477	25.080	272.7
4	1'38.868	20.882	28.698	24.379	24.909	273.4
5	1'38.955	21.182	28.707	24.220	24.846	270.0
6	1'38.137	20.809	28.472	24.194	24.662	275.5
7	1'38.302	20.871	28.653	24.114	24.664	274.1
8	1'38.335	20.966	28.624	24.040	24.705	273.4
9	1'54.939 P	20.965	28.493	25.919	39.562	272.7
10	10'16.114	19.011	31.331	24.593	24.926	253.5
11	1'39.015	21.217	28.897	24.212	24.689	267.3
12	1'38.501	20.928	28.734	24.093	24.746	271.3
13	1'38.458	20.968	28.348	24.192	24.950	273.4
14	1'38.054	20.909	28.535	24.119	24.491	271.3
15	1'37.673	20.926	28.314	23.921	24.512	271.3
16	1'40.531	21.064	30.977	23.945	24.545	270.6
17	1'51.884 *	20.950	29.524*	36.686	24.724	274.1
18	1'43.476	23.713	30.757	24.341	24.665	248.8

Fastest Lap:	Pedro ACOSTA	Red Bull KTM Ajo	SPA	1'36.266	20.550	27.778	23.729	24.209
---------------------	--------------	------------------	-----	-----------------	--------	--------	--------	--------

These data/results cannot be reproduced, stored and/or transmitted in whole or in part by any manner of electronic, mechanical, photocopying, recording, broadcasting or otherwise now known or herein after developed without the previous express consent by the copyright owner, except for reproduction in daily press and regular printed publications on sale to the public within 60 days of the event related to those data/results and always provided that copyright symbol appears together as follows below.
© DORNA, 2023

Practice Nr. 1

Moto2

Lap	Lap Time	T1	T2	T3	T4	Speed	Lap	Lap Time	T1	T2	T3	T4	Speed
19	1'38.118	20.931	28.219	24.333	24.635	274.8	13	1'38.376	20.901	28.484	24.314	24.677	274.8
27th 67 Alberto SURRA Forward Team ITA Runs=2 Total laps=17 Full laps=14 Valid laps=14							14	1'38.760	20.924	28.630	24.134	25.072	274.1
1	1'51.149	18.134	31.387	25.561	25.880	229.7	15	1'47.440	20.965	28.415	26.194	31.866	275.5
2	1'40.020	21.017	29.506	24.585	24.912	269.3	16	1'39.366 *	20.941	28.400*	24.510	25.515	276.9
3	1'38.939	20.860	28.910	24.218	24.951	273.4	17	1'50.425	21.084	33.065	30.915	25.361	273.4
4	1'38.892	21.045	28.531	24.140	25.176	272.7	18	1'45.723 *	21.98 *	31.156*	26.153*	26.426	253.5
5	1'38.475	21.001	28.435	24.042	24.997	276.2	30th 5 Kohta NOZANE Correos Prepago Yam JPN Runs=3 Total laps=18 Full laps=13 Valid laps=10						
6	1'42.476	20.975	30.232	25.187	26.082	272.7	1	1'52.057	20.475	32.223	26.191	26.468	210.5
7	1'38.294	20.798	28.416	24.190	24.890	274.1	2	1'43.101 *	21.417	30.527*	25.593	25.564	241.0
8	1'57.947 P	20.881	30.381	24.981	41.704	274.1	3	1'41.249	21.110	29.866	25.250	25.023	266.0
9	13'37.836	16.969	29.346	24.640	24.890	267.9	4	1'43.498 *	21.06*	30.221	26.947	25.266	269.3
10	1'38.571	20.913	28.689	24.221	24.748	273.4	5	1'40.034	21.102	29.246	24.600	25.086	272.7
11	1'46.693	20.765	30.799	27.021	28.108	274.8	6	1'39.452	21.011	29.070	24.596	24.775	271.3
12	1'39.334	21.064	28.616	24.317	25.337	266.0	7	1'39.871 *	20.931	29.220	24.400	25.320*	272.0
13	1'37.958	20.820	28.543	24.002	24.593	276.9	8	1'45.564	21.226	28.948	26.310	29.080	275.5
14	1'38.663	20.856	28.743	24.291	24.773	278.3	9	1'48.945	24.136	30.617	29.238	24.954	256.5
15	1'38.821	20.847	28.749	24.430	24.795	275.5	10	2'00.699 P	24.330	32.539	25.178	38.652	244.3
16	1'38.294	20.945	28.529	24.192	24.628	273.4	11	10'33.375 *	21.005	32.836	25.598*	25.147	225.0
17	1'38.195	20.992	28.409	24.129	24.665	274.1	12	1'39.727	20.999	29.168	24.450	25.110	269.3
28th 17 Alex ESCRIG Forward Team SPA Runs=2 Total laps=17 Full laps=14 Valid laps=9							13	1'39.253	20.987	28.908	24.641	24.717	272.0
1	1'54.340	18.836	32.700	26.814	26.580	212.5	14	2'01.255 P	23.332	30.189	25.222	42.512	233.2
2	1'45.349 *	21.280	30.806	25.503*	27.760	266.6	15	2'22.288	18.419	30.372	31.055	32.228	260.2
3	1'41.466 *	21.129	29.857	25.366*	25.114	276.9	16	1'38.924	20.910	28.858	24.418	24.738	273.4
4	1'39.841	20.911	29.163	24.835	24.932	278.3	17	1'38.771	20.896	28.670	24.415	24.790	272.7
5	1'40.672	21.015	29.454	25.399	24.804	276.9	18	1'39.455	20.914	28.769	24.719	25.053	274.1
6	1'42.279 *	20.833	29.192	26.087*	26.167	277.6	29th 9 Mattia CASADEI Fantic Racing ITA Runs=2 Total laps=18 Full laps=15 Valid laps=11						
7	1'39.366 *	20.881	28.994	24.666*	24.825	278.3	1	1'54.472	19.180	32.488	26.347	26.311	221.7
8	1'57.678 P	21.174	34.769	24.856	36.879	251.7	2	1'43.230 *	21.217	30.940	25.518*	25.555	263.4
9	13'20.176	17.090	29.632	24.543	25.866	271.3	3	1'40.506	21.263	29.549	24.532	25.162	273.4
10	1'38.206	20.865	28.801	24.016	24.524	275.5	4	1'40.544	21.183	29.290	24.402	25.669	271.3
11	1'46.378	20.774	28.562	28.699	28.343	276.2	5	1'39.908	21.110	29.050	24.399	25.349	271.3
12	1'40.259	20.813	28.523	25.634	25.289	275.5	6	1'42.537 *	21.256	28.814	27.232*	25.235	270.6
13	1'37.995	20.792	28.688	24.021	24.494	277.6	7	1'39.213	21.090	28.891	24.336	24.896	274.8
14	1'41.669	20.830	28.556	27.443	24.840	276.9	8	1'38.901	20.957	28.865	24.284	24.795	275.5
15	1'38.949	20.835	28.546	24.685	24.883	277.6	9	1'47.754	24.129	33.388	24.844	25.393	216.4
16	1'40.641	20.795	28.323	25.797	25.726	278.3	10	1'55.685 P	21.058	28.899	28.199*	37.529	272.7
17	1'38.678 *	20.814	28.571*	24.200	25.093	276.2	11	11'53.612	20.776	30.380	24.344	25.134	254.1
							12	1'39.133	21.104	28.804	24.309	24.916	272.0

Fastest Lap: Pedro ACOSTA Red Bull KTM Ajo SPA **1'36.266** 20.550 27.778 23.729 24.209

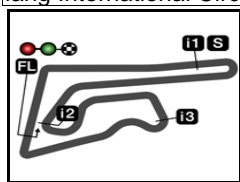
These data/results cannot be reproduced, stored and/or transmitted in whole or in part by any manner of electronic, mechanical, photocopying, recording, broadcasting or otherwise now known or herein after developed without the previous express consent by the copyright owner, except for reproduction in daily press and regular printed publications on sale to the public within 60 days of the event related to those data/results and always provided that copyright symbol appears together as follows below.
© DORNA, 2023

Official MotoGP Timing by TISSOT
www.motogp.com

Buriram, Friday, October 27, 2023

Page 6 of 6





4554 m.

OR THAILAND GRAND PRIX

Practice Nr. 1

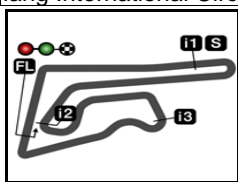
Best Partial Times

IT Ideal Lap Time, sum of the best partial times

BT Best Lap Time

T1		T2		T3		T4				IT		BT	
Pos	Rider	Time	Rider	Time	Rider	Time	Rider	Time	Pos	Rider	IT	BT	
1	D.FOGGIA	20.471	P.ACOSTA	27.697	A.CANET	23.555	P.ACOSTA	24.126	1	P.ACOSTA	1'35.976	1'36.266	(1)
2	S.CHANTRA	20.533	A.OGURA	27.759	P.ACOSTA	23.606	F.ALDEGUER	24.173	2	D.FOGGIA	1'36.306	1'36.423	(3)
3	J.DIXON	20.545	F.ALDEGUER	27.794	J.DIXON	23.612	F.SALAC	24.215	3	F.ALDEGUER	1'36.323	1'36.354	(2)
4	P.ACOSTA	20.547	I.GUEVARA	27.862	S.LOWES	23.616	M.RAMIREZ	24.217	4	J.DIXON	1'36.447	1'36.669	(8)
5	A.OGURA	20.567	A.LOPEZ	27.869	F.ALDEGUER	23.626	B.BENDSNEYDE	24.221	5	A.CANET	1'36.480	1'36.604	(6)
6	I.GUEVARA	20.569	D.FOGGIA	27.874	D.FOGGIA	23.658	A.ARENAS	24.253	6	A.OGURA	1'36.510	1'36.564	(4)
7	A.LOPEZ	20.618	T.ARBOLINO	27.887	J.ROBERTS	23.660	M.GONZALEZ	24.276	7	T.ARBOLINO	1'36.551	1'36.600	(5)
8	M.GONZALEZ	20.626	C.VIETTI	27.922	F.SALAC	23.685	T.ARBOLINO	24.295	7	M.GONZALEZ	1'36.551	1'36.702	(9)
9	A.ARENAS	20.629	S.CHANTRA	27.930	A.ARENAS	23.688	A.CANET	24.296	9	A.ARENAS	1'36.561	1'36.703	(10)
10	T.ARBOLINO	20.651	S.LOWES	27.942	M.GONZALEZ	23.692	A.OGURA	24.300	10	M.RAMIREZ	1'36.568	1'36.754	(11)
11	T.HADA	20.654	J.DIXON	27.944	M.RAMIREZ	23.708	D.FOGGIA	24.303	11	S.CHANTRA	1'36.577	1'36.643	(7)
12	A.CANET	20.669	M.RAMIREZ	27.948	T.ARBOLINO	23.718	C.VIETTI	24.323	12	F.SALAC	1'36.659	1'36.911	(15)
13	C.VIETTI	20.676	M.GONZALEZ	27.957	Z.VD GOORBER	23.730	A.LOPEZ	24.331	13	J.ROBERTS	1'36.674	1'36.851	(14)
14	S.GARCIA	20.683	A.CANET	27.960	S.CHANTRA	23.750	J.DIXON	24.346	14	A.LOPEZ	1'36.682	1'36.919	(16)
15	F.SALAC	20.690	J.ROBERTS	27.972	S.GARCIA	23.764	J.ROBERTS	24.349	15	I.GUEVARA	1'36.687	1'36.833	(13)
16	J.ROBERTS	20.693	S.GARCIA	27.989	C.VIETTI	23.782	J.ALCOBA	24.357	16	C.VIETTI	1'36.703	1'36.811	(12)
17	M.RAMIREZ	20.695	A.ARENAS	27.991	B.BENDSNEYDE	23.784	L.TULOVIC	24.358	17	S.LOWES	1'36.747	1'37.004	(17)
18	D.BINDER	20.696	B.BENDSNEYDE	28.007	I.GUEVARA	23.795	S.CHANTRA	24.364	18	S.GARCIA	1'36.823	1'37.162	(18)
19	Z.VD GOORBER	20.727	B.BALTUS	28.013	D.BINDER	23.818	D.BINDER	24.368	19	B.BENDSNEY	1'36.910	1'37.197	(20)
20	F.ALDEGUER	20.730	F.SALAC	28.069	B.BALTUS	23.823	S.GARCIA	24.387	20	Z.VD GOORBE	1'36.988	1'37.192	(19)
21	B.BALTUS	20.743	J.ALCOBA	28.096	J.ALCOBA	23.858	T.HADA	24.409	21	B.BALTUS	1'37.008	1'37.306	(25)
22	J.ALCOBA	20.753	T.HADA	28.099	A.LOPEZ	23.864	B.BALTUS	24.429	22	T.HADA	1'37.035	1'37.207	(21)
23	S.LOWES	20.755	Z.VD GOORBER	28.100	T.HADA	23.873	Z.VD GOORBER	24.431	23	J.ALCOBA	1'37.064	1'37.275	(22)
24	A.SURRA	20.765	L.TULOVIC	28.152	A.OGURA	23.884	S.LOWES	24.434	24	D.BINDER	1'37.085	1'37.286	(23)

These data/results cannot be reproduced, stored and/or transmitted in whole or in part by any manner of electronic, mechanical, photocopying, recording, broadcasting or otherwise now known or herein after developed without the previous express consent by the copyright owner, except for reproduction in daily press and regular printed publications on sale to the public within 60 days of the event related to those data/results and always provided that copyright symbol appears together as follows below.
© DORNA, 2023



4554 m.

OR THAILAND GRAND PRIX

Practice Nr. 1

Best Partial Times

IT Ideal Lap Time, sum of the best partial times

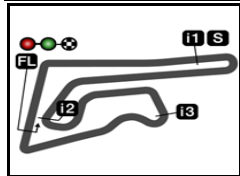
BT Best Lap Time

		T1		T2		T3		T4				
<i>Pos</i>	<i>Rider</i>	<i>Time</i>	<i>Rider</i>	<i>Time</i>	<i>Rider</i>	<i>Time</i>	<i>Rider</i>	<i>Time</i>	<i>Pos</i>	<i>Rider</i>	<i>IT</i>	<i>BT</i>
25	A.ESCRIG	20.774	D.BINDER	28.203	R.SKINNER	23.921	I.GUEVARA	24.461	25	L.TULOVIC	1'37.305	1'37.305 (24)
26	L.TULOVIC	20.785	R.SKINNER	28.219	A.SURRA	24.002	R.SKINNER	24.491	26	R.SKINNER	1'37.440	1'37.673 (26)
27	R.SKINNER	20.809	A.ESCRIG	28.323	L.TULOVIC	24.010	A.ESCRIG	24.494	27	A.ESCRIG	1'37.607	1'37.995 (28)
28	K.NOZANE	20.896	A.SURRA	28.409	A.ESCRIG	24.016	A.SURRA	24.593	28	A.SURRA	1'37.769	1'37.958 (27)
29	B.BENDSNEYDE	20.898	M.CASADEI	28.415	M.CASADEI	24.134	M.CASADEI	24.677	29	M.CASADEI	1'38.127	1'38.376 (29)
30	M.CASADEI	20.901	K.NOZANE	28.670	K.NOZANE	24.400	K.NOZANE	24.717	30	K.NOZANE	1'38.683	1'38.771 (30)

These data/results cannot be reproduced, stored and/or transmitted in whole or in part by any manner of electronic, mechanical, photocopying, recording, broadcasting or otherwise now known or herein after developed without the previous express consent by the copyright owner, except for reproduction in daily press and regular printed publications on sale to the public within 60 days of the event related to those data/results and always provided that copyright symbol appears together as follows below.
© DORNA, 2023


Official MotoGP Timing by **TISSOT**
www.motogp.com





4554 m.

OR THAILAND GRAND PRIX
Practice Nr. 1
Fastest Laps Sequence

<i>Practice Time</i>	 <i>Rider</i>	<i>Nation</i>	<i>Motorcycle</i>	<i>Time</i>	<i>Km/h</i>	<i>Rider's Lap</i>
3'29.132	75 Albert ARENAS	SPA	KALEX	1'39.786	164.2	2
3'31.647	24 Marcos RAMIREZ	SPA	KALEX	1'39.213	165.2	2
3'43.117	21 Alonso LOPEZ	SPA	BOSCOSCURO	1'38.109	167.1	2
5'10.117	54 Fermín ALDEGUER	SPA	BOSCOSCURO	1'38.006	167.2	3
5'20.786	21 Alonso LOPEZ	SPA	BOSCOSCURO	1'37.669	167.8	3
5'37.838	37 Pedro ACOSTA	SPA	KALEX	1'36.752	169.4	3
7'14.509	37 Pedro ACOSTA	SPA	KALEX	1'36.671	169.5	4
9'15.809	96 Jake DIXON	GBR	KALEX	1'36.669	169.5	5
13'16.175	54 Fermín ALDEGUER	SPA	BOSCOSCURO	1'36.602	169.7	8
32'58.659	37 Pedro ACOSTA	SPA	KALEX	1'36.454	169.9	13
34'34.928	37 Pedro ACOSTA	SPA	KALEX	1'36.269	170.2	14
36'11.194	37 Pedro ACOSTA	SPA	KALEX	1'36.266	170.3	15

These data/results cannot be reproduced, stored and/or transmitted in whole or in part by any manner of electronic, mechanical, photocopying, recording, broadcasting or otherwise now known or herein after developed without the previous express consent by the copyright owner, except for reproduction in daily press and regular printed publications on sale to the public within 60 days of the event related to those data/results and always provided that copyright symbol appears together as follows below.

© DORNA, 2023

Official MotoGP Timing by TISSOT
 www.motogp.com

Buriram, Friday, October 27, 2023

