


4554 m.

OR THAILAND GRAND PRIX
Practice Nr. 2
Classification

6

	Rider	Nation	Team	Motorcycle	Time	Lap Total	Gap	Top Speed
1	5 Jaume MASIA	SPA	Leopard Racing	HONDA	1'42.319	15 15		235.2
2	80 David ALONSO	COL	Gaviota GASGAS Aspar Team	GASGAS	1'42.430	14 16	0.111 0.111	232.2
3	10 Diogo MOREIRA	BRA	MT Helmets - MSI	KTM	1'42.555	9 11	0.236 0.125	232.2
4	95 Collin VEIJER	NED	Liqui Moly Husqvarna Intact GP	HUSQVARNA	1'42.628	15 17	0.309 0.073	230.2
5	6 Ryusei YAMANAKA	JPN	Gaviota GASGAS Aspar Team	GASGAS	1'42.846	11 13	0.527 0.218	231.2
6	53 Deniz ÖNCÜ	TUR	Red Bull KTM Ajo	KTM	1'42.873	15 15	0.554 0.027	229.2
7	66 Joel KELSO	AUS	CFMOTO Racing PruestelGP	CFMOTO	1'42.891	12 14	0.572 0.018	230.2
8	96 Daniel HOLGADO	SPA	Red Bull KTM Tech3	KTM	1'42.920	14 14	0.601 0.029	231.7
9	54 Riccardo ROSSI	ITA	SIC58 Squadra Corse	HONDA	1'43.029	15 15	0.710 0.109	235.2
10	99 José Antonio RUEDA	SPA	Red Bull KTM Ajo	KTM	1'43.113	13 13	0.794 0.084	231.2
11	63 Syarifuddin AZMAN	MAL	MT Helmets - MSI	KTM	1'43.122	7 9	0.803 0.009	234.7
12	31 Adrian FERNANDEZ	SPA	Leopard Racing	HONDA	1'43.146	11 13	0.827 0.024	237.8
13	44 David MUÑOZ	SPA	BOE Motorsports	KTM	1'43.167	8 8	0.848 0.021	235.8
14	71 Ayumu SASAKI	JPN	Liqui Moly Husqvarna Intact GP	HUSQVARNA	1'43.239	11 13	0.920 0.072	231.2
15	18 Matteo BERTELLE	ITA	Rivacold Snipers Team	HONDA	1'43.270	11 13	0.951 0.031	231.7
16	19 Scott OGDEN	GBR	VisionTrack Racing Team	HONDA	1'43.540	15 15	1.221 0.270	233.7
17	27 Kaito TOBA	JPN	SIC58 Squadra Corse	HONDA	1'43.555	14 14	1.236 0.015	234.2
18	43 Xavier ARTIGAS	SPA	CFMOTO Racing PruestelGP	CFMOTO	1'43.571	14 14	1.252 0.016	231.2
19	48 Ivan ORTOLÁ	SPA	Angeluss MTA Team	KTM	1'43.662	14 15	1.343 0.091	232.2
20	9 Nicola Fabio CARRARO	ITA	Rivacold Snipers Team	HONDA	1'43.872	13 13	1.553 0.210	233.2
21	82 Stefano NEPA	ITA	Angeluss MTA Team	KTM	1'44.046	2 15	1.727 0.174	232.2
22	64 Mario AJI	INA	Honda Team Asia	HONDA	1'44.145	12 14	1.826 0.099	227.8
23	70 Joshua WHATLEY	GBR	VisionTrack Racing Team	HONDA	1'44.230	10 12	1.911 0.085	234.2
24	33 Tatchakorn BUASRI	THA	Honda Team Asia	HONDA	1'44.239	12 12	1.920 0.009	229.2
25	21 Vicente PEREZ	SPA	BOE Motorsports	KTM	1'44.271	3 11	1.952 0.032	233.2
26	7 Filippo FARIOLI	ITA	Red Bull KTM Tech3	KTM	1'44.273	14 14	1.954 0.002	231.7
27	72 Taiyo FURUSATO	JPN	Honda Team Asia	HONDA	1'44.362	7 13	2.043 0.089	229.2
28	20 Lorenzo FELLON	FRA	CIP Green Power	KTM	1'44.753	4 14	2.434 0.391	231.7
29	38 David SALVADOR	SPA	CIP Green Power	KTM	1'45.092	4 12	2.773 0.339	232.7
30	32 Krittapat KEANKUM	THA	Yamaha Thailand Racing - BOE	KTM	1'45.723	5 14	3.404 0.631	225.0

Practice condition: **Dry**
 Air: 32°
 Humidity: 62%
 Ground: 47°

Fastest Lap:	Lap: 15	Jaume MASIA	1'42.319	160.2 Km/h
Best Race Lap:	2022	Jaume MASIA	1'42.530	159.8 Km/h
All Time Lap Record:	2022	Dennis FOGGIA	1'42.077	160.6 Km/h

The results are provisional until the end of the limit for protest and appeals.

Time limit for protest expires 60' after publication of the results - Time:

These data/results cannot be reproduced, stored and/or transmitted in whole or in part by any manner of electronic, mechanical, photocopying, recording, broadcasting or otherwise now known or herein after developed without the previous express consent by the copyright owner, except for reproduction in daily press and regular printed publications on sale to the public within 60 days of the event related to those data/results and always provided that copyright symbol appears together as follows below.

© DORNA, 2023

Official MotoGP Timing by **TISSOT**
 www.motogp.com

Buriram, Friday, October 27, 2023





Results and timing service provided by TISSOT

Moto3™

SIAM INTERNATIONAL CIRCUIT
THAILAND GRAND PRIX
Practice Nr. 2
Combined Practice Times

7

	Rider	Nation	Team	MOTORCYCLE	P1	P2	Gap
1	5 J.MASIA	SPA	Leopard Racing	HONDA	1'42.318 14	1'42.319 15	
2	80 D.ALONSO	COL	Gaviota GASGAS Aspar Team	GASGAS	1'42.944 14	1'42.430 14	0.112 0.112
3	10 D.MOREIRA	BRA	MT Helmets - MSI	KTM	1'42.561 13	1'42.555 9	0.237 0.125
4	95 C.VEIJER	NED	Liqui Moly Husqvarna Intact GP	HUSQVARNA	1'43.325 18	1'42.628 15	0.310 0.073
5	6 R.YAMANAKA	JPN	Gaviota GASGAS Aspar Team	GASGAS	1'42.745 13	1'42.846 11	0.427 0.117
6	53 D.ÖNCÜ	TUR	Red Bull KTM Ajo	KTM	1'43.061 14	1'42.873 15	0.555 0.128
7	66 J.KELSO	AUS	CFMOTO Racing PruestelGP	CFMOTO	1'43.427 16	1'42.891 12	0.573 0.018
8	96 D.HOLGADO	SPA	Red Bull KTM Tech3	KTM	1'43.271 15	1'42.920 14	0.602 0.029
9	54 R.ROSSI	ITA	SIC58 Squadra Corse	HONDA	1'43.197 15	1'43.029 15	0.711 0.109
10	71 A.SASAKI	JPN	Liqui Moly Husqvarna Intact GP	HUSQVARNA	1'43.060 15	1'43.239 11	0.742 0.031
11	63 S.AZMAN	MAL	MT Helmets - MSI	KTM	1'43.106 13	1'43.122 7	0.788 0.046
12	99 J.RUEDA	SPA	Red Bull KTM Ajo	KTM	1'43.288 13	1'43.113 13	0.795 0.007
13	31 A.FERNANDEZ	SPA	Leopard Racing	HONDA	1'43.534 16	1'43.146 11	0.828 0.033
14	44 D.MUÑOZ	SPA	BOE Motorsports	KTM	1'43.264 13	1'43.167 8	0.849 0.021
15	18 M.BERTELLE	ITA	Rivacold Snipers Team	HONDA	1'43.289 17	1'43.270 11	0.952 0.103
16	72 T.FURUSATO	JPN	Honda Team Asia	HONDA	1'43.288 14	1'44.362 7	0.970 0.018
17	19 S.OGDEN	GBR	VisionTrack Racing Team	HONDA	1'43.592 14	1'43.540 15	1.222 0.252
18	27 K.TOBA	JPN	SIC58 Squadra Corse	HONDA		1'43.555 14	1.237 0.015
19	43 X.ARTIGAS	SPA	CFMOTO Racing PruestelGP	CFMOTO	1'44.175 13	1'43.571 14	1.253 0.016
20	9 N.CARRARO	ITA	Rivacold Snipers Team	HONDA	1'43.619 15	1'43.872 13	1.301 0.048
21	48 I.ORTOLÁ	SPA	Angeluss MTA Team	KTM	1'43.858 13	1'43.662 14	1.344 0.043
22	33 T.BUASRI	THA	Honda Team Asia	HONDA	1'43.716 11	1'44.239 12	1.398 0.054
23	82 S.NEPA	ITA	Angeluss MTA Team	KTM	1'43.835 13	1'44.046 2	1.517 0.119
24	21 V.PEREZ	SPA	BOE Motorsports	KTM	1'43.907 11	1'44.271 3	1.589 0.072
25	70 J.WHATLEY	GBR	VisionTrack Racing Team	HONDA	1'44.066 16	1'44.230 10	1.748 0.159
26	64 M.AJI	INA	Honda Team Asia	HONDA	1'44.792 13	1'44.145 12	1.827 0.079
27	7 F.FARIOLI	ITA	Red Bull KTM Tech3	KTM	1'44.282 15	1'44.273 14	1.955 0.128
28	38 D.SALVADOR	SPA	CIP Green Power	KTM	1'44.295 15	1'45.092 4	1.977 0.022
29	20 L.FELLON	FRA	CIP Green Power	KTM	1'44.717 14	1'44.753 4	2.399 0.422
30	32 K.KEANKUM	THA	Yamaha Thailand Racing - BOE	KTM	1'45.878 14	1'45.723 5	3.405 1.006

Pole Position Record:	2022	Dennis FOGGIA	1'42.077	160.6 Km/h
Best Race Lap:	2022	Jaume MASIA	1'42.530	159.8 Km/h
All Time Lap Record:	2022	Dennis FOGGIA	1'42.077	160.6 Km/h

The results are provisional until the end of the limit for protest and appeals.

Time limit for protest expires 60' after publication of the results - Time:

These data/results cannot be reproduced, stored and/or transmitted in whole or in part by any manner of electronic, mechanical, photocopying, recording, broadcasting or otherwise now known or herein after developed without the previous express consent by the copyright owner, except for reproduction in daily press and regular printed publications on sale to the public within 60 days of the event related to those data/results and always provided that copyright symbol appears together as follows below.

© DORNA, 2023

Official MotoGP Timing by TISSOT
 www.motogp.com

Buriram, Friday, October 27, 2023





4554 m.

BURIRAM THAILAND GRAND PRIX

Practice Nr. 2

Top Speed & Average

8



Rider	Nation	Motorcycle	Top 5 speeds					Average	Top
31 Adrian FERNANDEZ	SPA	HONDA	237.8	235.2	235.2	234.7	234.2	235.4	237.8
44 David MUÑOZ	SPA	KTM	235.8	234.2	233.2	233.2	232.7	233.8	235.8
5 Jaume MASIA	SPA	HONDA	235.2	232.2	231.7	230.7	230.7	231.7	235.2
54 Riccardo ROSSI	ITA	HONDA	235.2	232.7	231.7	230.2	230.2	232.0	235.2
63 Syarifuddin AZMAN	MAL	KTM	234.7	231.2	230.7	230.7	229.7	231.4	234.7
27 Kaito TOBA	JPN	HONDA	234.2	231.2	230.7	229.7	228.3	230.8	234.2
70 Joshua WHATLEY	GBR	HONDA	234.2	232.7	228.3	227.8	227.3	229.6	234.2
19 Scott OGDEN	GBR	HONDA	233.7	233.2	227.8	227.8	227.3	230.0	233.7
9 Nicola Fabio CARRARO	ITA	HONDA	233.2	233.2	232.7	229.7	229.2	231.6	233.2
21 Vicente PEREZ	SPA	KTM	233.2	232.7	231.7	230.2	227.8	231.1	233.2
38 David SALVADOR	SPA	KTM	232.7	231.7	231.7	231.2	230.2	231.5	232.7
10 Diogo MOREIRA	BRA	KTM	232.2	232.2	232.2	230.2	229.7	231.0	232.2
48 Ivan ORTOLÁ	SPA	KTM	232.2	230.2	229.7	229.2	229.2	229.8	232.2
80 David ALONSO	COL	GASGAS	232.2	231.7	230.7	230.2	229.7	230.7	232.2
82 Stefano NEPA	ITA	KTM	232.2	231.2	230.2	230.2	229.2	230.1	232.2
7 Filippo FARIOLI	ITA	KTM	231.7	230.7	229.7	227.3	227.3	229.3	231.7
18 Matteo BERTELLE	ITA	HONDA	231.7	231.7	230.2	228.8	228.8	230.2	231.7
20 Lorenzo FELLON	FRA	KTM	231.7	230.7	228.8	227.8	227.8	229.1	231.7
96 Daniel HOLGADO	SPA	KTM	231.7	230.7	230.2	230.2	230.2	230.6	231.7
6 Ryusei YAMANAKA	JPN	GASGAS	231.2	231.2	231.2	230.7	228.3	230.5	231.2
43 Xavier ARTIGAS	SPA	CFMOTO	231.2	230.7	229.7	228.8	228.8	229.8	231.2
71 Ayumu SASAKI	JPN	HUSQVARNA	231.2	231.2	230.7	230.7	230.2	230.8	231.2
99 José Antonio RUEDA	SPA	KTM	231.2	231.2	230.2	230.2	230.2	230.6	231.2
66 Joel KELSO	AUS	CFMOTO	230.2	229.2	229.2	227.8	227.3	228.5	230.2
95 Collin VEIJER	NED	HUSQVARNA	230.2	230.2	229.7	229.7	229.7	229.9	230.2
33 Tatchakorn BUASRI	THA	HONDA	229.2	229.2	226.8	226.8	226.4	227.5	229.2
53 Deniz ÖNCÜ	TUR	KTM	229.2	228.8	228.8	228.8	228.8	228.9	229.2
72 Taiyo FURUSATO	JPN	HONDA	229.2	228.8	228.8	228.8	228.3	228.7	229.2
64 Mario AJI	INA	HONDA	227.8	226.8	226.4	225.9	225.9	226.6	227.8
32 Krittapat KEANKUM	THA	KTM	225.0	224.5	224.0	223.6	222.6	223.9	225.0

These data/results cannot be reproduced, stored and/or transmitted in whole or in part by any manner of electronic, mechanical, photocopying, recording, broadcasting or otherwise now known or herein after developed without the previous express consent by the copyright owner, except for reproduction in daily press and regular printed publications on sale to the public within 60 days of the event related to those data/results and always provided that copyright symbol appears together as follows below.

© DORNA, 2023

Official MotoGP Timing by TISSOT
www.motogp.com



Buriram, Friday, October 27, 2023



SIAM INTERNATIONAL CIRCUIT
THAILAND GRAND PRIX
Practice Nr. 2
Chronological Analysis of Performances

9

* Lap / Sector time cancelled T1 Time from finish line to 1st intermediate T3 Time from 2nd intermed. to 3rd intermed.
P Crossing the finish line in pit lane T2 Time from 1st intermed. to 2nd intermed. T4 Time from 3rd intermediate to finish line

Lap	Lap Time	T1	T2	T3	T4	Speed	Lap	Lap Time	T1	T2	T3	T4	Speed
1st	5	Jaume MASIA Leopard Racing SPA					8	16'35.495	38.925	41.670	29.089	25.726	126.3
		Runs=2	Total laps=15	Full laps=12	Valid laps=6	9	1'42.555	23.185	30.219	23.941	25.210	232.2	
1	3'20.282	20.317	31.973	25.062	26.530	223.1	10	2'02.395	23.563		25.695	227.8	
2	1'43.896	23.523	30.655	24.301	25.417	232.2	11	1'44.055	23.567	30.733	24.268	25.487	227.3
3	1'43.602	23.347	30.553	24.173	25.529	230.2	4th 95 Collin VEIJER Liqui Moly Husqvarna NED						
4	1'43.570	23.374	30.484	24.209	25.503	230.7		Runs=2	Total laps=17	Full laps=14	Valid laps=13		
5	1'43.828 *	23.446	30.655*	24.197	25.530	229.7	1	2'34.119	18.658	33.505	25.097	25.906	227.3
6	1'43.691 *	23.389	30.662	24.223*	25.417	229.7	2	1'44.678	23.640	30.859	24.484	25.695	228.8
7	1'43.917 *	23.345	30.555	24.227*	25.790*	229.7	3	1'44.007	23.451	30.724	24.291	25.541	229.7
8	1'46.704	24.452	31.419	24.968	25.865	222.6	4	1'44.004	23.478	30.593	24.360	25.573	228.8
9	1'43.825 *	23.358	30.477	24.532*	25.458	230.7	5	1'50.101	24.804	34.258	24.411	26.628	158.3
10	1'43.831	23.295	30.779	24.297	25.460	230.7	6	1'43.682 *	23.362	30.620	24.193*	25.507	230.2
11	2'04.334 P	25.184	33.008	25.934*	40.208	197.4	7	1'43.929	23.334	30.657	24.078	25.860	230.2
12	9'23.436 *	23.542	31.692	24.624*	25.530	216.8	8	1'43.997	23.386	30.710	24.301	25.600	228.8
13	1'42.821 *	23.27*	30.271	24.086	25.186	230.7	9	1'43.831	23.411	30.642	24.228	25.550	228.8
14	1'43.022 *	23.276	30.236	24.156*	25.354	231.7	10	1'56.950 P	23.393	30.640	24.256	38.661	228.3
15	1'42.319	23.040	30.019	24.063	25.197	235.2	11	6'52.146	18.424	32.576	24.975	25.607	225.0
2nd 80 David ALONSO Gaviota GASGAS Asp COL						12	1'43.202	23.418	30.404	24.072	25.308	227.3	
		Runs=2	Total laps=16	Full laps=13	Valid laps=12	13	1'42.871	23.380	30.320	23.945	25.226	227.3	
1	1'50.084	18.495	31.830	24.915	25.783	225.4	14	1'42.897	23.323	30.310	24.001	25.263	228.3
2	1'44.655	23.673	30.812	24.476	25.694	227.3	15	1'42.628	23.278	30.249	23.941	25.160	228.8
3	1'44.200	23.513	30.757	24.448	25.482	228.8	16	1'46.978	23.314	30.332	26.814	26.518	229.7
4	1'43.741	23.549	30.556	24.234	25.402	228.3	17	1'42.768	23.290	30.182	23.973	25.323	229.7
5	1'45.869	23.384	30.699	25.054	26.732	230.7	5th 6 Ryusei YAMANAKA Gaviota GASGAS Asp JPN						
6	1'44.417 *	23.531	30.778*	24.325	25.783	228.3		Runs=2	Total laps=13	Full laps=10	Valid laps=9		
7	1'43.673	23.404	30.612	24.265	25.392	229.7	1	2'03.234	18.746	31.270	25.213	25.902	224.0
8	1'44.173	23.317	30.654	24.460	25.742	230.2	2	1'45.001	23.756	31.149	24.537	25.559	226.4
9	1'44.219	23.532	30.682	24.375	25.630	227.8	3	1'44.254	23.619	30.818	24.190	25.627	227.3
10	1'44.123	23.448	30.603	24.474	25.598	228.3	4	1'44.013	23.629	30.585	24.358	25.441	226.4
11	1'44.171	23.445	30.781	24.415	25.530	228.8	5	1'43.823	23.576	30.689	24.235	25.323	228.3
12	1'58.853 P	23.517	30.749*	24.463	40.124	225.9	6	1'43.855	23.484	30.849	24.142	25.380	231.2
13	8'43.741 *	46.863	42.529	29.571	25.680*	126.7	7	1'44.030	23.706	30.655	24.198	25.471	226.8
14	1'42.430	23.204	30.209	24.007	25.010	232.2	8	1'44.031	23.730	30.708	24.091	25.502	225.9
15	2'09.650	23.306	41.848	34.672	29.824	229.7	9	1'58.594 P	23.577	30.665	24.497	39.855	226.8
16	1'50.030	23.386	30.373	29.501	26.770	231.7	10	13'46.984	41.529	43.856	37.537	26.333	170.3
3rd 10 Diogo MOREIRA MT Helmets - MSI BRA						11	1'42.846	23.296	30.453	24.076	25.021	230.7	
		Runs=2	Total laps=11	Full laps=8	Valid laps=7	12	2'09.866	23.436	40.480	39.514	26.436	231.2	
1	2'37.467	18.358	31.372	24.508	25.610	225.0	13	1'44.173 *	23.476	30.685	24.260	25.752*	231.2
2	1'44.329 *	23.650	30.671	24.468*	25.540	229.7	6th 53 Deniz ÖNCÜ Red Bull KTM Ajo TUR						
3	1'44.162	23.525	30.655	24.166	25.816	230.2		Runs=2	Total laps=15	Full laps=12	Valid laps=8		
4	1'43.624	23.366	30.508	24.235	25.515	232.2	1	3'09.777	20.127	31.682	25.367	26.139	226.8
5	1'43.809	23.400	30.675	24.184	25.550	232.2	2	1'44.499 *	23.65*	30.824*	24.349*	25.671	227.3
6	1'44.044	23.510	30.658	24.221	25.655	229.7	3	1'43.874	23.406	30.876	24.243	25.349	228.8
7	2'01.901 P	23.649	34.344*	24.964*	38.944	226.4							

Fastest Lap: Jaume MASIA Leopard Racing SPA **1'42.319** 23.040 30.019 24.063 25.197

These data/results cannot be reproduced, stored and/or transmitted in whole or in part by any manner of electronic, mechanical, photocopying, recording, broadcasting or otherwise now known or herein after developed without the previous express consent by the copyright owner, except for reproduction in daily press and regular printed publications on sale to the public within 60 days of the event related to those data/results and always provided that copyright symbol appears together as follows below.
© DORNA, 2023



Practice Nr. 2

Moto3

Lap	Lap Time	T1	T2	T3	T4	Speed	Lap	Lap Time	T1	T2	T3	T4	Speed
4	1'43.662	23.511	30.685	24.108	25.358	228.3	8	1'43.725	23.356	30.684	24.234	25.451	230.2
5	1'44.087 *	23.656	30.885*	24.133	25.413	228.8	9	2'09.412 P	24.79*	37.244	25.639	41.738	202.6
6	1'43.723	23.416	30.712	24.064	25.531	227.8	10	5'46.172 *	19.009	31.483	24.690	25.531*	225.0
7	1'43.638	23.543	30.585	24.022	25.488	228.8	11	1'57.634 P	23.647	30.804	24.406	38.777	226.8
8	1'43.598	23.464	30.674	24.046	25.414	227.8	12	5'48.726 *	42.998	48.108	30.261	26.107*	126.1
9	1'43.654	23.458	30.686	24.126	25.384	227.3	13	1'48.776	23.228	30.721	25.056	29.771	231.7
10	1'43.988 *	23.46*	30.888*	24.193	25.438	228.3	14	2'07.760	23.259	30.375	44.986	29.140	232.7
11	2'00.703 P	23.999	31.665	24.837*	40.202	219.9	15	1'43.029	23.173	30.497	24.088	25.271	235.2
12	9'34.259	19.380	30.828	24.355	25.630	224.5	10th 99 José Antonio RUED Red Bull KTM Ajo SPA						
13	1'43.920 *	23.426	30.353*	24.026	26.115	228.8	Runs=2 Total laps=13 Full laps=10 Valid laps=8						
14	1'43.012	23.373	30.431	23.963	25.245	228.8	1	3'09.100	19.749	31.735	25.277	25.737	225.4
15	1'42.873	23.277	30.442	24.031	25.123	229.2	2	1'44.870	23.674	31.192	24.387	25.617	228.8
7th 66 Joel KELSO CFMOTO Racing Pru AUS							3	1'44.376	23.533	30.942	24.247	25.654	227.8
Runs=3 Total laps=14 Full laps=9 Valid laps=9							4	1'44.318	23.345	30.842	24.187	25.944	229.2
1	2'47.543	19.646	31.860	24.807	26.120	221.3	5	1'44.041 *	23.518	30.857*	24.234	25.432	230.2
2	1'44.875	23.680	30.977	24.399	25.819	226.8	6	1'43.796	23.357	30.771	24.332	25.336	228.8
3	1'44.412	23.563	30.777	24.262	25.810	227.8	7	1'43.555	23.387	30.707	24.146	25.315	231.2
4	1'44.790	23.590	30.861	24.474	25.865	227.3	8	1'43.801	23.418	30.734	24.233	25.416	229.7
5	1'44.620	23.560	30.938	24.391	25.731	227.3	9	1'43.808	23.358	30.754	24.317	25.379	230.2
6	1'44.528	23.544	30.874	24.435	25.675	226.4	10	1'44.389 *	23.414	30.978*	24.544	25.453	230.2
7	2'01.562 P	23.895	32.324	25.351	39.992	223.1	11	1'58.883 P	23.81*	31.447	24.681	38.940	222.2
8	5'43.101	24.508	31.350	24.336	25.341	210.5	12	9'34.706	19.462	31.126	24.240	25.592	229.2
9	1'42.946	23.419	30.522	23.865	25.140	226.8	13	1'43.113	23.278	30.608	23.964	25.263	231.2
10	2'00.270 P	23.405	30.930	24.961	40.974	226.4	11th 63 Syarifuddin AZMAN MT Helmets - MSI MAL						
11	8'22.764	21.942	30.919	24.115	25.438	217.3	Runs=2 Total laps=9 Full laps=6 Valid laps=4						
12	1'42.891	23.250	30.428	23.971	25.242	229.2	1	2'23.622	18.955	31.628	24.724	25.891	226.4
13	1'44.282	23.266	30.598	24.868	25.550	230.2	2	1'47.155 *	23.574	30.778*	25.331*	27.472	231.2
14	1'43.269	23.292	30.399	24.144	25.434	229.2	3	1'44.565	23.592	30.757	24.576	25.640	230.7
8th 96 Daniel HOLGADO Red Bull KTM Tech3 SPA							4	1'45.019 *	23.668	30.866	24.697*	25.788	229.2
Runs=2 Total laps=14 Full laps=11 Valid laps=6							5	1'57.712 P	23.664	30.914	24.662*	38.472	229.7
1	2'23.290	19.121	31.311	24.888	25.785	226.4	6	20'16.978	42.815	53.046	29.826	25.652	69.9
2	1'44.485 *	23.641	30.738*	24.433	25.673	229.2	7	1'43.122	23.225	30.370	24.092	25.435	230.7
3	1'43.919	23.548	30.596	24.237	25.538	230.2	8	2'11.223	23.970	41.867	39.473	25.913	213.8
4	1'43.891 *	23.462	30.639*	24.237*	25.553	230.2	9	1'49.024	23.207	30.533	25.734	29.550	234.7
5	1'43.772	23.442	30.593	24.240	25.497	230.7	12th 31 Adrian FERNANDEZ Leopard Racing SPA						
6	1'46.172	23.487	30.823	24.219	27.643	229.7	Runs=3 Total laps=13 Full laps=8 Valid laps=6						
7	1'43.784	23.418	30.470	24.409	25.487	229.2	1	2'36.062	21.281	36.085	25.754	25.899	204.5
8	1'44.119	23.460	30.784	24.261	25.614	228.8	2	1'44.389	23.449	31.003	24.391	25.546	235.2
9	1'43.941 *	23.475	30.684	24.212	25.570*	228.8	3	1'43.899	23.344	30.778	24.203	25.574	234.7
10	2'04.103 P	24.553	32.661	26.318	40.571	206.5	4	1'43.720	23.298	30.477	24.356	25.589	235.2
11	11'36.989	44.144	43.733	33.105	29.242	144.0	5	1'43.984	23.276	30.761	24.267	25.680	234.2
12	1'43.714 *	23.334	30.152*	24.580*	25.648	229.2	6	1'59.825 P	23.494	30.855	24.635*	40.841	230.2
13	2'09.328 *	23.311	30.440*	49.087*	26.490	231.7	7	5'42.114 *	19.243	30.940	24.480*	25.575	230.7
14	1'42.920	23.162	30.331	24.119	25.308	230.2	8	1'44.340 *	23.50*	30.766	24.399	25.666	229.7
9th 54 Riccardo ROSSI SIC58 Squadra Corse ITA							9	2'00.786 P	23.662	30.984	24.952*	41.188	226.4
Runs=3 Total laps=15 Full laps=10 Valid laps=8							10	8'55.403	41.202	42.200	28.814	25.759	120.8
1	1'59.075	18.833	32.056	25.114	26.055	223.6	11	1'43.146	23.290	30.400	24.159	25.297	232.7
2	1'44.931 *	23.646	31.138*	24.621*	25.526	228.8	12	2'12.031 *	25.775	37.483	42.756*	26.017	223.6
3	1'44.305	23.579	30.814	24.422	25.490	229.7	13	1'43.752	23.208	30.509	24.387	25.648	237.8
4	1'43.935	23.511	30.759	24.269	25.396	229.7	13th 44 David MUÑOZ BOE Motorsports SPA						
5	1'43.779	23.264	30.781	24.253	25.481	230.2	Runs=2 Total laps=8 Full laps=5 Valid laps=8						
6	1'51.215 *	25.998	34.692	24.704	25.821*	199.6	1	2'38.088	22.022	35.099	25.607	29.292	196.0
7	1'43.910	23.503	30.686	24.383	25.338	229.2							

Fastest Lap: Jaume MASIA Leopard Racing SPA **1'42.319** 23.040 30.019 24.063 25.197

These data/results cannot be reproduced, stored and/or transmitted in whole or in part by any manner of electronic, mechanical, photocopying, recording, broadcasting or otherwise now known or herein after developed without the previous express consent by the copyright owner, except for reproduction in daily press and regular printed publications on sale to the public within 60 days of the event related to those data/results and always provided that copyright symbol appears together as follows below.
© DORNA, 2023



Practice Nr. 2

Moto3

Lap	Lap Time	T1	T2	T3	T4	Speed	Lap	Lap Time	T1	T2	T3	T4	Speed				
2	1'43.913	23.569	30.682	24.206	25.456	232.7	14	2'05.059	23.425	30.722	38.884	32.028	233.7				
3	1'43.495	23.290	30.626	24.133	25.446	233.2	15	1'43.540	23.429	30.479	24.164	25.468	233.2				
4	1'43.456	23.398	30.339	24.122	25.597	231.2	17th 27 Kaito TOBA SIC58 Squadra Corse JPN										
unfinished						233.2	Runs=3 Total laps=14 Full laps=9 Valid laps=8										
5	1'41.177	18.563	31.505	25.224	25.885	224.5	1	2'06.153	21.159	32.675	26.088	26.516	219.0				
6	1'43.541	23.468	30.336	24.106	25.631	231.2	2	1'45.698	23.813	31.373	24.833	25.679	231.2				
7	2'05.149	23.269	30.205	40.453	31.222	234.2	3	1'44.908	23.524	31.057	24.543	25.784	230.7				
8	1'43.167	23.225	30.422	24.112	25.408	235.8	4	1'45.072	23.626	30.956	24.699	25.791	227.8				
14th 71 Ayumu SASAKI Liqui Moly Husqvarna JPN						18th 43 Xavier ARTIGAS CFMOTO Racing Pru SPA											
Runs=3 Total laps=13 Full laps=8 Valid laps=7						Runs=3 Total laps=14 Full laps=9 Valid laps=7											
1	2'35.798	19.989	35.955	25.800	25.816	216.8	5	1'44.719	23.610	30.928	24.445	25.736	228.3				
2	1'44.401	23.654	30.822	24.423	25.502	230.7	6	1'44.896	23.660	30.897	24.548	25.791	227.3				
3	1'43.734	23.547	30.515	24.178	25.494	230.7	7	1'44.483	23.602	30.863	24.417	25.601	227.8				
4	1'43.641	23.504	30.449	24.298	25.390	231.2	8	1'59.421 P	23.857	31.169	24.737	39.658	225.4				
5	1'43.575	23.511	30.477	24.152	25.435	230.2	9	5'56.847	19.974	31.442	24.817	25.799	221.3				
6	2'00.425 P	23.555	30.722	24.567	41.581	229.7	10	1'45.297	23.829	30.922	24.730	25.816	224.5				
7	7'47.367	18.962	31.109	24.602	25.588	227.8	11	1'56.939 P	23.729	30.992	24.597	37.621	225.4				
8	1'44.157	23.613	30.629	24.330	25.585	228.8	12	7'33.828	27.150	34.479	26.350	39.042	191.1				
9	1'58.855 P	23.558	30.732	25.185	39.380	228.3	13	2'04.127 *	23.55*	30.945*	43.859	25.769	229.7				
10	6'52.136	39.768	41.825	28.988	25.712	123.0	14	1'43.555	23.223	30.499	24.413	25.420	234.2				
11	1'43.239	23.480	30.220	24.174	25.365	229.7	19th 48 Ivan ORTOLÁ Angeluss MTA Team SPA										
12	2'11.598 *	25.960	37.239	42.676*	25.723	219.0	Runs=3 Total laps=15 Full laps=10 Valid laps=8										
13	1'46.605	23.324	30.378	26.801	26.102	231.2	1	1'57.073	18.980	32.828	29.605	28.756	227.3				
15th 18 Matteo BERTELLE Rivacold Snipers Tea ITA						2						1'44.700 *	23.581	31.041*	24.559*	25.519	228.3
Runs=2 Total laps=13 Full laps=10 Valid laps=7						3						1'44.143	23.517	30.782	24.339	25.505	228.8
1	2'17.123	19.718	34.574	25.180	26.051	225.4	4	1'45.766 *	23.673	30.834	24.488*	26.771	227.3				
2	1'44.991	23.629	31.027	24.473	25.862	227.8	5	1'54.003	23.561	30.995	24.510	34.937	228.3				
3	1'44.682 *	23.576	30.905	24.519*	25.682	227.8	6	1'43.856	23.579	30.701	24.156	25.420	229.7				
4	1'44.359	23.653	30.854	24.250	25.602	226.8	7	1'44.273	23.479	30.908	24.293	25.593	228.8				
5	1'49.133 *	24.52*	34.669	24.275	25.666	206.8	8	2'04.895 P	23.633	31.364	30.260	39.638	226.8				
6	1'43.949	23.479	30.856	24.082	25.532	228.8	9	10'17.775	18.628	31.297	24.696	25.460	225.0				
7	1'46.530	23.583	30.906	26.254	25.787	226.4	10	1'43.836	23.563	30.656	24.325	25.292	228.3				
8	1'43.900	23.448	30.775	24.186	25.491	228.8	11	2'16.127 P	24.15*	47.322	25.413	39.234	212.5				
9	1'58.690 P	23.567	30.920	24.646	39.557	228.3	12	2'14.383 *	22.532	31.866	25.391	28.394*	221.7				
10	13'23.648	32.609	1'15.469	35.364	26.477	148.7	13	2'14.090	23.427	42.575	41.365	26.723	231.2				
11	1'43.270	23.250	30.597	24.185	25.238	230.2	14	1'43.571	23.437	30.584	24.342	25.208	230.7				
12	2'09.832	23.274	37.623	39.829	29.106	231.7	16th 19 Scott OGDEN VisionTrack Racing T GBR										
13	1'43.467 *	23.224	30.501*	24.352	25.390	231.7	Runs=3 Total laps=15 Full laps=10 Valid laps=7										
1	3'18.440	23.506	32.535	25.368	26.774	206.5	1	1'57.073	18.980	32.828	29.605	28.756	227.3				
2	1'46.044 *	24.008	31.356	24.597*	26.083	225.4	2	1'44.419	23.539	30.921	24.308	25.651	230.2				
3	1'44.574	23.719	30.912	24.276	25.667	227.8	3	1'44.432 *	23.373	30.850	24.391	25.818*	232.2				
4	1'45.030	23.725	31.016	24.434	25.855	227.3	4	1'44.556 *	23.612	30.706	24.483*	25.755	229.2				
5	1'45.138 *	23.814	31.135*	24.411	25.778	226.4	5	1'46.288	23.460	30.711	26.616	25.501	228.8				
6	1'47.046 *	23.795	31.720	25.478*	26.053	225.9	6	2'00.836 P	23.488	32.091	25.084	40.173	229.7				
7	1'45.491	23.832	31.164	24.536	25.959	225.4	7	5'57.884	19.313	31.374	24.853	25.869	226.4				
8	1'45.238	23.781	31.069	24.469	25.919	225.9	8	1'44.535	23.414	30.988	24.515	25.618	229.2				
9	2'04.956 P	24.31*	31.687	25.573	43.381	221.3	9	1'44.543	23.418	30.820	24.527	25.778	227.8				
10	7'39.828 *	18.784	31.497	25.669*	26.071	225.9	10	1'59.519 P	23.562	30.612	24.930*	40.415	228.3				
11	1'43.911	23.570	30.696	24.110	25.535	227.8	11	7'12.112	31.365	50.369	25.225	25.747	178.2				
12	2'18.602 P	23.978	39.984	33.254	41.386	207.6	12	1'43.746	23.366	30.583	24.335	25.462	229.2				
13	2'23.198	20.915	33.232	36.563	27.079	198.8	13	1'43.864	23.380	30.742	24.182	25.560	229.2				
						14						1'43.662	23.384	30.630	24.170	25.478	228.3
						15						1'46.292	23.387	30.778	25.869	26.258	228.3

Fastest Lap: Jaume MASIA Leopard Racing SPA **1'42.319** 23.040 30.019 24.063 25.197

These data/results cannot be reproduced, stored and/or transmitted in whole or in part by any manner of electronic, mechanical, photocopying, recording, broadcasting or otherwise now known or herein after developed without the previous express consent by the copyright owner, except for reproduction in daily press and regular printed publications on sale to the public within 60 days of the event related to those data/results and always provided that copyright symbol appears together as follows below.
© DORNA, 2023

Official MotoGP Timing by TISSOT
www.motogp.com

Buriram, Friday, October 27, 2023

Page 3 of 5



Practice Nr. 2

Moto3

Lap	Lap Time	T1	T2	T3	T4	Speed	Lap	Lap Time	T1	T2	T3	T4	Speed
20th	9	Nicola Fabio CARR Rivacold Snipers Tea ITA				4	1'58.561	23.859	38.047	29.836	26.819	225.9	
		Runs=2	Total laps=13	Full laps=10	Valid laps=6	5	1'44.540 *	23.604	30.948*	24.313	25.675	228.3	
1	2'17.787	19.503	34.807	25.150	26.258	221.7	6	1'58.145	23.708	31.221	25.307	37.909	227.3
2	1'45.305	23.682	31.104	24.545	25.974	228.8	7	1'45.163	23.848	30.925	24.510	25.880	227.3
3	1'44.954 *	23.607	30.952	24.597*	25.798	229.7	8	2'06.764 P	24.814	35.826	25.582	40.542	204.5
4	1'44.777	23.579	30.950	24.463	25.785	228.8	9	13'34.268	35.893	46.782	42.358	26.374	146.5
5	1'47.036	23.685	33.388	24.278	25.685	227.3	10	1'44.230	23.484	30.813	24.308	25.625	234.2
6	1'45.008 *	23.643	31.378	24.289*	25.698	228.8	11	2'07.559	25.413	36.473	35.443	30.230	216.8
7	1'45.025	23.561	30.760	25.044	25.660	228.3	12	1'48.265	23.683			25.700	232.7
8	1'45.407	23.600	31.818	24.353	25.636	228.3							
9	1'59.873 P	23.569	30.828	24.533*	40.943	229.2	24th	33	Tatchakorn BUASRI Honda Team Asia THA				
10	13'21.336	40.422	59.211	35.542	28.643	101.6			Runs=2	Total laps=12	Full laps=9	Valid laps=5	
11	1'49.522 *	23.519	31.031	25.116*	29.856	232.7	1	1'55.702	18.918	31.380	25.390	28.213	224.5
12	2'04.970 *	23.369	30.653*	41.157	29.791*	233.2	2	1'45.252 *	23.734	31.100	24.767	25.651*	226.8
13	1'43.872	23.372	30.737	24.164	25.599	233.2	3	1'45.209	23.838	31.092	24.427	25.852	226.4
							4	1'44.500	23.620	30.762	24.405	25.713	229.2
21st	82	Stefano NEPA Angeluss MTA Team ITA				5	1'44.437	23.669	30.622	24.465	25.681	229.2	
		Runs=3	Total laps=15	Full laps=10	Valid laps=9	6	1'45.106 *	23.786	31.049*	24.338	25.933	225.4	
1	2'38.521	20.573	34.709	30.400	27.473	203.0	7	1'45.261	23.778	31.090	24.448	25.945	223.6
2	1'44.046	23.590	30.866	24.129	25.461	230.2	8	2'09.323 P	25.77*	33.544	29.305	40.696	192.5
3	1'44.062	23.568	30.829	24.130	25.535	230.2	9	16'49.020	23.450	31.965	24.559	25.678	212.5
4	1'44.130	23.566	30.850	24.147	25.567	229.2	10	1'44.130 *	23.662	30.715*	24.205	25.548	226.8
5	1'44.290	23.623	30.845	24.224	25.598	229.2	11	1'44.859 *	23.723	31.035	24.382*	25.719	225.4
6	1'44.250	23.600	30.908	24.213	25.529	229.2	12	1'44.239	23.670	30.831	24.287	25.451	226.4
7	1'44.305	23.603	30.880	24.252	25.570	229.2							
8	2'00.846 P	24.918	32.450	24.813	38.665	211.3	25th	21	Vicente PEREZ BOE Motorsports SPA				
9	7'02.903	20.222	32.478	24.495	25.879	207.6			Runs=2	Total laps=11	Full laps=8	Valid laps=6	
10	1'44.832	23.808	30.980	24.319	25.725	224.0	1	2'24.843	20.644	31.842	24.751	26.098	220.4
11	1'44.449	23.665	30.852	24.315	25.617	224.5	2	1'45.497	23.948	31.171	24.515	25.863	222.2
12	1'56.903 P	23.676	31.379	24.485	37.363	225.4	3	1'44.271	23.561	30.902	24.272	25.536	227.8
13	4'13.144	23.757	31.787	25.242	27.174	189.1	4	1'44.314	23.715	30.780	24.227	25.592	225.0
14	2'02.502	23.613	30.760	42.322	25.807	231.2	5	1'55.145	25.213	31.665	24.451	33.816	199.6
15	1'43.327 *	23.257	30.613*	24.102	25.355	232.2	6	1'44.273	23.510	30.959	24.231	25.573	230.2
							7	2'02.694 P	23.708	31.770*	27.550	39.666	225.9
22nd	64	Mario AJI Honda Team Asia INA				8	16'37.907 *	35.897	57.602	33.601	28.835*	114.5	
		Runs=2	Total laps=14	Full laps=11	Valid laps=6	9	1'44.040 *	23.357	30.510*	24.307*	25.866	233.2	
1	1'54.637	18.994	32.579	25.713	26.938	221.7	10	2'08.300	23.560	30.682	42.370	31.688	231.7
2	1'46.522 *	24.098	31.627	24.807	25.990*	222.6	11	1'43.785 *	23.393	30.690	24.236*	25.466	232.7
3	1'45.213 *	23.852	31.115	24.401	25.845*	227.8							
4	1'45.234	23.889	31.087	24.422	25.836	226.4	26th	7	Filippo FARIOLI Red Bull KTM Tech3 ITA				
5	1'48.094	23.946	31.078	25.360	27.710	224.0			Runs=2	Total laps=14	Full laps=11	Valid laps=4	
6	1'45.168 *	23.959	31.213	24.226	25.770*	223.6	1	2'05.840	19.067	31.747	25.019	26.068	224.0
7	1'45.747	23.941	31.247	24.545	26.014	224.5	2	1'45.577 *	23.90*	31.248	24.689	25.740	226.4
8	1'45.587 *	24.025	31.153*	24.509	25.900	221.3	3	1'46.597	23.933	31.193	24.560	26.911	226.8
9	1'48.142 *	25.07*	31.922	24.923	26.222	210.1	4	1'45.193	23.937	30.873	24.620	25.763	225.0
10	2'07.793 P	26.462	32.923	25.327	43.081	214.2	5	1'57.584 *	23.892	30.927	24.602*	38.163	225.9
11	13'12.002 *	21.174	32.808	24.611	25.696*	214.2	6	1'45.614 *	23.872	31.305	24.635*	25.802	227.3
12	1'44.145	23.713	30.858	24.042	25.532	225.9	7	1'44.908 *	23.85*	30.877	24.543*	25.637*	225.9
13	1'44.719	23.751	31.231	24.103	25.634	225.9	8	1'44.735	23.849	30.902	24.351	25.633	226.4
14	1'44.168	23.596	30.843	24.344	25.385	226.8	9	1'44.665 *	23.76*	30.821	24.330*	25.753	227.3
							10	1'57.719 P	23.828	31.127*	24.629*	38.135	224.5
23rd	70	Joshua WHATLEY VisionTrack Racing T GBR				11	11'40.341	46.349	46.510	34.337	27.275	140.6	
		Runs=2	Total laps=12	Full laps=9	Valid laps=8	12	1'44.104 *	23.515	30.752*	24.436*	25.401	229.7	
1	3'10.045	21.535	31.896	25.115	26.185	223.1	13	2'09.089 *	23.714	39.003	40.467	25.905*	231.7
2	1'44.784	23.763	31.028	24.295	25.698	227.8	14	1'44.273	23.614	30.693	24.347	25.619	230.7
3	1'55.310	23.791	37.686	27.975	25.858	225.9							

Fastest Lap: Jaume MASIA Leopard Racing SPA **1'42.319** 23.040 30.019 24.063 25.197

These data/results cannot be reproduced, stored and/or transmitted in whole or in part by any manner of electronic, mechanical, photocopying, recording, broadcasting or otherwise now known or herein after developed without the previous express consent by the copyright owner, except for reproduction in daily press and regular printed publications on sale to the public within 60 days of the event related to those data/results and always provided that copyright symbol appears together as follows below.
© DORNA, 2023

Practice Nr. 2

Moto3

Lap	Lap Time	T1	T2	T3	T4	Speed	Lap	Lap Time	T1	T2	T3	T4	Speed
27th	72	Taiyo FURUSATO Honda Team Asia JPN					7	2'06.717 P	24.672			40.262	214.2
		Runs=2	Total laps=13	Full laps=10	Valid laps=8		8	10'36.782	22.848	34.466	26.692	27.765	189.1
1	1'47.991	19.016	31.744	24.740	25.745	225.0	9	1'46.806 *	24.241	31.596	24.839*	26.130	216.4
2	1'45.047	23.723	30.994	24.577	25.753	227.3	10	1'46.453 *	24.001	31.351*	25.097	26.004	218.6
3	1'44.620	23.709	30.917	24.379	25.615	228.3	11	2'43.639	26.478	1'14.231	36.182	26.748	165.8
4	1'44.536	23.857	30.858	24.392	<u>25.429</u>	227.8	12	1'45.241 *	<u>23.748</u>	<u>31.009</u>	24.541*	25.943	<u>225.0</u>
5	1'44.531	23.646	30.930	24.373	25.582	228.8	13	2'03.940	23.856	31.301	40.331	28.452	224.0
6	1'44.862 *	23.711	31.004*	24.414*	25.733	227.3	14	1'46.978	24.220	31.356	25.318	26.084	222.6
7	<u>1'44.362</u>	23.657	30.764	24.398	25.543	228.3							
8	1'47.038 *	23.669	33.110	24.528*	25.731	227.3							
9	1'44.451	23.592	30.852	<u>24.305</u>	25.702	228.8							
10	2'02.523 P	24.474	32.583	24.991	40.475	208.0							
11	13'57.309 *	20.273	31.700*	27.322	27.476	213.4							
12	2'00.718	23.475	<u>30.423</u>	40.432	26.388	<u>229.2</u>							
13	1'44.824	<u>23.400</u>	30.470	25.255	25.699	228.8							

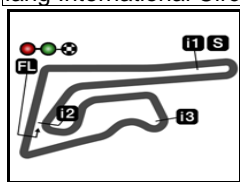
28th	20	Lorenzo FELLON CIP Green Power FRA				
		Runs=3	Total laps=14	Full laps=9	Valid laps=4	
1	2'18.464	20.683	33.076	26.591	28.650	221.7
2	1'45.373	23.728	31.188	24.593	25.864	227.8
3	1'44.933 *	23.71*	30.975	24.499	25.742	228.8
4	<u>1'44.753</u>	23.705	30.844	<u>24.443</u>	25.761	227.8
5	1'53.867 *	23.728	31.767*	29.683	28.689	227.8
6	1'58.445 P	23.845	31.339	24.979	<u>38.282</u>	<u>225.0</u>
7	6'39.066 *	19.776	34.935*	30.422	28.585	209.7
8	1'46.295 *	23.857	31.364*	24.893	26.181	225.0
9	1'45.980	23.803	31.477	24.639	26.061	223.6
10	1'59.576 P	23.99*	31.774	25.343	<u>38.465</u>	<u>222.2</u>
11	6'20.566 *	30.725	1'15.521	35.455*	26.475*	148.9
12	1'45.059 *	23.595	30.877*	24.891*	<u>25.696</u>	230.7
13	2'04.770	<u>23.486</u>	<u>30.798</u>	42.306	28.180	<u>231.7</u>
14	1'45.177 *	23.673	31.029*	24.633	25.842	226.8

29th	38	David SALVADOR CIP Green Power SPA				
		Runs=2	Total laps=12	Full laps=9	Valid laps=4	
1	2'26.061	22.864	35.744	32.279	26.156	209.3
2	1'46.207 *	23.663	31.418*	24.967	26.159	230.2
3	1'50.911 *	23.778	31.502*	26.222	29.409	229.2
4	<u>1'45.092</u>	23.694	31.008	24.712	<u>25.678</u>	228.8
5	1'45.371	<u>23.491</u>	<u>30.868</u>	24.613	26.399	231.7
6	1'45.745 *	23.69*	31.486	24.567	26.002	229.2
7	1'45.264	23.548	30.938	<u>24.471</u>	26.307	231.7
8	2'01.095 P	23.554	30.990	27.506	<u>39.045</u>	<u>229.2</u>
9	14'50.579	31.900	1'06.555	36.547	32.464	155.6
10	1'47.290 *	23.561	31.003	24.817*	27.909*	231.2
11	1'57.652	23.502	31.214	36.892	26.044	<u>232.7</u>
12	1'45.600 *	23.616	31.304	24.718*	25.962	229.2

30th	32	Krittapat KEANKUM Yamaha Thailand Rac THA				
		Runs=2	Total laps=14	Full laps=11	Valid laps=6	
1	2'03.986	20.522	33.017	25.530	26.170	216.4
2	1'47.493 *	24.121	31.623*	24.859	26.890	219.9
3	1'46.433	23.989	31.659	<u>24.644</u>	26.141	224.5
4	1'45.865 *	24.223	31.244	24.492*	<u>25.906</u>	221.7
5	<u>1'45.723</u>	23.823	31.219	24.696	25.985	223.6
6	1'48.722	24.272	31.713	24.893	27.844	216.0

Fastest Lap: Jaume MASIA Leopard Racing SPA **1'42.319** 23.040 30.019 24.063 25.197

These data/results cannot be reproduced, stored and/or transmitted in whole or in part by any manner of electronic, mechanical, photocopying, recording, broadcasting or otherwise now known or herein after developed without the previous express consent by the copyright owner, except for reproduction in daily press and regular printed publications on sale to the public within 60 days of the event related to those data/results and always provided that copyright symbol appears together as follows below.
© DORNA, 2023



4554 m.

OR THAILAND GRAND PRIX

Practice Nr. 2

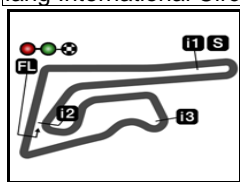
Best Partial Times

IT Ideal Lap Time, sum of the best partial times

BT Best Lap Time

T1		T2		T3		T4				IT	BT	
Pos	Rider	Time	Rider	Time	Rider	Time	Rider	Time	Pos	Rider	IT	BT
1	J.MASIA	23.040	J.MASIA	30.019	J.KELSO	23.865	D.ALONSO	25.010	1	J.MASIA	1'42.308	1'42.319 (1)
2	D.HOLGADO	23.162	C.VEIJER	30.182	D.MOREIRA	23.941	R.YAMANAKA	25.021	2	D.ALONSO	1'42.430	1'42.430 (2)
3	R.ROSSI	23.173	D.MUÑOZ	30.205	C.VEIJER	23.941	D.ÖNCÜ	25.123	3	D.MOREIRA	1'42.555	1'42.555 (3)
4	D.MOREIRA	23.185	D.ALONSO	30.209	D.ÖNCÜ	23.963	J.KELSO	25.140	4	C.VEIJER	1'42.561	1'42.628 (4)
5	D.ALONSO	23.204	D.MOREIRA	30.219	J.RUEDA	23.964	C.VEIJER	25.160	5	J.KELSO	1'42.654	1'42.891 (7)
6	S.AZMAN	23.207	A.SASAKI	30.220	D.ALONSO	24.007	J.MASIA	25.186	6	D.ÖNCÜ	1'42.794	1'42.873 (6)
7	A.FERNANDEZ	23.208	D.HOLGADO	30.331	M.AJI	24.042	X.ARTIGAS	25.208	7	R.YAMANAKA	1'42.846	1'42.846 (5)
8	K.TOBA	23.223	S.AZMAN	30.370	J.MASIA	24.063	D.MOREIRA	25.210	8	R.ROSSI	1'42.907	1'43.029 (9)
9	M.BERTELLE	23.224	R.ROSSI	30.375	R.YAMANAKA	24.076	M.BERTELLE	25.238	9	D.HOLGADO	1'42.920	1'42.920 (8)
10	D.MUÑOZ	23.225	J.KELSO	30.399	M.BERTELLE	24.082	J.RUEDA	25.263	10	D.MUÑOZ	1'42.944	1'43.167 (13)
11	J.KELSO	23.250	A.FERNANDEZ	30.400	R.ROSSI	24.088	R.ROSSI	25.271	11	A.SASAKI	1'43.061	1'43.239 (14)
12	S.NEPA	23.257	T.FURUSATO	30.423	S.AZMAN	24.092	A.FERNANDEZ	25.297	12	A.FERNANDEZ	1'43.064	1'43.146 (12)
13	D.ÖNCÜ	23.277	D.ÖNCÜ	30.431	S.NEPA	24.102	D.HOLGADO	25.308	13	S.AZMAN	1'43.104	1'43.122 (11)
14	C.VEIJER	23.278	R.YAMANAKA	30.453	D.MUÑOZ	24.106	S.NEPA	25.355	14	J.RUEDA	1'43.113	1'43.113 (10)
15	J.RUEDA	23.278	S.OGDEN	30.479	S.OGDEN	24.110	A.SASAKI	25.365	15	M.BERTELLE	1'43.141	1'43.270 (15)
16	R.YAMANAKA	23.296	K.TOBA	30.499	D.HOLGADO	24.119	M.AJI	25.385	16	X.ARTIGAS	1'43.375	1'43.571 (18)
17	A.SASAKI	23.324	I.ORTOLÁ	30.583	A.SASAKI	24.152	F.FARIOLI	25.401	17	S.NEPA	1'43.474	1'44.046 (21)
18	V.PEREZ	23.357	X.ARTIGAS	30.584	X.ARTIGAS	24.156	D.MUÑOZ	25.408	18	S.OGDEN	1'43.482	1'43.540 (16)
19	I.ORTOLÁ	23.366	M.BERTELLE	30.597	A.FERNANDEZ	24.159	K.TOBA	25.420	19	K.TOBA	1'43.555	1'43.555 (17)
20	N.CARRARO	23.369	J.RUEDA	30.608	N.CARRARO	24.164	T.FURUSATO	25.429	20	T.FURUSATO	1'43.557	1'44.362 (27)
21	T.FURUSATO	23.400	T.BUASRI	30.622	I.ORTOLÁ	24.170	S.AZMAN	25.435	21	I.ORTOLÁ	1'43.581	1'43.662 (19)
22	S.OGDEN	23.425	V.PEREZ	30.682	T.BUASRI	24.205	T.BUASRI	25.451	22	V.PEREZ	1'43.732	1'44.271 (25)
23	X.ARTIGAS	23.427	F.FARIOLI	30.693	V.PEREZ	24.227	I.ORTOLÁ	25.462	23	M.AJI	1'43.866	1'44.145 (22)
24	J.WHATLEY	23.484	N.CARRARO	30.737	J.WHATLEY	24.295	V.PEREZ	25.466	24	N.CARRARO	1'43.869	1'43.872 (20)

These data/results cannot be reproduced, stored and/or transmitted in whole or in part by any manner of electronic, mechanical, photocopying, recording, broadcasting or otherwise now known or herein after developed without the previous express consent by the copyright owner, except for reproduction in daily press and regular printed publications on sale to the public within 60 days of the event related to those data/results and always provided that copyright symbol appears together as follows below.
© DORNA, 2023



4554 m.

OR THAILAND GRAND PRIX

Practice Nr. 2

Best Partial Times

Moto3™

IT Ideal Lap Time, sum of the best partial times

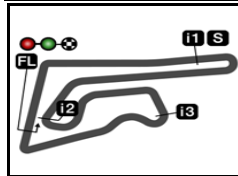
BT Best Lap Time

		T1		T2		T3		T4					
<i>Pos</i>	<i>Rider</i>	<i>Time</i>	<i>Rider</i>	<i>Time</i>	<i>Rider</i>	<i>Time</i>	<i>Rider</i>	<i>Time</i>	<i>Rider</i>	<i>Pos</i>	<i>Rider</i>	<i>IT</i>	<i>BT</i>
25	L.FELLON	23.486	S.NEPA	30.760	T.FURUSATO	24.305	S.OGDEN	25.468		25	T.BUASRI	1'43.898	1'44.239 (24)
26	D.SALVADOR	23.491	L.FELLON	30.798	F.FARIOLI	24.347	N.CARRARO	25.599		26	F.FARIOLI	1'43.956	1'44.273 (26)
27	F.FARIOLI	23.515	J.WHATLEY	30.813	K.TOBA	24.413	J.WHATLEY	25.625		27	J.WHATLEY	1'44.217	1'44.230 (23)
28	M.AJI	23.596	M.AJI	30.843	L.FELLON	24.443	D.SALVADOR	25.678		28	L.FELLON	1'44.423	1'44.753 (28)
29	T.BUASRI	23.620	D.SALVADOR	30.868	D.SALVADOR	24.471	L.FELLON	25.696		29	D.SALVADOR	1'44.508	1'45.092 (29)
30	K.KEANKUM	23.748	K.KEANKUM	31.009	K.KEANKUM	24.644	K.KEANKUM	25.906		30	K.KEANKUM	1'45.307	1'45.723 (30)

These data/results cannot be reproduced, stored and/or transmitted in whole or in part by any manner of electronic, mechanical, photocopying, recording, broadcasting or otherwise now known or herein after developed without the previous express consent by the copyright owner, except for reproduction in daily press and regular printed publications on sale to the public within 60 days of the event related to those data/results and always provided that copyright symbol appears together as follows below.
© DORNA, 2023


Official MotoGP Timing by 
www.motogp.com





4554 m.

OR THAILAND GRAND PRIX
Practice Nr. 2
Fastest Laps Sequence

<i>Practice Time</i>	 <i>Rider</i>	<i>Nation</i>	<i>Motorcycle</i>	<i>Time</i>	<i>Km/h</i>	<i>Rider's Lap</i>
3'33.038	72 Taiyo FURUSATO	JPN	HONDA	1'45.047	156.0	2
3'34.739	80 David ALONSO	COL	GASGAS	1'44.655	156.6	2
3'41.492	48 Ivan ORTOLÁ	SPA	KTM	1'44.419	157.0	2
4'20.199	71 Ayumu SASAKI	JPN	HUSQVARNA	1'44.401	157.0	2
4'20.451	31 Adrian FERNANDEZ	SPA	HONDA	1'44.389	157.0	2
4'22.001	44 David MUÑOZ	SPA	KTM	1'43.913	157.7	2
5'04.178	5 Jaume MASIA	SPA	HONDA	1'43.896	157.7	2
6'03.933	71 Ayumu SASAKI	JPN	HUSQVARNA	1'43.734	158.0	3
6'05.496	44 David MUÑOZ	SPA	KTM	1'43.495	158.4	3
7'48.952	44 David MUÑOZ	SPA	KTM	1'43.456	158.4	4
20'58.377	66 Joel KELSO	AUS	CFMOTO	1'42.946	159.2	9
28'47.517	95 Collin VEIJER	NED	HUSQVARNA	1'42.871	159.3	13
31'37.386	10 Diogo MOREIRA	BRA	KTM	1'42.555	159.8	9
31'38.349	80 David ALONSO	COL	GASGAS	1'42.430	160.0	14
35'33.078	5 Jaume MASIA	SPA	HONDA	1'42.319	160.2	15

These data/results cannot be reproduced, stored and/or transmitted in whole or in part by any manner of electronic, mechanical, photocopying, recording, broadcasting or otherwise now known or herein after developed without the previous express consent by the copyright owner, except for reproduction in daily press and regular printed publications on sale to the public within 60 days of the event related to those data/results and always provided that copyright symbol appears together as follows below.

© DORNA, 2023

Official MotoGP Timing by TISSOT
 www.motogp.com

Buriram, Friday, October 27, 2023

