


5543 m.

PETRONAS GRAND PRIX OF MALAYSIA

Practice Nr. 2

Classification

6

|  | Rider | Nation | Team | Motorcycle | Time | Lap Total | Gap | Top Speed |
|---|-----------------------|--------|--------------------------------|------------|-----------------|-----------|-------------|--------------|
| 1 | 79 Ai OGURA | JPN | IDEMITSU Honda Team Asia | KALEX | 2'06.093 | 13 14 | | 272.0 |
| 2 | 40 Aron CANET | SPA | Pons Wegow Los40 | KALEX | 2'06.193 | 11 13 | 0.100 0.100 | 272.7 |
| 3 | 96 Jake DIXON | GBR | Inde GASGAS Aspar Team | KALEX | 2'06.246 | 8 11 | 0.153 0.053 | 274.8 |
| 4 | 37 Pedro ACOSTA | SPA | Red Bull KTM Ajo | KALEX | 2'06.289 | 15 15 | 0.196 0.043 | 276.9 |
| 5 | 54 Fermín ALDEGUER | SPA | Beta Tools SpeedUp | BOSCOSCURO | 2'06.308 | 13 14 | 0.215 0.019 | 273.4 |
| 6 | 24 Marcos RAMIREZ | SPA | OnlyFans American Racing | KALEX | 2'06.599 | 4 15 | 0.506 0.291 | 269.3 |
| 7 | 11 Sergio GARCIA | SPA | Pons Wegow Los40 | KALEX | 2'06.697 | 15 15 | 0.604 0.098 | 275.5 |
| 8 | 75 Albert ARENAS | SPA | Red Bull KTM Ajo | KALEX | 2'06.785 | 11 14 | 0.692 0.088 | 272.7 |
| 9 | 52 Jeremy ALCOBA | SPA | QJMOTOR Gresini Moto2 | KALEX | 2'06.804 | 14 15 | 0.711 0.019 | 272.0 |
| 10 | 21 Alonso LOPEZ | SPA | Beta Tools SpeedUp | BOSCOSCURO | 2'06.822 | 2 16 | 0.729 0.018 | 276.2 |
| 11 | 16 Joe ROBERTS | USA | Italtrans Racing Team | KALEX | 2'06.911 | 13 13 | 0.818 0.089 | 269.3 |
| 12 | 13 Celestino VIETTI | ITA | Fantic Racing | KALEX | 2'06.949 | 13 14 | 0.856 0.038 | 271.3 |
| 13 | 28 Izan GUEVARA | SPA | Inde GASGAS Aspar Team | KALEX | 2'06.982 | 12 13 | 0.889 0.033 | 273.4 |
| 14 | 22 Sam LOWES | GBR | Elf Marc VDS Racing Team | KALEX | 2'07.066 | 12 14 | 0.973 0.084 | 270.6 |
| 15 | 12 Filip SALAC | CZE | QJMOTOR Gresini Moto2 | KALEX | 2'07.149 | 13 13 | 1.056 0.083 | 272.0 |
| 16 | 18 Manuel GONZALEZ | SPA | Correos Prepago Yamaha VR46 T | KALEX | 2'07.163 | 8 11 | 1.070 0.014 | 273.4 |
| 17 | 71 Dennis FOGGIA | ITA | Italtrans Racing Team | KALEX | 2'07.194 | 9 12 | 1.101 0.031 | 275.5 |
| 18 | 14 Tony ARBOLINO | ITA | Elf Marc VDS Racing Team | KALEX | 2'07.296 | 10 13 | 1.203 0.102 | 273.4 |
| 19 | 35 Somkiat CHANTRA | THA | IDEMITSU Honda Team Asia | KALEX | 2'07.334 | 13 13 | 1.241 0.038 | 272.7 |
| 20 | 17 Alex ESCRIG | SPA | Forward Team | FORWARD | 2'07.389 | 13 14 | 1.296 0.055 | 273.4 |
| 21 | 15 Darryn BINDER | RSA | Liqui Moly Husqvarna Intact GP | KALEX | 2'07.590 | 14 14 | 1.497 0.201 | 275.5 |
| 22 | 64 Bo BENDSNEYDER | NED | Pertamina Mandalika SAG Team | KALEX | 2'07.649 | 8 14 | 1.556 0.059 | 269.3 |
| 23 | 33 Rory SKINNER | GBR | OnlyFans American Racing | KALEX | 2'07.702 | 13 16 | 1.609 0.053 | 267.9 |
| 24 | 3 Lukas TULOVIC | GER | Liqui Moly Husqvarna Intact GP | KALEX | 2'07.727 | 11 14 | 1.634 0.025 | 272.0 |
| 25 | 23 Taiga HADA | JPN | Pertamina Mandalika SAG Team | KALEX | 2'07.814 | 8 11 | 1.721 0.087 | 272.7 |
| 26 | 7 Barry BALTUS | BEL | Fieten Olie Racing GP | KALEX | 2'07.909 | 4 14 | 1.816 0.095 | 270.6 |
| 27 | 5 Kohta NOZANE | JPN | Correos Prepago Yamaha VR46 T | KALEX | 2'08.258 | 14 14 | 2.165 0.349 | 272.7 |
| 28 | 84 Zonta VD GOORBERGH | NED | Fieten Olie Racing GP | KALEX | 2'08.483 | 10 11 | 2.390 0.225 | 271.3 |
| 29 | 4 Sean Dylan KELLY | USA | Forward Team | FORWARD | 2'08.795 | 7 9 | 2.702 0.312 | 271.3 |
| 30 | 9 Mattia CASADEI | ITA | Fantic Racing | KALEX | 2'09.080 | 11 13 | 2.987 0.285 | 270.6 |
| 31 | 20 Azroy ANUAR | MAL | Petronas MIE Racing RW | KALEX | 2'10.084 | 6 13 | 3.991 1.004 | 267.9 |
| 32 | 32 Helmi AZMAN | MAL | Petronas MIE Racing RW | KALEX | 2'10.807 | 13 14 | 4.714 0.723 | 266.6 |

Practice condition: **Dry**

Air: **32°**

Humidity: **71%**

Ground: **51°**

| | | | | |
|-----------------------------|---------|---------------------|-----------------|------------|
| Fastest Lap: | Lap: 13 | Ai OGURA | 2'06.093 | 158.2 Km/h |
| Best Race Lap: | 2019 | Alex MARQUEZ | 2'05.860 | 158.5 Km/h |
| All Time Lap Record: | 2019 | Brad BINDER | 2'04.769 | 159.9 Km/h |

The results are provisional until the end of the limit for protest and appeals.

Time limit for protest expires 60' after publication of the results - Time:

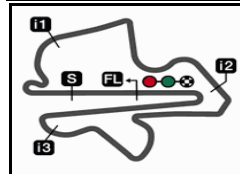
These data/results cannot be reproduced, stored and/or transmitted in whole or in part by any manner of electronic, mechanical, photocopying, recording, broadcasting or otherwise now known or herein after developed without the previous express consent by the copyright owner, except for reproduction in daily press and regular printed publications on sale to the public within 60 days of the event related to those data/results and always provided that copyright symbol appears together as follows below.

© DORNA, 2023

Official MotoGP Timing by TISSOT
www.motogp.com

Sepang, Friday, November 10, 2023






5543 m.

PETRONAS GRAND PRIX OF MALAYSIA

Practice Nr. 2

Combined Practice Times

7

|  | Rider | Nation | Team | MOTORCYCLE | P1 | P2 | Gap |
|---|-------------------------|--------|----------------------------------|------------|-----------------|--------------------|----------------|
| 1 | 79 A.OGURA | JPN | IDEMITSU Honda Team Asia | KALEX | 2'06.649 | 10 2'06.093 | 13 |
| 2 | 54 F.ALDEGUER | SPA | Beta Tools SpeedUp | BOSCOSCURO | 2'06.183 | 13 2'06.308 | 13 0.090 0.090 |
| 3 | 40 A.CANET | SPA | Pons Wegow Los40 | KALEX | 2'07.393 | 9 2'06.193 | 11 0.100 0.010 |
| 4 | 96 J.DIXON | GBR | Inde GASGAS Aspar Team | KALEX | 2'06.243 | 12 2'06.246 | 8 0.150 0.050 |
| 5 | 37 P.ACOSTA | SPA | Red Bull KTM Ajo | KALEX | 2'06.638 | 11 2'06.289 | 15 0.196 0.046 |
| 6 | 24 M.RAMIREZ | SPA | OnlyFans American Racing | KALEX | 2'07.050 | 12 2'06.599 | 4 0.506 0.310 |
| 7 | 11 S.GARCIA | SPA | Pons Wegow Los40 | KALEX | 2'08.159 | 16 2'06.697 | 15 0.604 0.098 |
| 8 | 71 D.FOGGIA | ITA | Italtrans Racing Team | KALEX | 2'06.748 | 14 2'07.194 | 9 0.655 0.051 |
| 9 | 16 J.ROBERTS | USA | Italtrans Racing Team | KALEX | 2'06.760 | 14 2'06.911 | 13 0.667 0.012 |
| 10 | 75 A.ARENAS | SPA | Red Bull KTM Ajo | KALEX | 2'07.911 | 12 2'06.785 | 11 0.692 0.025 |
| 11 | 52 J.ALCOBA | SPA | QJMOTOR Gresini Moto2 | KALEX | 2'07.732 | 13 2'06.804 | 14 0.711 0.019 |
| 12 | 21 A.LOPEZ | SPA | Beta Tools SpeedUp | BOSCOSCURO | 2'07.485 | 12 2'06.822 | 2 0.729 0.018 |
| 13 | 13 C.VIETTI | ITA | Fantic Racing | KALEX | 2'07.413 | 14 2'06.949 | 13 0.856 0.127 |
| 14 | 28 I.GUEVARA | SPA | Inde GASGAS Aspar Team | KALEX | 2'07.740 | 14 2'06.982 | 12 0.889 0.033 |
| 15 | 22 S.LOWES | GBR | Elf Marc VDS Racing Team | KALEX | 2'07.432 | 14 2'07.066 | 12 0.973 0.084 |
| 16 | 35 S.CHANTRA | THA | IDEMITSU Honda Team Asia | KALEX | 2'07.147 | 14 2'07.334 | 13 1.054 0.081 |
| 17 | 12 F.SALAC | CZE | QJMOTOR Gresini Moto2 | KALEX | 2'07.574 | 14 2'07.149 | 13 1.056 0.002 |
| 18 | 18 M.GONZALEZ | SPA | Correos Prepago Yamaha VR46 Team | KALEX | 2'07.238 | 5 2'07.163 | 8 1.070 0.014 |
| 19 | 14 T.ARBOLINO | ITA | Elf Marc VDS Racing Team | KALEX | 2'07.449 | 13 2'07.296 | 10 1.203 0.133 |
| 20 | 17 A.ESCRIG | SPA | Forward Team | FORWARD | 2'09.335 | 9 2'07.389 | 13 1.296 0.093 |
| 21 | 15 D.BINDER | RSA | Liqui Moly Husqvarna Intact GP | KALEX | 2'09.296 | 14 2'07.590 | 14 1.497 0.201 |
| 22 | 64 B.BENDSNEYDEI | NED | Pertamina Mandalika SAG Team | KALEX | 2'08.127 | 13 2'07.649 | 8 1.556 0.059 |
| 23 | 33 R.SKINNER | GBR | OnlyFans American Racing | KALEX | 2'08.498 | 16 2'07.702 | 13 1.609 0.053 |
| 24 | 3 L.TULOVIC | GER | Liqui Moly Husqvarna Intact GP | KALEX | 2'08.995 | 13 2'07.727 | 11 1.634 0.025 |
| 25 | 23 T.HADA | JPN | Pertamina Mandalika SAG Team | KALEX | 2'09.197 | 12 2'07.814 | 8 1.721 0.087 |
| 26 | 7 B.BALTUS | BEL | Fieten Olie Racing GP | KALEX | 2'07.818 | 12 2'07.909 | 4 1.725 0.004 |
| 27 | 5 K.NOZANE | JPN | Correos Prepago Yamaha VR46 Team | KALEX | 2'09.264 | 12 2'08.258 | 14 2.165 0.440 |
| 28 | 84 Z.VD GOORBERG | NED | Fieten Olie Racing GP | KALEX | 2'08.450 | 14 2'08.483 | 10 2.357 0.192 |
| 29 | 4 S.KELLY | USA | Forward Team | FORWARD | 2'08.994 | 10 2'08.795 | 7 2.702 0.345 |
| 30 | 9 M.CASADEI | ITA | Fantic Racing | KALEX | 2'09.588 | 13 2'09.080 | 11 2.987 0.285 |
| 31 | 20 A.ANUAR | MAL | Petronas MIE Racing RW | KALEX | 2'11.022 | 12 2'10.084 | 6 3.991 1.004 |
| 32 | 32 H.AZMAN | MAL | Petronas MIE Racing RW | KALEX | 2'12.225 | 13 2'10.807 | 13 4.714 0.723 |

| | | | | |
|------------------------------|------|---------------------|-----------------|------------|
| Pole Position Record: | 2019 | Alex MARQUEZ | 2'05.244 | 159.3 Km/h |
| Best Race Lap: | 2019 | Alex MARQUEZ | 2'05.860 | 158.5 Km/h |
| All Time Lap Record: | 2019 | Brad BINDER | 2'04.769 | 159.9 Km/h |

The results are provisional until the end of the limit for protest and appeals.

Time limit for protest expires 60' after publication of the results - Time:

These data/results cannot be reproduced, stored and/or transmitted in whole or in part by any manner of electronic, mechanical, photocopying, recording, broadcasting or otherwise now known or herein after developed without the previous express consent by the copyright owner, except for reproduction in daily press and regular printed publications on sale to the public within 60 days of the event related to those data/results and always provided that copyright symbol appears together as follows below.

© DORNA, 2023

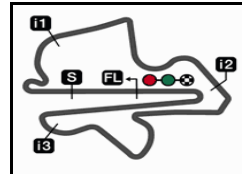
Official MotoGP Timing by TISSOT

www.motogp.com

Sepang, Friday, November 10, 2023







5543 m.

PETRONAS GRAND PRIX OF MALAYSIA

Practice Nr. 2

Top Speed & Average

8

| Rider | Nation | Motorcycle | Top 5 speeds | | | | | Average | Top |
|-----------------------|--------|------------|--------------|-------|-------|-------|-------|---------|-------|
| | | | | | | | | | |
| 37 Pedro ACOSTA | SPA | KALEX | 276.9 | 276.9 | 276.9 | 276.9 | 276.2 | 276.6 | 276.9 |
| 21 Alonso LOPEZ | SPA | BOSCOSCURO | 276.2 | 274.8 | 272.0 | 271.3 | 271.3 | 272.8 | 276.2 |
| 11 Sergio GARCIA | SPA | KALEX | 275.5 | 275.5 | 274.8 | 274.8 | 273.4 | 274.4 | 275.5 |
| 15 Darryn BINDER | RSA | KALEX | 275.5 | 275.5 | 274.8 | 273.4 | 273.4 | 274.5 | 275.5 |
| 71 Dennis FOGGIA | ITA | KALEX | 275.5 | 274.8 | 274.8 | 274.8 | 274.1 | 274.5 | 275.5 |
| 96 Jake DIXON | GBR | KALEX | 274.8 | 274.1 | 273.4 | 272.7 | 272.7 | 273.5 | 274.8 |
| 14 Tony ARBOLINO | ITA | KALEX | 273.4 | 273.4 | 273.4 | 272.7 | 272.7 | 273.0 | 273.4 |
| 17 Alex ESCRIG | SPA | FORWARD | 273.4 | 273.4 | 272.7 | 272.7 | 272.7 | 273.0 | 273.4 |
| 18 Manuel GONZALEZ | SPA | KALEX | 273.4 | 272.0 | 272.0 | 271.3 | 271.3 | 272.0 | 273.4 |
| 28 Izan GUEVARA | SPA | KALEX | 273.4 | 273.4 | 273.4 | 272.7 | 272.0 | 272.7 | 273.4 |
| 54 Fermín ALDEGUER | SPA | BOSCOSCURO | 273.4 | 271.3 | 271.3 | 271.3 | 270.6 | 271.6 | 273.4 |
| 5 Kohta NOZANE | JPN | KALEX | 272.7 | 271.3 | 269.3 | 269.3 | 269.3 | 270.4 | 272.7 |
| 23 Taiga HADA | JPN | KALEX | 272.7 | 272.0 | 270.6 | 270.0 | 269.3 | 270.9 | 272.7 |
| 35 Somkiat CHANTRA | THA | KALEX | 272.7 | 272.0 | 272.0 | 272.0 | 272.0 | 272.1 | 272.7 |
| 40 Aron CANET | SPA | KALEX | 272.7 | 272.0 | 272.0 | 271.3 | 270.0 | 271.6 | 272.7 |
| 75 Albert ARENAS | SPA | KALEX | 272.7 | 272.7 | 272.0 | 272.0 | 272.0 | 272.3 | 272.7 |
| 3 Lukas TULOVIC | GER | KALEX | 272.0 | 271.3 | 271.3 | 271.3 | 270.6 | 271.3 | 272.0 |
| 12 Filip SALAC | CZE | KALEX | 272.0 | 270.6 | 270.0 | 270.0 | 270.0 | 270.4 | 272.0 |
| 52 Jeremy ALCOBA | SPA | KALEX | 272.0 | 270.6 | 270.6 | 270.0 | 269.3 | 270.1 | 272.0 |
| 79 Ai OGURA | JPN | KALEX | 272.0 | 272.0 | 272.0 | 272.0 | 271.3 | 271.8 | 272.0 |
| 4 Sean Dylan KELLY | USA | FORWARD | 271.3 | 269.3 | 269.3 | 269.3 | 269.3 | 269.7 | 271.3 |
| 13 Celestino VIETTI | ITA | KALEX | 271.3 | 271.3 | 271.3 | 270.6 | 270.6 | 271.0 | 271.3 |
| 84 Zonta VD GOORBERGH | NED | KALEX | 271.3 | 271.3 | 271.3 | 270.6 | 270.6 | 271.0 | 271.3 |
| 7 Barry BALTUS | BEL | KALEX | 270.6 | 270.6 | 270.0 | 269.3 | 269.3 | 269.9 | 270.6 |
| 9 Mattia CASADEI | ITA | KALEX | 270.6 | 270.0 | 270.0 | 270.0 | 270.0 | 270.1 | 270.6 |
| 22 Sam LOWES | GBR | KALEX | 270.6 | 270.6 | 270.0 | 270.0 | 270.0 | 270.2 | 270.6 |
| 16 Joe ROBERTS | USA | KALEX | 269.3 | 267.9 | 267.9 | 267.9 | 267.9 | 268.1 | 269.3 |
| 24 Marcos RAMIREZ | SPA | KALEX | 269.3 | 269.3 | 269.3 | 268.6 | 267.9 | 268.4 | 269.3 |
| 64 Bo BENDSNEYDER | NED | KALEX | 269.3 | 269.3 | 268.6 | 267.9 | 267.3 | 268.5 | 269.3 |
| 20 Azroy ANUAR | MAL | KALEX | 267.9 | 267.3 | 267.3 | 266.0 | 264.7 | 265.9 | 267.9 |
| 33 Rory SKINNER | GBR | KALEX | 267.9 | 267.9 | 267.3 | 266.6 | 266.6 | 267.1 | 267.9 |
| 32 Helmi AZMAN | MAL | KALEX | 266.6 | 266.6 | 266.0 | 266.0 | 265.3 | 265.8 | 266.6 |

These data/results cannot be reproduced, stored and/or transmitted in whole or in part by any manner of electronic, mechanical, photocopying, recording, broadcasting or otherwise now known or herein after developed without the previous express consent by the copyright owner, except for reproduction in daily press and regular printed publications on sale to the public within 60 days of the event related to those data/results and always provided that copyright symbol appears together as follows below.

© DORNA, 2023

Official MotoGP Timing by TISSOT
www.motogp.com



Sepang, Friday, November 10, 2023



PETRONAS GRAND PRIX OF MALAYSIA
Practice Nr. 2
Chronological Analysis of Performances

9

* Lap / Sector time cancelled **T1** Time from finish line to 1st intermed. **T3** Time from 2nd intermed. to 3rd intermed.
P Crossing the finish line in pit lane **T2** Time from 1st intermed. to 2nd intermed. **T4** Time from 3rd intermed. to finish line

| Lap | Lap Time | T1 | T2 | T3 | T4 | Speed | Lap | Lap Time | T1 | T2 | T3 | T4 | Speed |
|---|-------------------|--------|--------|--------|--------|-------|---|-------------------|--------|--------|--------|----------|-------|
| 1st 79 Ai OGURA IDEMITSU Honda Te JPN Runs=2 Total laps=14 Full laps=11 Valid laps=11 | | | | | | | 4th 37 Pedro ACOSTA Red Bull KTM Ajo SPA Runs=2 Total laps=15 Full laps=12 Valid laps=12 | | | | | | |
| 1 | 3'07.640 | 28.004 | 29.636 | 39.727 | 33.645 | | 1 | 2'45.278 | 25.799 | 29.468 | 39.422 | 33.201 | |
| 2 | 2'07.174 | 26.389 | 29.034 | 38.875 | 32.876 | 270.6 | 2 | 2'07.480 | 26.369 | 29.218 | 39.216 | 32.677 | 275.5 |
| 3 | 2'07.270 | 26.410 | 29.026 | 38.960 | 32.874 | 272.0 | 3 | 2'06.976 | 26.406 | 28.849 | 38.973 | 32.748 | 276.2 |
| 4 | 2'07.296 | 26.398 | 28.908 | 38.931 | 33.059 | 271.3 | 4 | 2'06.973 | 26.300 | 28.899 | 38.890 | 32.884 | 276.9 |
| 5 | 2'07.017 | 26.362 | 28.909 | 38.785 | 32.961 | 270.6 | 5 | 2'07.235 | 26.373 | 29.002 | 38.901 | 32.959 | 274.1 |
| 6 | 2'06.724 | 26.393 | 28.799 | 38.641 | 32.891 | 272.0 | 6 | 2'07.045 | 26.390 | 28.761 | 38.907 | 32.987 | 276.9 |
| 7 | 2'06.991 | 26.430 | 28.883 | 38.793 | 32.885 | 270.6 | 7 | 2'07.207 | 26.454 | 28.814 | 38.967 | 32.972 | 276.9 |
| 8 | 2'08.890 | 26.359 | 29.118 | 39.908 | 33.505 | 270.6 | 8 | 2'07.082 | 26.339 | 29.017 | 38.818 | 32.908 | 276.2 |
| 9 | 2'07.014 | 26.417 | 28.850 | 38.962 | 32.785 | 271.3 | 9 | 2'16.384 | 26.493 | 35.334 | 40.783 | 33.774 | 276.2 |
| 10 | 2'33.926 P | 30.181 | 35.743 | 42.530 | 45.472 | 260.8 | 10 | 2'19.244 P | 26.966 | 29.099 | 39.360 | 43.819 | 274.1 |
| 11 | 11'58.864 | 28.521 | 31.030 | 40.322 | 33.057 | | 11 | 10'51.398 | 33.755 | 29.393 | 38.998 | 32.777 | |
| 12 | 2'06.840 | 26.449 | 28.797 | 38.739 | 32.855 | 269.3 | 12 | 2'06.323 | 26.307 | 28.752 | 38.629 | 32.635 | 275.5 |
| 13 | 2'06.093 | 26.127 | 28.853 | 38.446 | 32.667 | 272.0 | 13 | 2'11.501 | 26.321 | 31.999 | 40.404 | 32.777 | 274.1 |
| 14 | 2'06.282 | 26.210 | 28.846 | 38.516 | 32.710 | 272.0 | 14 | 2'06.357 | 26.270 | 28.866 | 38.638 | 32.583 | 276.9 |
| | | | | | | | 15 | 2'06.289 | 26.297 | 28.753 | 38.586 | 32.653 | 274.8 |
| 2nd 40 Aron CANET Pons Wegow Los40 SPA Runs=3 Total laps=13 Full laps=8 Valid laps=8 | | | | | | | 5th 54 Fermín ALDEGUER Beta Tools SpeedUp SPA Runs=3 Total laps=14 Full laps=9 Valid laps=9 | | | | | | |
| 1 | 4'53.782 | 24.933 | 29.469 | 41.362 | 33.237 | | 1 | 2'10.605 | 25.340 | 29.631 | 40.026 | 33.166 | |
| 2 | 2'07.189 | 26.409 | 29.015 | 38.821 | 32.944 | 272.0 | 2 | 2'08.120 | 26.626 | 28.821 | 39.591 | 33.082 | 268.6 |
| 3 | 2'07.368 | 26.410 | 28.924 | 38.932 | 33.102 | 272.0 | 3 | 2'07.803 | 26.378 | 28.894 | 38.863 | 33.668 | 271.3 |
| 4 | 2'07.774 | 26.494 | 28.998 | 39.020 | 33.262 | 270.0 | 4 | 2'07.283 | 26.444 | 28.940 | 38.850 | 33.049 | 270.0 |
| 5 | 2'24.023 P | 29.911 | 29.944 | 39.819 | 44.349 | 269.3 | 5 | 2'16.411 P | 26.508 | 28.842 | 38.578 | 42.483 | 273.4 |
| 6 | 6'14.257 | 26.880 | 29.123 | 39.016 | 33.387 | | 6 | 7'44.683 | 24.962 | 29.447 | 39.324 | 33.148 | |
| 7 | 2'07.397 | 26.446 | 29.048 | 38.684 | 33.219 | 269.3 | 7 | 2'06.770 | 26.477 | 28.807 | 38.577 | 32.909 | 270.0 |
| 8 | 2'21.406 P | 27.136 | 29.394 | 40.205 | 44.671 | 267.9 | 8 | 2'08.610 | 26.473 | 28.834 | 38.721 | 34.582 | 269.3 |
| 9 | 8'42.447 | 55.907 | 33.417 | 39.787 | 32.907 | | 9 | 2'06.811 | 26.359 | 28.781 | 38.613 | 33.058 | 270.0 |
| 10 | 2'06.374 | 26.252 | 28.786 | 38.468 | 32.868 | 272.0 | 10 | 2'21.799 P | 26.398 | 28.866 | 42.362 | 44.173 | 270.6 |
| 11 | 2'06.193 | 26.193 | 28.607 | 38.526 | 32.867 | 271.3 | 11 | 8'01.755 * | 36.123 | 30.868 | 39.693 | 33.251 * | |
| 12 | 2'12.009 | 30.867 | 29.755 | 38.464 | 32.923 | 268.6 | 12 | 2'06.627 | 26.410 | 28.767 | 38.630 | 32.820 | 269.3 |
| 13 | 2'21.373 | 28.632 | 33.014 | 44.456 | 35.271 | 268.6 | 13 | 2'06.308 | 26.391 | 28.692 | 38.526 | 32.699 | 271.3 |
| | | | | | | | 14 | 2'12.591 | 26.249 | 28.583 | 38.893 | 38.866 | 271.3 |
| 3rd 96 Jake DIXON Inde GASGAS Aspar GBR Runs=2 Total laps=11 Full laps=8 Valid laps=8 | | | | | | | 6th 24 Marcos RAMIREZ OnlyFans American R SPA Runs=3 Total laps=15 Full laps=10 Valid laps=10 | | | | | | |
| 1 | 3'13.860 | 27.232 | 29.668 | 40.345 | 36.256 | | 1 | 2'13.467 | 25.103 | 29.449 | 39.394 | 34.424 | |
| 2 | 2'07.373 | 26.541 | 28.935 | 38.967 | 32.930 | 272.0 | 2 | 2'06.821 | 26.356 | 28.918 | 38.783 | 32.764 | 269.3 |
| 3 | 2'11.596 | 26.715 | 32.741 | 39.054 | 33.086 | 274.1 | 3 | 2'06.727 | 26.395 | 28.986 | 38.587 | 32.759 | 268.6 |
| 4 | 2'07.186 | 26.491 | 28.970 | 38.827 | 32.898 | 272.7 | 4 | 2'06.599 | 26.246 | 28.836 | 38.782 | 32.735 | 266.0 |
| 5 | 2'07.329 | 26.592 | 29.033 | 38.706 | 32.998 | 272.7 | 5 | 2'23.408 P | 28.829 | 30.821 | 41.071 | 42.687 | 264.7 |
| 6 | 2'21.424 P | 28.153 | 30.411 | 40.812 | 42.048 | 274.8 | 6 | 8'43.362 | 26.122 | 30.252 | 40.284 | 33.630 | |
| 7 | 18'56.216 | 40.267 | 33.798 | 39.099 | 33.530 | | 7 | 2'08.615 | 26.713 | 29.310 | 39.264 | 33.328 | 267.9 |
| 8 | 2'06.246 | 26.355 | 28.749 | 38.466 | 32.676 | 272.0 | 8 | 2'07.747 | 26.599 | 29.127 | 38.974 | 33.047 | 267.9 |
| 9 | 2'06.339 | 26.200 | 28.873 | 38.500 | 32.766 | 273.4 | | | | | | | |
| 10 | 2'16.815 | 30.181 | 32.539 | 41.236 | 32.859 | 270.6 | | | | | | | |
| 11 | 2'16.861 | 26.381 | 29.073 | 40.678 | 40.729 | 272.0 | | | | | | | |

Fastest Lap: Ai OGURA IDEMITSU Honda Te JPN **2'06.093** 26.127 28.853 38.446 32.667

These data/results cannot be reproduced, stored and/or transmitted in whole or in part by any manner of electronic, mechanical, photocopying, recording, broadcasting or otherwise now known or herein after developed without the previous express consent by the copyright owner, except for reproduction in daily press and regular printed publications on sale to the public within 60 days of the event related to those data/results and always provided that copyright symbol appears together as follows below.
 © DORNA, 2023



Practice Nr. 2

Moto2

| Lap | Lap Time | T1 | T2 | T3 | T4 | Speed | Lap | Lap Time | T1 | T2 | T3 | T4 | Speed |
|-----|-----------------|--------|--------|--------|--------|-------|--|-----------------|--------|--------|--------|---------|-------|
| 9 | 2'20.824 | 26.530 | 38.680 | 42.132 | 33.482 | 269.3 | 12 | 2'07.310 | 26.378 | 28.740 | 39.372 | 32.820 | 270.0 |
| 10 | 2'08.030 | 26.672 | 29.188 | 38.944 | 33.226 | 266.6 | 13 | 2'06.956 * | 26.321 | 28.958 | 38.828 | 32.849* | 270.6 |
| 11 | 2'20.759 | 30.651 | 32.014 | 42.382 | 35.712 | 267.9 | 14 | 2'06.804 | 26.276 | 28.886 | 38.725 | 32.917 | 269.3 |
| 12 | 2'07.311 | 26.575 | 28.957 | 38.839 | 32.940 | 267.9 | 15 | 2'12.456 | 26.424 | 29.689 | 41.457 | 34.886 | 269.3 |
| 13 | 2'23.433 P | 28.526 | 30.436 | 41.468 | 43.003 | 267.9 | 10th 21 Alonso LOPEZ Beta Tools SpeedUp SPA | | | | | | |
| 14 | 4'30.395 | 25.214 | 29.682 | 39.498 | 33.373 | | Runs=2 Total laps=16 Full laps=12 Valid laps=11 | | | | | | |
| 15 | 2'07.495 | 26.548 | 29.030 | 38.954 | 32.963 | 269.3 | | | | | | | |

| 7th 11 Sergio GARCIA Pons Wegow Los40 SPA | | | | | | |
|--|-----------------|---------------|--------|----------------------------|--------|-------|
| Runs=2 | | Total laps=15 | | Full laps=12 Valid laps=12 | | |
| 1 | 2'36.290 | 25.141 | 30.198 | 39.751 | 33.560 | |
| 2 | 2'08.758 | 27.123 | 29.301 | 39.058 | 33.276 | 271.3 |
| 3 | 2'08.024 | 26.764 | 29.124 | 38.931 | 33.205 | 273.4 |
| 4 | 2'08.103 | 26.622 | 29.081 | 38.969 | 33.431 | 274.8 |
| 5 | 2'07.868 | 26.545 | 29.212 | 38.957 | 33.154 | 272.7 |
| 6 | 2'12.162 | 26.695 | 29.129 | 39.541 | 36.797 | 273.4 |
| 7 | 2'08.075 | 26.617 | 29.174 | 39.098 | 33.186 | 275.5 |
| 8 | 2'08.284 | 26.790 | 29.184 | 39.168 | 33.142 | 275.5 |
| 9 | 2'15.222 | 26.798 | 29.476 | 42.165 | 36.783 | 272.7 |
| 10 | 2'17.437 P | 26.659 | 29.076 | 39.077 | 42.625 | 270.6 |
| 11 | 10'53.385 | 51.331 | 34.072 | 39.233 | 33.220 | |
| 12 | 2'06.799 | 26.397 | 28.965 | 38.547 | 32.890 | 272.7 |
| 13 | 2'09.855 | 26.370 | 28.897 | 38.789 | 35.799 | 273.4 |
| 14 | 2'06.817 | 26.530 | 28.953 | 38.494 | 32.840 | 274.8 |
| 15 | 2'06.697 | 26.340 | 28.773 | 38.557 | 33.027 | 272.0 |

| 8th 75 Albert ARENAS Red Bull KTM Ajo SPA | | | | | | |
|--|-----------------|---------------|--------|----------------------------|--------|-------|
| Runs=2 | | Total laps=14 | | Full laps=11 Valid laps=11 | | |
| 1 | 2'11.967 | 25.229 | 29.647 | 39.629 | 33.419 | |
| 2 | 2'08.124 | 26.608 | 29.020 | 39.471 | 33.025 | 272.7 |
| 3 | 2'07.656 | 26.528 | 29.190 | 38.926 | 33.012 | 271.3 |
| 4 | 2'07.063 | 26.468 | 28.932 | 38.687 | 32.976 | 272.0 |
| 5 | 2'07.469 | 26.445 | 29.091 | 38.805 | 33.128 | 272.0 |
| 6 | 2'07.480 | 26.662 | 28.856 | 38.795 | 33.167 | 270.0 |
| 7 | 2'07.693 | 26.498 | 28.994 | 38.972 | 33.229 | 270.0 |
| 8 | 2'09.031 | 27.641 | 29.253 | 38.994 | 33.143 | 269.3 |
| 9 | 2'25.619 P | 26.689 | 29.068 | 40.591 | 49.271 | 270.0 |
| 10 | 13'31.081 | 31.270 | 29.515 | 39.052 | 33.188 | |
| 11 | 2'06.785 | 26.457 | 28.775 | 38.640 | 32.913 | 270.0 |
| 12 | 2'11.752 | 26.504 | 32.717 | 39.320 | 33.211 | 270.6 |
| 13 | 2'16.654 | 26.489 | 30.037 | 46.609 | 33.519 | 272.7 |
| 14 | 2'08.164 | 26.692 | 29.193 | 39.159 | 33.120 | 272.0 |

| 9th 52 Jeremy ALCOBA QJMOTOR Gresini M SPA | | | | | | |
|---|-----------------|---------------|--------|----------------------------|--------|-------|
| Runs=2 | | Total laps=15 | | Full laps=12 Valid laps=11 | | |
| 1 | 2'27.448 | 26.681 | 29.863 | 40.301 | 34.105 | |
| 2 | 2'08.381 | 26.823 | 29.138 | 39.277 | 33.143 | 266.0 |
| 3 | 2'08.501 | 26.609 | 29.128 | 39.557 | 33.207 | 272.0 |
| 4 | 2'08.486 | 26.678 | 29.174 | 39.470 | 33.164 | 267.9 |
| 5 | 2'08.229 | 26.640 | 29.099 | 39.235 | 33.255 | 269.3 |
| 6 | 2'08.186 | 26.647 | 29.090 | 39.268 | 33.181 | 267.9 |
| 7 | 2'07.610 | 26.543 | 28.937 | 39.078 | 33.052 | 269.3 |
| 8 | 2'08.495 | 26.716 | 29.029 | 39.439 | 33.311 | 270.6 |
| 9 | 2'08.147 | 26.577 | 29.031 | 39.185 | 33.354 | 268.6 |
| 10 | 2'26.474 P | 26.760 | 32.524 | 42.454 | 44.736 | 268.6 |
| 11 | 9'41.127 | 26.980 | 29.098 | 39.230 | 32.912 | |

| | | | | | | |
|----|-----------------|--------|--------|--------|---------|-------|
| 1 | 2'11.429 | 25.149 | 29.539 | 39.643 | 33.466 | |
| 2 | 2'06.822 | 26.344 | 28.785 | 38.850 | 32.843 | 271.3 |
| 3 | 2'07.194 | 26.352 | 29.029 | 38.894 | 32.919 | 267.9 |
| 4 | 2'07.086 | 26.486 | 28.954 | 38.779 | 32.867 | 270.0 |
| 5 | 2'09.092 | 28.183 | 29.324 | 38.610 | 32.975 | 267.9 |
| 6 | 2'07.354 | 26.459 | 29.127 | 38.861 | 32.907 | 270.6 |
| 7 | 2'09.352 | 27.730 | 29.095 | 39.033 | 33.494 | 269.3 |
| 8 | 2'07.053 | 26.408 | 29.003 | 38.795 | 32.847 | 274.8 |
| 9 | 2'27.868 P | 28.077 | 29.696 | 40.163 | 49.932 | 270.6 |
| 10 | 7'49.680 | 27.183 | 29.661 | 39.601 | 33.257 | |
| 11 | 2'07.978 | 26.525 | 29.029 | 39.264 | 33.160 | 268.6 |
| 12 | 2'07.105 | 26.478 | 28.982 | 38.818 | 32.827 | 271.3 |
| 13 | 2'07.176 | 26.366 | 29.121 | 38.833 | 32.856 | 272.0 |
| 14 | 2'18.855 * | 30.861 | 32.061 | 41.583 | 34.350* | 267.9 |
| 15 | 2'13.052 | 26.612 | 31.027 | 39.723 | 35.690 | 271.3 |
| 16 | 2'29.122 P | 28.837 | 31.909 | 42.586 | 45.790 | 276.2 |

| 11th 16 Joe ROBERTS Italtrans Racing Team USA | | | | | | |
|--|-----------------|---------------|--------|--------------------------|---------|-------|
| Runs=3 | | Total laps=13 | | Full laps=8 Valid laps=8 | | |
| 1 | 3'17.215 | 28.605 | 30.145 | 41.317 | 39.790 | |
| 2 | 2'09.405 | 26.926 | 29.546 | 39.606 | 33.327 | 267.9 |
| 3 | 2'08.834 | 26.744 | 29.335 | 39.360 | 33.395 | 267.9 |
| 4 | 2'21.253 P | 26.850 | 29.433 | 40.105 | 44.865 | 267.9 |
| 5 | 8'28.130 | 32.967 | 30.867 | 39.823 | 33.909 | |
| 6 | 2'08.646 | 26.798 | 29.330 | 39.194 | 33.324 | 267.3 |
| 7 | 2'08.428 | 26.735 | 29.270 | 39.073 | 33.350 | 265.3 |
| 8 | 2'08.381 | 26.723 | 29.197 | 39.095 | 33.366 | 267.9 |
| 9 | 2'08.277 | 26.611 | 29.234 | 39.151 | 33.281 | 267.9 |
| 10 | 2'22.358 P | 28.139 | 30.593 | 40.900 | 42.726 | 269.3 |
| 11 | 6'26.828 * | 28.830 | 33.758 | 42.913 | 33.665* | |
| 12 | 2'07.318 | 26.630 | 28.964 | 38.691 | 33.033 | 267.3 |
| 13 | 2'06.911 | 26.344 | 28.920 | 38.724 | 32.923 | 267.9 |

| 12th 13 Celestino VIETTI Fantic Racing ITA | | | | | | |
|---|-----------------|---------------|--------|----------------------------|--------|-------|
| Runs=2 | | Total laps=14 | | Full laps=11 Valid laps=11 | | |
| 1 | 2'44.659 | 27.037 | 30.644 | 40.331 | 33.466 | |
| 2 | 2'08.706 | 26.810 | 29.299 | 39.568 | 33.029 | 270.0 |
| 3 | 2'11.445 | 26.686 | 31.949 | 39.499 | 33.311 | 271.3 |
| 4 | 2'08.306 | 26.566 | 29.367 | 39.248 | 33.125 | 270.0 |
| 5 | 2'08.313 | 26.667 | 29.296 | 39.206 | 33.144 | 269.3 |
| 6 | 2'08.255 | 26.677 | 29.276 | 39.115 | 33.187 | 270.0 |
| 7 | 2'07.848 | 26.584 | 29.170 | 38.957 | 33.137 | 271.3 |
| 8 | 2'07.826 | 26.566 | 29.302 | 38.915 | 33.043 | 270.6 |
| 9 | 2'26.106 P | 30.025 | 30.736 | 43.494 | 41.851 | 268.6 |
| 10 | 12'02.351 | 28.115 | 30.458 | 41.717 | 33.878 | |
| 11 | 2'25.805 | 26.535 | 29.009 | 51.806 | 38.455 | 267.9 |
| 12 | 2'07.217 | 26.446 | 29.027 | 38.895 | 32.849 | 270.0 |
| 13 | 2'06.949 | 26.403 | 28.953 | 38.740 | 32.853 | 271.3 |
| 14 | 2'07.271 | 26.326 | 29.115 | 38.854 | 32.976 | 270.6 |

Fastest Lap: Ai OGURA IDEMITSU Honda Te JPN **2'06.093** 26.127 28.853 38.446 32.667

These data/results cannot be reproduced, stored and/or transmitted in whole or in part by any manner of electronic, mechanical, photocopying, recording, broadcasting or otherwise now known or herein after developed without the previous express consent by the copyright owner, except for reproduction in daily press and regular printed publications on sale to the public within 60 days of the event related to those data/results and always provided that copyright symbol appears together as follows below.
© DORNA, 2023



Practice Nr. 2

Moto2

| Lap | Lap Time | T1 | T2 | T3 | T4 | Speed | Lap | Lap Time | T1 | T2 | T3 | T4 | Speed | | | | | | |
|---|-----------------|---|---------------|---------------|---------------|--------------|--|-----------------|---------------|---------------|---------------|----------------|--------------|-------|--|--|--|--|--|
| 13th | 28 | Izan GUEVARA Inde GASGAS Aspar SPA | | | | | | 6 | 2'29.487 P | 31.337 | 34.469 | 41.844 | 41.837 | 272.0 | | | | | |
| | | Runs=2 | Total laps=13 | Full laps=9 | Valid laps=9 | | 7 | 10'35.405 | 26.220 | 30.417 | 40.675 | 33.801 | | | | | | | |
| 1 | 3'05.125 | 26.324 | 29.868 | 39.881 | 33.516 | | 8 | 2'07.163 | 26.475 | 28.966 | 38.669 | 33.053 | 270.0 | | | | | | |
| 2 | 2'08.811 | 27.068 | 29.299 | 39.262 | 33.182 | 270.0 | 9 | 2'09.000 | 26.493 | 28.965 | 38.780 | 34.762 | 270.0 | | | | | | |
| 3 | 2'09.867 | 26.906 | 29.910 | 39.176 | 33.875 | 272.0 | 10 | 2'20.648 P | 26.464 | 29.100 | 41.126 | 43.958 | 271.3 | | | | | | |
| 4 | 2'08.798 | 27.100 | 29.288 | 39.230 | 33.180 | 271.3 | 11 | 9'18.504 | 25.139 | 29.168 | 39.330 | 33.082 | | | | | | | |
| 5 | 2'08.343 | 26.930 | 29.195 | 39.099 | 33.119 | 273.4 | 17th 71 Dennis FOGGIA Italtrans Racing Team ITA | | | | | | | | | | | | |
| 6 | 2'08.129 | 26.711 | 29.207 | 39.088 | 33.123 | 271.3 | | Runs=2 | Total laps=12 | Full laps=9 | Valid laps=9 | | | | | | | | |
| 7 | 2'07.842 | 26.621 | 29.263 | 38.982 | 32.976 | 273.4 | 1 | 2'41.323 | 25.056 | 30.494 | 39.495 | 34.041 | | | | | | | |
| 8 | 2'23.975 P | 28.150 | 30.906 | 41.528 | 43.391 | 271.3 | 2 | 2'08.818 | 26.816 | 29.191 | 39.285 | 33.526 | 273.4 | | | | | | |
| 9 | 13'35.024 | 26.808 | 30.224 | 39.560 | 33.190 | | 3 | 2'08.387 | 26.786 | 29.072 | 39.296 | 33.233 | 274.1 | | | | | | |
| 10 | 2'08.351 | 26.798 | 29.000 | 38.724 | 33.829 | 272.0 | 4 | 2'08.777 | 26.741 | 29.072 | 39.398 | 33.566 | 274.8 | | | | | | |
| 11 | 2'07.321 | 26.648 | 29.008 | 38.650 | 33.015 | 272.7 | 5 | 2'09.497 | 28.001 | 29.103 | 39.316 | 33.077 | 274.1 | | | | | | |
| 12 | 2'06.982 | 26.499 | 28.955 | 38.732 | 32.796 | 272.0 | 6 | 2'13.144 | 26.960 | 29.150 | 42.467 | 34.567 | 274.1 | | | | | | |
| 13 | 2'28.669 P | 30.421 | 31.081 | 41.003 | 46.164 | 273.4 | 7 | 2'16.928 P | 26.883 | 29.156 | 39.278 | 41.611 | 274.8 | | | | | | |
| 14th 22 Sam LOWES Elf Marc VDS Racing GBR | | | | | | | 8 | 17'19.260 | 44.377 | 34.268 | 39.907 | 32.975 | | | | | | | |
| | | Runs=2 | Total laps=14 | Full laps=11 | Valid laps=10 | | 9 | 2'07.194 | 26.685 | 28.806 | 38.891 | 32.812 | 274.8 | | | | | | |
| 1 | 2'48.425 | 26.244 | 30.551 | 40.183 | 33.463 | | 10 | 2'07.223 | 26.449 | 28.811 | 38.961 | 33.002 | 274.1 | | | | | | |
| 2 | 2'09.114 | 26.736 | 29.258 | 39.613 | 33.507 | 270.0 | 11 | 2'07.223 | 26.540 | 29.000 | 38.845 | 32.838 | 275.5 | | | | | | |
| 3 | 2'07.933 | 26.699 | 29.187 | 38.926 | 33.121 | 270.0 | 12 | 2'10.622 | 26.755 | 30.350 | 40.449 | 33.068 | 273.4 | | | | | | |
| 4 | 2'07.928 | 26.559 | 29.110 | 39.108 | 33.151 | 270.6 | 18th 14 Tony ARBOLINO Elf Marc VDS Racing ITA | | | | | | | | | | | | |
| 5 | 2'14.977 | 30.267 | 30.109 | 40.690 | 33.911 | 262.7 | | Runs=2 | Total laps=13 | Full laps=10 | Valid laps=10 | | | | | | | | |
| 6 | 2'07.707 | 26.646 | 29.089 | 38.882 | 33.090 | 268.6 | 1 | 3'15.658 | 24.456 | 29.898 | 39.792 | 33.391 | | | | | | | |
| 7 | 2'08.370 | 26.643 | 29.636 | 39.024 | 33.067 | 269.3 | 2 | 2'08.185 | 26.691 | 29.072 | 39.363 | 33.059 | 272.7 | | | | | | |
| 8 | 2'07.620 | 26.609 | 29.077 | 38.849 | 33.085 | 270.0 | 3 | 2'07.945 | 26.625 | 29.067 | 39.107 | 33.146 | 273.4 | | | | | | |
| 9 | 2'22.188 P | 26.603 | 29.053 | 38.906 | 47.626 | 268.6 | 4 | 2'07.798 | 26.518 | 29.048 | 39.166 | 33.066 | 273.4 | | | | | | |
| 10 | 13'02.638 | 28.007 | 34.579 | 43.652 | 33.527 | | 5 | 2'07.523 | 26.501 | 29.073 | 38.844 | 33.105 | 272.7 | | | | | | |
| 11 | 2'08.513 * | 26.674 | 29.301 | 39.322 | 33.216* | 265.3 | 6 | 2'14.535 | 28.759 | 29.814 | 39.573 | 36.389 | 272.0 | | | | | | |
| 12 | 2'07.066 | 26.455 | 28.940 | 38.775 | 32.896 | 270.0 | 7 | 2'08.281 | 26.559 | 29.117 | 39.385 | 33.220 | 272.7 | | | | | | |
| 13 | 2'07.231 | 26.551 | 29.041 | 38.729 | 32.910 | 270.6 | 8 | 2'21.691 P | 30.582 | 30.308 | 39.718 | 41.083 | 271.3 | | | | | | |
| 14 | 2'07.562 | 26.505 | 28.997 | 39.016 | 33.044 | 270.0 | 9 | 14'33.711 | 44.883 | 32.350 | 38.961 | 33.330 | | | | | | | |
| 15th 12 Filip SALAC QJMOTOR Gresini M CZE | | | | | | | 10 | 2'07.296 | 26.434 | 28.980 | 38.897 | 32.985 | 272.7 | | | | | | |
| | | Runs=2 | Total laps=13 | Full laps=10 | Valid laps=10 | | 11 | 2'09.497 | 26.418 | 28.844 | 40.002 | 34.233 | 273.4 | | | | | | |
| 1 | 3'11.924 | 28.567 | 29.977 | 40.735 | 34.107 | | 12 | 2'08.401 | 26.495 | 28.995 | 38.808 | 34.103 | 272.0 | | | | | | |
| 2 | 2'09.591 | 26.923 | 29.269 | 39.657 | 33.742 | 266.6 | 13 | 2'07.322 | 26.595 | 29.019 | 38.818 | 32.890 | 272.0 | | | | | | |
| 3 | 2'08.585 | 26.773 | 29.286 | 39.405 | 33.121 | 272.0 | 19th 35 Somkiat CHANTRA IDEMITSU Honda Te THA | | | | | | | | | | | | |
| 4 | 2'08.366 | 26.719 | 29.278 | 39.152 | 33.217 | 270.6 | | Runs=2 | Total laps=13 | Full laps=10 | Valid laps=9 | | | | | | | | |
| 5 | 2'08.468 | 26.760 | 29.257 | 39.135 | 33.316 | 267.9 | 1 | 3'12.738 | 27.781 | 30.467 | 39.545 | 33.668 | | | | | | | |
| 6 | 2'08.666 | 26.707 | 29.305 | 39.334 | 33.320 | 270.0 | 2 | 2'08.333 | 26.777 | 29.024 | 39.336 | 33.196 | 272.7 | | | | | | |
| 7 | 2'14.776 | 26.860 | 32.811 | 41.879 | 33.226 | 268.6 | 3 | 2'08.482 | 26.720 | 29.443 | 39.255 | 33.064 | 272.0 | | | | | | |
| 8 | 2'22.472 P | 26.843 | 31.779 | 42.452 | 41.398 | 270.0 | 4 | 2'27.879 P | 30.738 | 29.760 | 43.194 | 44.187 | 272.0 | | | | | | |
| 9 | 13'25.305 | 30.756 | 32.591 | 39.851 | 34.223 | | 5 | 13'00.559 | 28.312 | 31.106 | 40.681 | 33.617 | | | | | | | |
| 10 | 2'13.258 | 26.672 | 32.402 | 40.374 | 33.810 | 266.6 | 6 | 2'08.032 | 26.808 | 29.206 | 39.052 | 32.966 | 270.6 | | | | | | |
| 11 | 2'07.183 | 26.539 | 28.931 | 38.824 | 32.889 | 267.9 | 7 | 2'07.336 | 26.562 | 28.886 | 38.910 | 32.978 | 272.0 | | | | | | |
| 12 | 2'13.366 | 26.372 | 28.858 | 44.024 | 34.112 | 270.0 | 8 | 2'07.761 | 26.513 | 29.111 | 39.024 | 33.113 | 272.0 | | | | | | |
| 13 | 2'07.149 | 26.526 | 29.168 | 38.639 | 32.816 | 270.0 | 9 | 2'09.018 | 26.717 | 29.675 | 39.409 | 33.217 | 270.0 | | | | | | |
| 16th 18 Manuel GONZALEZ Correos Prepagos Yam SPA | | | | | | | 10 | 2'08.414 | 26.685 | 29.114 | 39.463 | 33.152 | 270.6 | | | | | | |
| | | Runs=3 | Total laps=11 | Full laps=6 | Valid laps=6 | | 11 | 2'08.013 * | 26.695 | 29.173 | 38.993 | 33.152* | 268.6 | | | | | | |
| 1 | 2'38.867 | 26.062 | 29.831 | 39.308 | 35.004 | | 12 | 2'07.640 | 26.748 | 29.001 | 38.889 | 33.002 | 270.0 | | | | | | |
| 2 | 2'08.163 | 26.700 | 29.270 | 39.127 | 33.066 | 272.0 | 13 | 2'07.334 | 26.616 | 28.957 | 38.850 | 32.911 | 270.6 | | | | | | |
| 3 | 2'07.757 | 26.654 | 29.065 | 39.076 | 32.962 | 273.4 | Fastest Lap: Ai OGURA IDEMITSU Honda Te JPN 2'06.093 26.127 28.853 38.446 32.667 | | | | | | | | | | | | |
| 4 | 2'07.987 | 26.546 | 29.117 | 39.233 | 33.091 | 270.6 | These data/results cannot be reproduced, stored and/or transmitted in whole or in part by any manner of electronic, mechanical, photocopying, recording, broadcasting or otherwise now known or herein after developed without the previous express consent by the copyright owner, except for reproduction in daily press and regular printed publications on sale to the public within 60 days of the event related to those data/results and always provided that copyright symbol appears together as follows below. | | | | | | | | | | | | |
| 5 | 2'08.012 | 26.586 | 29.090 | 39.209 | 33.127 | 271.3 | © DORNA, 2023 | | | | | | | | | | | | |

Fastest Lap: Ai OGURA IDEMITSU Honda Te JPN **2'06.093** 26.127 28.853 38.446 32.667

These data/results cannot be reproduced, stored and/or transmitted in whole or in part by any manner of electronic, mechanical, photocopying, recording, broadcasting or otherwise now known or herein after developed without the previous express consent by the copyright owner, except for reproduction in daily press and regular printed publications on sale to the public within 60 days of the event related to those data/results and always provided that copyright symbol appears together as follows below.

© DORNA, 2023

Official MotoGP Timing by TISSOT
www.motogp.com

Sepang, Friday, November 10, 2023

Page 3 of 5



Practice Nr. 2

Moto2

| Lap | Lap Time | T1 | T2 | T3 | T4 | Speed | Lap | Lap Time | T1 | T2 | T3 | T4 | Speed | |
|-------------|-----------------|-----------------------|---------------|--------------|---------------|-----------------------|-----|-----------------|-----------------|--------|--------|---------|--------|-------|
| 20th | 17 | Alex ESCRIG | | | | Forward Team | SPA | 4 | 2'09.184 | 27.012 | 29.322 | 39.425 | 33.425 | 264.7 |
| | | Runs=2 | Total laps=14 | Full laps=10 | Valid laps=9 | | 5 | 2'11.202 | 26.999 | 29.276 | 41.291 | 33.636 | 265.3 | |
| 1 | 2'28.704 | 26.915 | 30.167 | 43.863 | 35.747 | | 6 | 2'12.996 | 26.945 | 29.531 | 42.722 | 33.798 | 266.0 | |
| 2 | 2'10.104 | 27.459 | 29.610 | 39.554 | 33.481 | 273.4 | 7 | 2'09.116 | 26.985 | 29.344 | 39.430 | 33.357 | 265.3 | |
| 3 | 2'10.448 | 27.696 | 29.782 | 39.562 | 33.408 | 272.7 | 8 | 2'08.849 | 26.958 | 29.297 | 39.192 | 33.402 | 266.6 | |
| 4 | 2'09.279 | 27.028 | 29.370 | 39.269 | 33.612 | 272.7 | 9 | 2'24.576 P | 28.972 | 29.959 | 40.520 | 45.125 | 266.6 | |
| 5 | 2'11.704 | 28.180 | 30.536 | 39.466 | 33.522 | 270.6 | 10 | 7'21.704 | 26.949 | 30.881 | 40.018 | 33.848 | | |
| 6 | 2'09.204 | 26.954 | 29.274 | 39.276 | 33.700 | 272.7 | 11 | 2'08.507 | 26.809 | 29.320 | 39.130 | 33.248 | 266.6 | |
| 7 | 2'09.604 | 27.168 | 29.357 | 39.630 | 33.449 | 271.3 | 12 | 2'08.005 | 26.763 | 29.030 | 39.174 | 33.038 | 266.6 | |
| 8 | 2'19.760 P | 26.920 | 29.198 | 39.760 | 43.882 | 272.0 | 13 | 2'07.702 | 26.558 | 29.075 | 38.983 | 33.086 | 267.3 | |
| 9 | 13'16.325 | 30.318 | 32.614 | 42.601 | 33.959 | | 14 | 2'16.865 * | 29.613 | 30.015 | 42.934 | 34.303* | 266.0 | |
| 10 | 2'08.120 | 26.902 | 29.169 | 38.922 | 33.127 | 270.6 | 15 | 2'13.213 | 26.834 | 30.817 | 39.734 | 35.828 | 267.9 | |
| 11 | 2'07.850 * | 26.758 | 29.183 | 38.727 | 33.182* | 271.3 | 16 | 2'08.593 | 27.124 | 29.125 | 39.100 | 33.244 | 267.9 | |
| 12 | 2'07.559 | 26.678 | 29.065 | 38.795 | 33.021 | 273.4 | | | | | | | | |
| 13 | 2'07.389 | 26.612 | 28.988 | 38.689 | 33.100 | 271.3 | | | | | | | | |
| 14 | 2'34.347 P | 31.378 | 31.351 | 44.448 | 47.170 | 269.3 | | | | | | | | |
| 21st | 15 | Darryn BINDER | | | | Liqui Moly Husqvarna | RSA | | | | | | | |
| | | Runs=2 | Total laps=14 | Full laps=11 | Valid laps=11 | | | | | | | | | |
| 1 | 2'12.082 | 25.333 | 29.753 | 40.023 | 33.872 | | | | | | | | | |
| 2 | 2'08.911 | 26.833 | 29.265 | 39.607 | 33.206 | 275.5 | | | | | | | | |
| 3 | 2'08.738 | 26.679 | 29.297 | 39.353 | 33.409 | 273.4 | | | | | | | | |
| 4 | 2'09.396 | 27.127 | 29.449 | 39.490 | 33.330 | 271.3 | | | | | | | | |
| 5 | 2'09.800 | 26.977 | 29.541 | 39.884 | 33.398 | 272.7 | | | | | | | | |
| 6 | 2'21.003 | 33.511 | 30.324 | 41.320 | 35.848 | 270.6 | | | | | | | | |
| 7 | 2'08.751 | 26.884 | 29.360 | 39.267 | 33.240 | 272.7 | | | | | | | | |
| 8 | 2'09.385 | 26.937 | 29.595 | 39.618 | 33.235 | 272.7 | | | | | | | | |
| 9 | 2'23.693 P | 29.005 | 29.985 | 40.633 | 44.070 | 272.7 | | | | | | | | |
| 10 | 12'06.755 | 25.908 | 29.879 | 39.659 | 33.988 | | | | | | | | | |
| 11 | 2'14.291 | 27.119 | 33.152 | 40.428 | 33.592 | 275.5 | | | | | | | | |
| 12 | 2'07.828 | 26.707 | 28.975 | 39.209 | 32.937 | 273.4 | | | | | | | | |
| 13 | 2'11.789 | 26.737 | 29.355 | 41.674 | 34.023 | 272.0 | | | | | | | | |
| 14 | 2'07.590 | 26.567 | 29.089 | 39.024 | 32.910 | 274.8 | | | | | | | | |
| 22nd | 64 | Bo BENDSNEYDER | | | | Pertamina Mandalika | NED | | | | | | | |
| | | Runs=3 | Total laps=14 | Full laps=9 | Valid laps=9 | | | | | | | | | |
| 1 | 2'49.643 | 25.871 | 30.401 | 40.328 | 33.365 | | | | | | | | | |
| 2 | 2'09.019 | 26.779 | 29.528 | 39.459 | 33.253 | 269.3 | | | | | | | | |
| 3 | 2'08.546 | 26.613 | 29.262 | 39.262 | 33.409 | 269.3 | | | | | | | | |
| 4 | 2'08.282 | 26.581 | 29.225 | 39.202 | 33.274 | 268.6 | | | | | | | | |
| 5 | 2'22.190 P | 26.651 | 30.411 | 40.624 | 44.504 | 267.3 | | | | | | | | |
| 6 | 10'47.396 | 26.160 | 30.002 | 40.024 | 33.388 | | | | | | | | | |
| 7 | 2'07.991 | 26.581 | 29.096 | 39.178 | 33.136 | 264.0 | | | | | | | | |
| 8 | 2'07.649 | 26.469 | 29.111 | 38.962 | 33.107 | 265.3 | | | | | | | | |
| 9 | 2'16.934 P | 26.494 | 29.173 | 39.079 | 42.188 | 265.3 | | | | | | | | |
| 10 | 3'01.508 | 33.800 | 37.939 | 41.161 | 35.859 | | | | | | | | | |
| 11 | 2'12.988 | 26.975 | 32.080 | 40.439 | 33.494 | 266.6 | | | | | | | | |
| 12 | 2'09.117 | 26.668 | 29.164 | 39.087 | 34.198 | 266.6 | | | | | | | | |
| 13 | 2'08.250 | 26.668 | 29.109 | 39.261 | 33.212 | 266.6 | | | | | | | | |
| 14 | 2'08.199 | 26.618 | 29.180 | 39.159 | 33.242 | 267.9 | | | | | | | | |
| 23rd | 33 | Rory SKINNER | | | | OnlyFans American R | GBR | | | | | | | |
| | | Runs=2 | Total laps=16 | Full laps=13 | Valid laps=12 | | | | | | | | | |
| 1 | 2'25.689 | 25.889 | 29.916 | 40.907 | 33.786 | | | | | | | | | |
| 2 | 2'10.019 | 27.225 | 29.350 | 39.783 | 33.661 | 263.4 | | | | | | | | |
| 3 | 2'09.880 | 27.232 | 29.333 | 39.752 | 33.563 | 264.7 | | | | | | | | |
| 24th | 3 | Lukas TULOVIC | | | | Liqui Moly Husqvarna | GER | | | | | | | |
| | | Runs=2 | Total laps=14 | Full laps=11 | Valid laps=10 | | | | | | | | | |
| 1 | 2'19.502 | 25.134 | 29.750 | 40.004 | 33.345 | | | | | | | | | |
| 2 | 2'09.227 | 27.055 | 29.376 | 39.411 | 33.385 | 270.0 | | | | | | | | |
| 3 | 2'08.832 | 26.883 | 29.369 | 39.313 | 33.267 | 270.0 | | | | | | | | |
| 4 | 2'08.989 | 26.825 | 29.689 | 39.450 | 33.025 | 270.0 | | | | | | | | |
| 5 | 2'08.224 | 26.813 | 29.245 | 39.149 | 33.017 | 271.3 | | | | | | | | |
| 6 | 2'10.791 | 26.766 | 29.701 | 40.871 | 33.453 | 271.3 | | | | | | | | |
| 7 | 2'08.385 | 26.796 | 29.222 | 39.242 | 33.125 | 270.0 | | | | | | | | |
| 8 | 2'11.865 * | 27.077 | 29.492 | 41.765 | 33.531* | 270.6 | | | | | | | | |
| 9 | 2'18.554 P | 26.976 | 29.509 | 39.624 | 42.445 | 271.3 | | | | | | | | |
| 10 | 12'07.434 | 25.850 | 29.350 | 39.521 | 33.372 | | | | | | | | | |
| 11 | 2'07.727 | 26.766 | 29.056 | 39.003 | 32.902 | 270.0 | | | | | | | | |
| 12 | 2'08.093 | 26.552 | 29.114 | 39.104 | 33.323 | 270.0 | | | | | | | | |
| 13 | 2'09.362 | 26.783 | 29.168 | 40.104 | 33.307 | 272.0 | | | | | | | | |
| 14 | 2'10.889 | 28.740 | 29.793 | 39.336 | 33.020 | 270.0 | | | | | | | | |
| 25th | 23 | Taiga HADA | | | | Pertamina Mandalika | JPN | | | | | | | |
| | | Runs=2 | Total laps=11 | Full laps=8 | Valid laps=7 | | | | | | | | | |
| 1 | 2'29.271 | 25.002 | 29.800 | 40.262 | 34.018 | | | | | | | | | |
| 2 | 2'09.833 | 27.326 | 29.650 | 39.518 | 33.339 | 272.7 | | | | | | | | |
| 3 | 2'08.878 | 27.005 | 29.282 | 39.430 | 33.161 | 272.0 | | | | | | | | |
| 4 | 2'08.377 | 26.793 | 29.174 | 39.372 | 33.038 | 265.3 | | | | | | | | |
| 5 | 2'08.858 | 26.681 | 29.423 | 39.532 | 33.222 | 270.0 | | | | | | | | |
| 6 | 2'22.223 P | 28.270 | 29.625 | 40.088 | 44.240 | 268.6 | | | | | | | | |
| 7 | 18'14.505 | 36.219 | 33.131 | 41.675 | 33.445 | | | | | | | | | |
| 8 | 2'07.814 | 26.706 | 29.155 | 39.146 | 32.807 | 269.3 | | | | | | | | |
| 9 | 2'15.226 * | 26.548 | 30.597 | 42.965 | 35.116* | 270.6 | | | | | | | | |
| 10 | 2'09.120 | 26.805 | 29.400 | 39.732 | 33.183 | 267.3 | | | | | | | | |
| 11 | 2'09.428 | 27.024 | 29.372 | 39.513 | 33.519 | 268.6 | | | | | | | | |
| 26th | 7 | Barry BALTUS | | | | Fieten Olie Racing GP | BEL | | | | | | | |
| | | Runs=2 | Total laps=14 | Full laps=11 | Valid laps=10 | | | | | | | | | |
| 1 | 2'38.152 | 25.406 | 29.710 | 39.611 | 33.744 | | | | | | | | | |
| 2 | 2'08.667 | 26.839 | 29.321 | 39.127 | 33.380 | 267.3 | | | | | | | | |
| 3 | 2'08.247 | 26.734 | 29.115 | 39.312 | 33.086 | 269.3 | | | | | | | | |
| 4 | 2'07.909 | 26.735 | 29.000 | 39.072 | 33.102 | 270.6 | | | | | | | | |
| 5 | 2'08.128 | 26.673 | 29.004 | 39.319 | 33.132 | 269.3 | | | | | | | | |
| 6 | 2'08.222 * | 26.764 | 29.073 | 39.096 | 33.289* | 270.6 | | | | | | | | |
| 7 | 2'10.692 | 26.821 | 29.372 | 41.289 | 33.210 | 266.0 | | | | | | | | |
| 8 | 2'08.499 | 26.648 | 29.348 | 39.334 | 33.169 | 267.9 | | | | | | | | |
| 9 | 2'21.671 P | 26.740 | 29.361 | 40.792 | 44.778 | 270.0 | | | | | | | | |

Fastest Lap: Ai OGURA

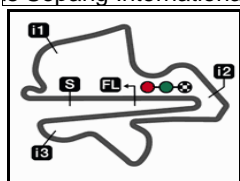
IDEMITSU Honda Te JPN 2'06.093 26.127 28.853 38.446 32.667

These data/results cannot be reproduced, stored and/or transmitted in whole or in part by any manner of electronic, mechanical, photocopying, recording, broadcasting or otherwise now known or herein after developed without the previous express consent by the copyright owner, except for reproduction in daily press and regular printed publications on sale to the public within 60 days of the event related to those data/results and always provided that copyright symbol appears together as follows below.

© DORNA, 2023

Official MotoGP Timing by TISSOT
www.motogp.com

Sepang



5543 m.

PETRONAS GRAND PRIX OF MALAYSIA

Practice Nr. 2

Best Partial Times

Moto2™

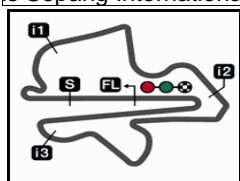
IT Ideal Lap Time, sum of the best partial times

BT Best Lap Time

| T1 | | T2 | | T3 | | T4 | | | | <i>IT</i> | <i>BT</i> | |
|------------|--------------|---------------|--------------|---------------|--------------|---------------|--------------|---------------|------------|--------------|-----------|---------------|
| <i>Pos</i> | <i>Rider</i> | <i>Time</i> | <i>Rider</i> | <i>Time</i> | <i>Rider</i> | <i>Time</i> | <i>Rider</i> | <i>Time</i> | <i>Pos</i> | <i>Rider</i> | | |
| 1 | A.OGURA | 26.127 | F.ALDEGUER | 28.583 | A.OGURA | 38.446 | P.ACOSTA | 32.583 | 1 | A.OGURA | 2'06.037 | 2'06.093 (1) |
| 2 | A.CANET | 26.193 | A.CANET | 28.607 | A.CANET | 38.464 | A.OGURA | 32.667 | 2 | F.ALDEGUER | 2'06.057 | 2'06.308 (5) |
| 3 | J.DIXON | 26.200 | J.ALCOBA | 28.740 | J.DIXON | 38.466 | J.DIXON | 32.676 | 3 | J.DIXON | 2'06.091 | 2'06.246 (3) |
| 4 | M.RAMIREZ | 26.246 | J.DIXON | 28.749 | S.GARCIA | 38.494 | F.ALDEGUER | 32.699 | 4 | A.CANET | 2'06.131 | 2'06.193 (2) |
| 5 | F.ALDEGUER | 26.249 | P.ACOSTA | 28.752 | F.ALDEGUER | 38.526 | M.RAMIREZ | 32.735 | 5 | P.ACOSTA | 2'06.191 | 2'06.289 (4) |
| 6 | P.ACOSTA | 26.270 | S.GARCIA | 28.773 | P.ACOSTA | 38.586 | I.GUEVARA | 32.796 | 6 | M.RAMIREZ | 2'06.404 | 2'06.599 (6) |
| 7 | J.ALCOBA | 26.276 | A.ARENAS | 28.775 | M.RAMIREZ | 38.587 | T.HADA | 32.807 | 7 | S.GARCIA | 2'06.447 | 2'06.697 (7) |
| 8 | C.VIETTI | 26.326 | A.LOPEZ | 28.785 | A.LOPEZ | 38.610 | D.FOGGIA | 32.812 | 8 | J.ALCOBA | 2'06.561 | 2'06.804 (9) |
| 9 | S.GARCIA | 26.340 | A.OGURA | 28.797 | F.SALAC | 38.639 | F.SALAC | 32.816 | 9 | A.LOPEZ | 2'06.566 | 2'06.822 (10) |
| 10 | J.ROBERTS | 26.344 | D.FOGGIA | 28.806 | A.ARENAS | 38.640 | J.ALCOBA | 32.820 | 10 | F.SALAC | 2'06.685 | 2'07.149 (15) |
| 11 | A.LOPEZ | 26.344 | M.RAMIREZ | 28.836 | I.GUEVARA | 38.650 | A.LOPEZ | 32.827 | 11 | A.ARENAS | 2'06.773 | 2'06.785 (8) |
| 12 | F.SALAC | 26.372 | T.ARBOLINO | 28.844 | M.GONZALEZ | 38.669 | S.GARCIA | 32.840 | 12 | C.VIETTI | 2'06.868 | 2'06.949 (12) |
| 13 | T.ARBOLINO | 26.418 | F.SALAC | 28.858 | A.ESCRIG | 38.689 | C.VIETTI | 32.849 | 13 | J.ROBERTS | 2'06.878 | 2'06.911 (11) |
| 14 | A.ARENAS | 26.445 | S.CHANTRA | 28.886 | J.ROBERTS | 38.691 | A.CANET | 32.867 | 14 | I.GUEVARA | 2'06.900 | 2'06.982 (13) |
| 15 | D.FOGGIA | 26.449 | J.ROBERTS | 28.920 | J.ALCOBA | 38.725 | T.ARBOLINO | 32.890 | 15 | D.FOGGIA | 2'06.912 | 2'07.194 (17) |
| 16 | S.LOWES | 26.455 | B.BALTUS | 28.940 | S.LOWES | 38.729 | S.LOWES | 32.896 | 16 | T.ARBOLINO | 2'06.960 | 2'07.296 (18) |
| 17 | M.GONZALEZ | 26.464 | S.LOWES | 28.940 | C.VIETTI | 38.740 | L.TULOVIC | 32.902 | 17 | S.LOWES | 2'07.020 | 2'07.066 (14) |
| 18 | B.BENDSNEYDE | 26.469 | C.VIETTI | 28.953 | T.ARBOLINO | 38.808 | D.BINDER | 32.910 | 18 | M.GONZALEZ | 2'07.060 | 2'07.163 (16) |
| 19 | I.GUEVARA | 26.499 | I.GUEVARA | 28.955 | D.FOGGIA | 38.845 | S.CHANTRA | 32.911 | 19 | S.CHANTRA | 2'07.160 | 2'07.334 (19) |
| 20 | S.CHANTRA | 26.513 | M.GONZALEZ | 28.965 | S.CHANTRA | 38.850 | A.ARENAS | 32.913 | 20 | A.ESCRIG | 2'07.310 | 2'07.389 (20) |
| 21 | T.HADA | 26.548 | D.BINDER | 28.975 | B.BENDSNEYDE | 38.962 | J.ROBERTS | 32.923 | 21 | D.BINDER | 2'07.476 | 2'07.590 (21) |
| 22 | L.TULOVIC | 26.552 | A.ESCRIG | 28.988 | R.SKINNER | 38.983 | M.GONZALEZ | 32.962 | 22 | L.TULOVIC | 2'07.513 | 2'07.727 (24) |
| 23 | B.BALTUS | 26.557 | S.KELLY | 29.020 | L.TULOVIC | 39.003 | A.ESCRIG | 33.021 | 23 | R.SKINNER | 2'07.609 | 2'07.702 (23) |
| 24 | R.SKINNER | 26.558 | R.SKINNER | 29.030 | D.BINDER | 39.024 | R.SKINNER | 33.038 | 24 | B.BENDSNEY | 2'07.634 | 2'07.649 (22) |

These data/results cannot be reproduced, stored and/or transmitted in whole or in part by any manner of electronic, mechanical, photocopying, recording, broadcasting or otherwise now known or herein after developed without the previous express consent by the copyright owner, except for reproduction in daily press and regular printed publications on sale to the public within 60 days of the event related to those data/results and always provided that copyright symbol appears together as follows below.
© DORNA, 2023





5543 m.

PETRONAS GRAND PRIX OF MALAYSIA

Practice Nr. 2

Best Partial Times

Moto2™

IT Ideal Lap Time, sum of the best partial times

BT Best Lap Time

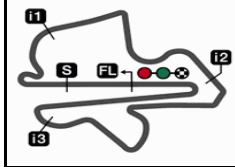
| T1 | | T2 | | T3 | | T4 | | | | <i>IT</i> | <i>BT</i> | |
|------------|---------------------|---------------|---------------------|---------------|---------------------|---------------|---------------------|---------------|------------|--------------------|-----------|---------------|
| <i>Pos</i> | <i>Rider</i> | <i>Time</i> | <i>Rider</i> | <i>Time</i> | <i>Rider</i> | <i>Time</i> | <i>Rider</i> | <i>Time</i> | <i>Pos</i> | <i>Rider</i> | | |
| 25 | D.BINDER | 26.567 | L.TULOVIC | 29.056 | S.KELLY | 39.046 | B.BALTUS | 33.086 | 25 | B.BALTUS | 2'07.655 | 2'07.909 (26) |
| 26 | Z.VD GOORBER | 26.577 | B.BENDSNEYDE | 29.096 | K.NOZANE | 39.054 | B.BENDSNEYDE | 33.107 | 26 | T.HADA | 2'07.656 | 2'07.814 (25) |
| 27 | A.ESCRIG | 26.612 | T.HADA | 29.155 | B.BALTUS | 39.072 | K.NOZANE | 33.167 | 27 | S.KELLY | 2'07.996 | 2'08.795 (29) |
| 28 | S.KELLY | 26.690 | K.NOZANE | 29.185 | Z.VD GOORBER | 39.096 | Z.VD GOORBER | 33.190 | 28 | Z.VD GOORBE | 2'08.141 | 2'08.483 (28) |
| 29 | M.CASADEI | 26.725 | M.CASADEI | 29.272 | T.HADA | 39.146 | S.KELLY | 33.240 | 29 | K.NOZANE | 2'08.184 | 2'08.258 (27) |
| 30 | K.NOZANE | 26.778 | Z.VD GOORBER | 29.278 | M.CASADEI | 39.378 | A.ANUAR | 33.421 | 30 | M.CASADEI | 2'08.883 | 2'09.080 (30) |
| 31 | A.ANUAR | 27.048 | A.ANUAR | 29.546 | A.ANUAR | 39.614 | M.CASADEI | 33.508 | 31 | A.ANUAR | 2'09.629 | 2'10.084 (31) |
| 32 | H.AZMAN | 27.211 | H.AZMAN | 29.758 | H.AZMAN | 39.992 | H.AZMAN | 33.798 | 32 | H.AZMAN | 2'10.759 | 2'10.807 (32) |

These data/results cannot be reproduced, stored and/or transmitted in whole or in part by any manner of electronic, mechanical, photocopying, recording, broadcasting or otherwise now known or herein after developed without the previous express consent by the copyright owner, except for reproduction in daily press and regular printed publications on sale to the public within 60 days of the event related to those data/results and always provided that copyright symbol appears together as follows below.

© DORNA, 2023

Official MotoGP Timing by **TISSOT**
www.motogp.com






5543 m.

PETRONAS GRAND PRIX OF MALAYSIA

Practice Nr. 2

Fastest Laps Sequence

| <i>Practice Time</i> |  <i>Rider</i> | <i>Nation</i> | <i>Motorcycle</i> | <i>Time</i> | <i>Km/h</i> | <i>Rider's Lap</i> |
|----------------------|--|---------------|-------------------|-----------------|-------------|--------------------|
| 4'18.251 | 21 Alonso LOPEZ | SPA | BOSCOCURO | 2'06.822 | 157.3 | 2 |
| 4'20.288 | 24 Marcos RAMIREZ | SPA | KALEX | 2'06.821 | 157.3 | 2 |
| 6'27.015 | 24 Marcos RAMIREZ | SPA | KALEX | 2'06.727 | 157.4 | 3 |
| 8'33.614 | 24 Marcos RAMIREZ | SPA | KALEX | 2'06.599 | 157.6 | 4 |
| 35'08.625 | 37 Pedro ACOSTA | SPA | KALEX | 2'06.323 | 157.9 | 12 |
| 35'11.230 | 96 Jake DIXON | GBR | KALEX | 2'06.246 | 158.0 | 8 |
| 37'18.210 | 40 Aron CANET | SPA | KALEX | 2'06.193 | 158.1 | 11 |
| 38'51.739 | 79 Ai OGURA | JPN | KALEX | 2'06.093 | 158.2 | 13 |

These data/results cannot be reproduced, stored and/or transmitted in whole or in part by any manner of electronic, mechanical, photocopying, recording, broadcasting or otherwise now known or herein after developed without the previous express consent by the copyright owner, except for reproduction in daily press and regular printed publications on sale to the public within 60 days of the event related to those data/results and always provided that copyright symbol appears together as follows below.

© DORNA, 2023

Official MotoGP Timing by TISSOT
www.motogp.com

Sepang, Friday, November 10, 2023

