


5543 m.

PETRONAS GRAND PRIX OF MALAYSIA

Practice Nr. 2

Classification

6

		Rider	Nation	Team	Motorcycle	Time	Lap Total	Gap	Top Speed
1	72	Taiyo FURUSATO	JPN	Honda Team Asia	HONDA	2'12.518	9 10		228.8
2	80	David ALONSO	COL	Gaviota GASGAS Aspar Team	GASGAS	2'12.555	13 13	0.037 0.037	227.3
3	18	Matteo BERTELLE	ITA	Rivacold Snipers Team	HONDA	2'12.570	11 13	0.052 0.015	226.8
4	96	Daniel HOLGADO	SPA	Red Bull KTM Tech3	KTM	2'12.574	10 12	0.056 0.004	228.8
5	31	Adrian FERNANDEZ	SPA	Leopard Racing	HONDA	2'12.647	11 13	0.129 0.073	230.7
6	71	Ayumu SASAKI	JPN	Liqui Moly Husqvarna Intact GP	HUSQVARNA	2'12.662	7 9	0.144 0.015	228.8
7	5	Jaume MASIA	SPA	Leopard Racing	HONDA	2'12.699	11 12	0.181 0.037	226.8
8	44	David MUÑOZ	SPA	BOE Motorsports	KTM	2'12.803	8 9	0.285 0.104	229.7
9	48	Ivan ORTOLÁ	SPA	Angeluss MTA Team	KTM	2'12.940	11 12	0.422 0.137	225.9
10	55	Romano FENATI	ITA	Rivacold Snipers Team	HONDA	2'12.946	12 13	0.428 0.006	224.0
11	53	Deniz ÖNCÜ	TUR	Red Bull KTM Ajo	KTM	2'12.992	11 12	0.474 0.046	225.0
12	66	Joel KELSO	AUS	CFMOTO Racing PruestelGP	CFMOTO	2'13.154	13 14	0.636 0.162	225.9
13	99	José Antonio RUEDA	SPA	Red Bull KTM Ajo	KTM	2'13.369	11 12	0.851 0.215	225.0
14	10	Diogo MOREIRA	BRA	MT Helmets - MSI	KTM	2'13.482	7 8	0.964 0.113	225.4
15	27	Kaito TOBA	JPN	SIC58 Squadra Corse	HONDA	2'13.490	10 12	0.972 0.008	228.3
16	82	Stefano NEPA	ITA	Angeluss MTA Team	KTM	2'13.499	12 13	0.981 0.009	231.2
17	6	Ryusei YAMANAKA	JPN	Gaviota GASGAS Aspar Team	GASGAS	2'13.536	10 11	1.018 0.037	227.8
18	21	Vicente PEREZ	SPA	BOE Motorsports	KTM	2'13.540	10 10	1.022 0.004	225.9
19	54	Riccardo ROSSI	ITA	SIC58 Squadra Corse	HONDA	2'13.612	10 11	1.094 0.072	225.9
20	7	Filippo FARIOLI	ITA	Red Bull KTM Tech3	KTM	2'13.773	11 13	1.255 0.161	222.2
21	95	Collin VEIJER	NED	Liqui Moly Husqvarna Intact GP	HUSQVARNA	2'13.788	5 11	1.270 0.015	226.4
22	70	Joshua WHATLEY	GBR	VisionTrack Racing Team	HONDA	2'13.990	10 11	1.472 0.202	223.6
23	20	Lorenzo FELLON	FRA	CIP Green Power	KTM	2'13.997	9 10	1.479 0.007	225.9
24	38	David SALVADOR	SPA	CIP Green Power	KTM	2'14.148	12 13	1.630 0.151	225.9
25	64	Mario AJI	INA	Honda Team Asia	HONDA	2'14.349	13 13	1.831 0.201	223.1
26	63	Syarifuddin AZMAN	MAL	MT Helmets - MSI	KTM	2'14.598	9 11	2.080 0.249	225.4
27	19	Scott OGDEN	GBR	VisionTrack Racing Team	HONDA	2'15.105	7 12	2.587 0.507	226.8
28	43	Xavier ARTIGAS	SPA	CFMOTO Racing PruestelGP	CFMOTO	2'15.365	9 12	2.847 0.260	222.2

Practice condition: **Dry**

Air: 31°

Humidity: 71%

Ground: 47°

Fastest Lap:	Lap: 9	Taiyo FURUSATO	2'12.518	150.5 Km/h
Best Race Lap:	2022	Ayumu SASAKI	2'12.671	150.4 Km/h
All Time Lap Record:	2022	Dennis FOGGIA	2'11.411	151.8 Km/h

The results are provisional until the end of the limit for protest and appeals.

Time limit for protest expires 60' after publication of the results - Time:

These data/results cannot be reproduced, stored and/or transmitted in whole or in part by any manner of electronic, mechanical, photocopying, recording, broadcasting or otherwise now known or herein after developed without the previous express consent by the copyright owner, except for reproduction in daily press and regular printed publications on sale to the public within 60 days of the event related to those data/results and always provided that copyright symbol appears together as follows below.

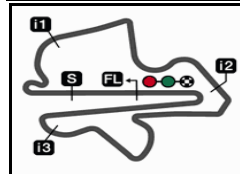
© DORNA, 2023

Official MotoGP Timing by TISSOT

www.motogp.com

Sepang, Friday, November 10, 2023






5543 m.

PETRONAS GRAND PRIX OF MALAYSIA

Practice Nr. 2

Combined Practice Times

7

		Rider	Nation	Team	MOTORCYCLE	P1	P2	Gap			
1	5	J.MASIA	SPA	Leopard Racing	HONDA	2'12.065	10	2'12.699	11		
2	53	D.ÖNCÜ	TUR	Red Bull KTM Ajo	KTM	2'12.500	11	2'12.992	11	0.435	0.435
3	72	T.FURUSATO	JPN	Honda Team Asia	HONDA	2'13.851	12	2'12.518	9	0.453	0.018
4	80	D.ALONSO	COL	Gaviota GASGAS Aspar Team	GASGAS	2'13.384	13	2'12.555	13	0.490	0.037
5	18	M.BERTELLE	ITA	Rivacold Snipers Team	HONDA	2'13.597	11	2'12.570	11	0.505	0.015
6	96	D.HOLGADO	SPA	Red Bull KTM Tech3	KTM	2'13.480	12	2'12.574	10	0.509	0.004
7	55	R.FENATI	ITA	Rivacold Snipers Team	HONDA	2'12.580	12	2'12.946	12	0.515	0.006
8	31	A.FERNANDEZ	SPA	Leopard Racing	HONDA	2'13.728	12	2'12.647	11	0.582	0.067
9	71	A.SASAKI	JPN	Liqui Moly Husqvarna Intact GP	HUSQVARNA	2'13.374	10	2'12.662	7	0.597	0.015
10	44	D.MUÑOZ	SPA	BOE Motorsports	KTM	2'12.958	10	2'12.803	8	0.738	0.141
11	48	I.ORTOLÁ	SPA	Angeluss MTA Team	KTM	2'13.568	11	2'12.940	11	0.875	0.137
12	10	D.MOREIRA	BRA	MT Helmets - MSI	KTM	2'12.955	11	2'13.482	7	0.890	0.015
13	99	J.RUEDA	SPA	Red Bull KTM Ajo	KTM	2'13.042	11	2'13.369	11	0.977	0.087
14	66	J.KELSO	AUS	CFMOTO Racing PruestelGP	CFMOTO	2'13.044	13	2'13.154	13	0.979	0.002
15	43	X.ARTIGAS	SPA	CFMOTO Racing PruestelGP	CFMOTO	2'13.420	12	2'15.365	9	1.355	0.376
16	27	K.TOBA	JPN	SIC58 Squadra Corse	HONDA	2'14.149	11	2'13.490	10	1.425	0.070
17	82	S.NEPA	ITA	Angeluss MTA Team	KTM	2'13.589	12	2'13.499	12	1.434	0.009
18	6	R.YAMANAKA	JPN	Gaviota GASGAS Aspar Team	GASGAS	2'14.109	10	2'13.536	10	1.471	0.037
19	21	V.PEREZ	SPA	BOE Motorsports	KTM	2'14.317	9	2'13.540	10	1.475	0.004
20	54	R.ROSSI	ITA	SIC58 Squadra Corse	HONDA	2'13.882	12	2'13.612	10	1.547	0.072
21	7	F.FARIOLI	ITA	Red Bull KTM Tech3	KTM	2'13.749	12	2'13.773	11	1.684	0.137
22	95	C.VEIJER	NED	Liqui Moly Husqvarna Intact GP	HUSQVARNA	2'14.327	12	2'13.788	5	1.723	0.039
23	70	J.WHATLEY	GBR	VisionTrack Racing Team	HONDA	2'13.961	11	2'13.990	10	1.896	0.173
24	20	L.FELLON	FRA	CIP Green Power	KTM	2'14.982	10	2'13.997	9	1.932	0.036
25	19	S.OGDEN	GBR	VisionTrack Racing Team	HONDA	2'14.135	12	2'15.105	7	2.070	0.138
26	38	D.SALVADOR	SPA	CIP Green Power	KTM	2'14.334	11	2'14.148	12	2.083	0.013
27	63	S.AZMAN	MAL	MT Helmets - MSI	KTM	2'14.258	10	2'14.598	9	2.193	0.110
28	64	M.AJI	INA	Honda Team Asia	HONDA	2'14.649	11	2'14.349	13	2.284	0.091

Pole Position Record:	2022	Dennis FOGGIA	2'11.411	151.8 Km/h
Best Race Lap:	2022	Ayumu SASAKI	2'12.671	150.4 Km/h
All Time Lap Record:	2022	Dennis FOGGIA	2'11.411	151.8 Km/h

The results are provisional until the end of the limit for protest and appeals.

Time limit for protest expires 60' after publication of the results - Time:

These data/results cannot be reproduced, stored and/or transmitted in whole or in part by any manner of electronic, mechanical, photocopying, recording, broadcasting or otherwise now known or herein after developed without the previous express consent by the copyright owner, except for reproduction in daily press and regular printed publications on sale to the public within 60 days of the event related to those data/results and always provided that copyright symbol appears together as follows below.

© DORNA, 2023

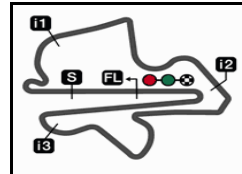
Official MotoGP Timing by TISSOT

www.motogp.com

Sepang, Friday, November 10, 2023








5543 m.

PETRONAS GRAND PRIX OF MALAYSIA

Practice Nr. 2

Top Speed & Average

8

	Rider	Nation	Motorcycle	Top 5 speeds					Average	Top
82	Stefano NEPA	ITA	KTM	231.2	226.8	226.4	225.9	225.0	227.1	231.2
31	Adrian FERNANDEZ	SPA	HONDA	230.7	228.8	224.0	224.0	224.0	226.3	230.7
44	David MUÑOZ	SPA	KTM	229.7	227.3	226.8	226.8	225.4	227.2	229.7
71	Ayumu SASAKI	JPN	HUSQVARNA	228.8	224.5	224.0	224.0	223.6	225.0	228.8
72	Taiyo FURUSATO	JPN	HONDA	228.8	226.4	225.9	223.1	222.6	225.4	228.8
96	Daniel HOLGADO	SPA	KTM	228.8	225.9	225.0	224.5	224.0	225.2	228.8
27	Kaito TOBA	JPN	HONDA	228.3	225.4	225.4	223.6	223.6	225.0	228.3
6	Ryusei YAMANAKA	JPN	GASGAS	227.8	224.0	223.6	223.1	222.6	224.0	227.8
80	David ALONSO	COL	GASGAS	227.3	226.8	222.6	222.6	221.7	224.2	227.3
5	Jaume MASIA	SPA	HONDA	226.8	225.4	225.0	225.0	225.0	225.4	226.8
18	Matteo BERTELLE	ITA	HONDA	226.8	225.9	225.4	225.0	224.0	225.4	226.8
19	Scott OGDEN	GBR	HONDA	226.8	226.8	223.6	223.1	223.1	224.7	226.8
95	Collin VEIJER	NED	HUSQVARNA	226.4	225.9	225.0	221.7	220.8	224.0	226.4
20	Lorenzo FELLON	FRA	KTM	225.9	225.4	224.0	222.6	222.6	224.1	225.9
21	Vicente PEREZ	SPA	KTM	225.9	225.9	223.6	221.7	220.4	223.5	225.9
38	David SALVADOR	SPA	KTM	225.9	225.4	225.0	223.6	221.7	223.9	225.9
48	Ivan ORTOLÁ	SPA	KTM	225.9	224.5	222.2	221.3	220.8	222.3	225.9
54	Riccardo ROSSI	ITA	HONDA	225.9	225.4	224.5	224.5	223.6	224.8	225.9
66	Joel KELSO	AUS	CFMOTO	225.9	223.6	221.7	221.7	220.8	222.4	225.9
10	Diogo MOREIRA	BRA	KTM	225.4	220.8	220.8	220.8	220.4	221.6	225.4
63	Syarifuddin AZMAN	MAL	KTM	225.4	225.0	225.0	224.0	222.2	224.3	225.4
53	Deniz ÖNCÜ	TUR	KTM	225.0	224.0	223.6	223.6	223.1	223.7	225.0
99	José Antonio RUEDA	SPA	KTM	225.0	224.0	224.0	223.6	223.1	223.7	225.0
55	Romano FENATI	ITA	HONDA	224.0	223.6	222.6	222.6	221.7	222.9	224.0
70	Joshua WHATLEY	GBR	HONDA	223.6	222.2	221.7	221.3	220.8	221.6	223.6
64	Mario AJI	INA	HONDA	223.1	220.8	220.4	219.9	216.8	220.2	223.1
7	Filippo FARIOLI	ITA	KTM	222.2	221.3	219.9	219.9	219.5	220.4	222.2
43	Xavier ARTIGAS	SPA	CFMOTO	222.2	222.2	222.2	221.7	221.7	222.0	222.2

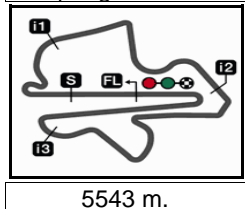
These data/results cannot be reproduced, stored and/or transmitted in whole or in part by any manner of electronic, mechanical, photocopying, recording, broadcasting or otherwise now known or herein after developed without the previous express consent of the copyright owner, except for reproduction in daily press and regular printed publications on sale to the public within 60 days of the event related to those data/results and always provided that copyright symbol appears together as follows below.

© DORNA, 2023

Official MotoGP Timing by TISSOT
www.motogp.com



Sepang, Friday, November 10, 2023



5543 m.

PETRONAS GRAND PRIX OF MALAYSIA
Practice Nr. 2
Chronological Analysis of Performances

9

* Lap / Sector time cancelled **T1** Time from finish line to 1st intermediate **T3** Time from 2nd intermed. to 3rd intermed.
P Crossing the finish line in pit lane **T2** Time from 1st intermed. to 2nd intermed. **T4** Time from 3rd intermediate to finish line

Lap	Lap Time	T1	T2	T3	T4	Speed	Lap	Lap Time	T1	T2	T3	T4	Speed
1st 72 Taiyo FURUSATO Honda Team Asia JPN Runs=2 Total laps=10 Full laps=7 Valid laps=7							4th 96 Daniel HOLGADO Red Bull KTM Tech3 SPA Runs=2 Total laps=12 Full laps=9 Valid laps=9						
1	3'01.905	25.630	30.588	40.945	36.109		1	2'59.989	25.438	31.488	42.593	36.213	
2	2'14.620	28.390	30.197	40.160	35.873	223.1	2	2'14.969	28.319	30.331	40.361	35.958	223.1
3	2'14.675	28.235	30.104	40.247	36.089	222.2	3	2'14.641	28.185	30.376	40.341	35.739	224.0
4	2'14.406	28.093	30.026	40.083	36.204	222.6	4	2'17.461	28.058	30.167	41.674	37.562	225.0
5	2'15.004	28.133	30.174	40.301	36.396	221.3	5	2'14.140	28.141	30.179	39.979	35.841	225.9
6	2'15.295	28.217	30.908	40.305	35.865	221.7	6	2'14.081	28.074	30.092	40.193	35.722	228.8
7	2'29.001 P	28.204	30.334	40.624	49.839	226.4	7	2'30.637 P	31.267	30.331	41.024	48.015	224.5
8	12'41.186	24.827	30.127	45.738	37.957		8	10'10.743	26.234	30.764	40.967	36.301	
9	2'12.518	27.583	29.879	39.535	35.521	228.8	9	2'12.717	27.972	29.770	39.659	35.316	223.6
10	2'21.400	28.079	29.821	41.995	41.505	219.9	10	2'12.574	27.845	29.765	39.534	35.430	222.6
	unfinished	27.847				225.9	11	2'21.568	27.908	35.648	41.323	36.689	224.0
							12	2'13.440	27.954	30.023	39.865	35.598	224.0
2nd 80 David ALONSO Gaviota GASGAS As COL Runs=2 Total laps=13 Full laps=10 Valid laps=10							5th 31 Adrian FERNANDEZ Leopard Racing SPA Runs=2 Total laps=13 Full laps=10 Valid laps=10						
1	2'22.718	25.482	31.250	40.846	36.383		1	4'57.802	26.957	30.784	40.734	36.113	
2	2'17.651	28.334	30.389	40.370	38.558	220.4	2	2'15.115	28.411	30.456	40.564	35.684	222.2
3	2'14.996	28.403	30.445	40.208	35.940	219.9	3	2'14.248	28.220	30.234	40.114	35.680	224.0
4	2'14.992	28.153	30.509	40.303	36.027	221.3	4	2'14.478	28.201	30.155	40.220	35.902	223.6
5	2'14.267	28.226	30.204	39.993	35.844	221.3	5	2'14.613	28.209	30.206	40.479	35.719	224.0
6	2'15.245	28.603	30.344	40.359	35.939	222.6	6	2'16.670	28.210	30.373	41.389	36.698	223.1
7	2'14.596	28.194	30.397	40.126	35.879	222.6	7	2'14.836	28.248	30.453	40.488	35.647	224.0
8	2'15.648	28.351	30.451	40.652	36.194	221.7	8	2'15.000	28.433	30.507	40.375	35.685	222.2
9	2'19.796	28.250	30.689	40.222	40.635	221.3	9	2'27.511 P	28.780	30.939	41.391	46.401	219.5
10	2'24.966 P	28.373	30.468	40.287	45.838	220.8	10	6'15.780	27.759	35.434	53.475	36.770	
11	8'49.731	24.740	35.448	39.767	38.538		11	2'12.647	27.844	29.760	39.767	35.276	228.8
12	2'14.246	27.960	29.914	39.509	36.863	227.3	12	2'20.618	30.869	34.283	39.797	35.669	222.6
13	2'12.555	27.858	29.859	39.452	35.386	226.8	13	2'13.673	28.143	30.083	39.715	35.732	230.7
3rd 18 Matteo BERTELLE Rivacold Snipers Tea ITA Runs=2 Total laps=13 Full laps=10 Valid laps=9							6th 71 Ayumu SASAKI Liqui Moly Husqvarna JPN Runs=2 Total laps=9 Full laps=5 Valid laps=5						
1	3'30.282	26.543	35.772	44.344	38.512		1	8'53.451	25.493	30.700	40.653	36.067	
2	2'17.674 *	28.576	30.330	42.540	36.228*	223.1	2	2'14.331	28.288	30.116	40.088	35.839	223.1
3	2'16.809	28.331	30.440	40.287	37.751	225.4	3	2'14.059	28.215	29.971	40.148	35.725	224.5
4	2'14.255	28.320	30.131	39.910	35.894	224.0	4	2'14.098	28.180	30.065	40.120	35.733	224.0
5	2'14.438	28.490	30.077	39.861	36.010	218.6	5	2'22.398 P	28.285	30.155	40.237	43.721	223.6
6	2'31.559	28.696	36.648	43.817	42.398	225.0	6	9'13.799	25.835	30.781	41.203	36.299	
7	2'15.892	28.253	30.700	40.735	36.204	223.1	7	2'12.662	27.851	29.740	39.621	35.450	224.0
8	2'16.272	29.656	30.287	40.478	35.851	221.7	8	2'20.598	27.960	29.888	39.745	43.005	223.1
9	2'28.604 P	28.204	32.732	40.543	47.125	220.4	9	2'34.925 P	27.819	29.857	49.877	47.372	228.8
10	7'20.637	28.460	38.588	53.245	38.130								
11	2'12.570	27.876	29.750	39.600	35.344	225.9							
12	2'21.361	33.325	31.908	39.997	36.131	221.7							
13	2'12.923	27.771	30.014	39.558	35.580	226.8							
7th 5 Jaume MASIA Leopard Racing SPA Runs=3 Total laps=12 Full laps=6 Valid laps=6													
1	4'02.730	26.255	31.147	41.389	36.046								

Fastest Lap:	Taiyo FURUSATO	Honda Team Asia	JPN	2'12.518	27.583	29.879	39.535	35.521
---------------------	----------------	-----------------	-----	-----------------	--------	--------	--------	--------

These data/results cannot be reproduced, stored and/or transmitted in whole or in part by any manner of electronic, mechanical, photocopying, recording, broadcasting or otherwise now known or herein after developed without the previous express consent by the copyright owner, except for reproduction in daily press and regular printed publications on sale to the public within 60 days of the event related to those data/results and always provided that copyright symbol appears together as follows below.
 © DORNA, 2023



Practice Nr. 2

Moto3

Lap	Lap Time	T1	T2	T3	T4	Speed	Lap	Lap Time	T1	T2	T3	T4	Speed	
2	2'13.936	27.949	30.197	39.956	35.834	224.0	11th 53 Deniz ÖNCÜ Red Bull KTM Ajo TUR Runs=2 Total laps=12 Full laps=9 Valid laps=8	1	4'07.186	25.525	30.226	40.185	36.058	
3	2'13.788	27.965	30.227	40.027	35.569	225.0		2	2'16.872	28.041	29.859	39.827	39.145	223.1
4	2'13.916	28.043	30.130	39.961	35.782	225.4		3	2'14.008	28.175	29.935	39.817	36.081	223.6
5	2'13.828	27.911	30.082	40.060	35.775	225.0		4	2'13.754	28.088	29.873	39.882	35.911	223.6
6	2'14.420	28.039	30.484	40.041	35.856	225.0		5	2'13.475	28.197	29.766	39.800	35.712	223.1
7	2'27.171 P	28.058	30.288	41.095	47.730	225.0		6	2'13.543	28.159	29.851	39.673	35.860	224.0
8	6'44.331	29.661	31.382	41.325	35.929			7	2'14.118	28.284	30.060	39.874	35.900	222.6
9	2'23.735 P	28.102	30.366	40.279	44.988	221.3		8	2'13.760	28.182	30.050	39.677	35.851	222.6
10	4'55.316	27.468	37.095	40.497	35.708			9	2'22.900 P	28.178	30.315	41.076	43.331	222.6
11	2'12.699	27.728	30.033	39.422	35.516	226.8		10	10'17.312	31.494	31.795	39.660	35.817	
12	2'36.668 P	27.871	29.810	52.827	46.160	222.6		11	2'12.992	27.983	29.771	39.631	35.607	225.0
								12	2'13.665 *	28.141	29.948*	39.844	35.732	221.3
8th 44 David MUÑOZ	BOE Motorsports SPA													
	Runs=3	Total laps=9	Full laps=4	Valid laps=3										
1	3'01.019	30.301	32.336	50.020	36.119									
2	3'06.385 P	28.166	30.164	40.303	1'27.752	226.8								
3	6'54.486	30.790	31.579	40.621	35.870									
4	2'18.835	28.603	30.540	43.672	36.020	227.3								
5	2'15.151	28.323	30.465	40.565	35.798	225.4								
6	2'32.722 P	30.663	32.079	42.549	47.431	210.1								
7	11'34.856	27.764	37.191	40.110	35.406									
8	2'12.803	27.920	29.801	39.573	35.509	226.8								
9	2'18.105 *	27.837	29.828	42.024	38.416*	229.7								
9th 48 Ivan ORTOLÁ	Angeluss MTA Team SPA													
	Runs=3	Total laps=12	Full laps=7	Valid laps=7										
1	2'28.589	26.407	30.875	40.509	36.377									
2	2'15.943	28.402	30.428	40.679	36.434	220.4								
3	2'15.761	28.459	30.292	40.348	36.662	220.8								
4	2'15.215	28.254	30.495	40.493	35.973	220.8								
5	2'15.167	28.342	30.442	40.321	36.062	221.3								
6	2'14.822	28.222	30.356	40.231	36.013	222.2								
7	2'25.075 P	28.671	30.588	40.833	44.983	220.8								
8	6'24.267	25.529	30.883	40.729	36.188									
9	2'22.444 P	28.304	30.351	40.505	43.284	219.0								
10	6'46.547	27.055	36.695	40.133	35.936									
11	2'12.940	27.971	29.803	39.433	35.733	225.9								
12	2'13.812	27.917	29.986	40.037	35.872	224.5								
10th 55 Romano FENATI	Rivacold Snipers Tea ITA													
	Runs=2	Total laps=13	Full laps=10	Valid laps=8										
1	3'33.120	28.573	30.974	45.270	38.328									
2	2'14.703 *	28.300	30.012	40.033	36.358*	220.8								
3	2'16.662	28.374	30.717	40.507	37.064	224.0								
4	2'14.568	28.212	29.991	40.151	36.214	221.3								
5	2'14.190	28.223	29.997	39.947	36.023	221.7								
6	2'33.822	31.644	32.998	45.387	43.793	216.8								
7	2'14.502	28.182	30.280	40.145	35.895	223.6								
8	2'14.040	28.144	29.993	40.021	35.882	222.6								
9	2'43.767 P	31.901	34.223	49.658	47.985	208.0								
10	7'09.254	36.483	34.663	50.931	37.171									
11	2'20.298	31.013	32.611	40.565	36.109	205.7								
12	2'12.946	27.977	29.697	39.674	35.598	220.8								
13	2'12.827 *	27.851	29.741	39.597	35.638*	222.6								
12th 66 Joel KELSO	CFMOTO Racing Pru AUS													
	Runs=2	Total laps=14	Full laps=11	Valid laps=10										
1	3'45.937	25.584	30.427	40.769	36.433									
2	2'15.301 *	28.443	30.227	40.422	36.209*	219.5								
3	2'14.709	28.319	30.192	40.243	35.955	220.4								
4	2'14.724	28.290	30.010	40.173	36.251	219.9								
5	2'18.674	30.352	30.950	40.971	36.401	219.9								
6	2'14.452	28.251	30.127	40.020	36.054	220.4								
7	2'19.908	32.169	30.678	40.767	36.294	220.8								
8	2'14.585	28.266	30.248	40.122	35.949	220.8								
9	2'26.131	28.267	35.253	46.087	36.524	221.7								
10	2'26.594 P	28.510	30.334	41.563	46.187	216.8								
11	4'59.768	25.995	31.662	44.000	39.820									
12	2'13.787	27.952	30.291	39.872	35.672	223.6								
13	2'13.154	28.161	29.888	39.593	35.512	225.9								
14	2'13.164	27.846	29.768	39.942	35.608	221.7								
13th 99 José Antonio RUED	Red Bull KTM Ajo SPA													
	Runs=2	Total laps=12	Full laps=9	Valid laps=8										
1	2'47.775	26.195	30.627	41.008	36.085									
2	2'14.973	28.312	30.341	40.409	35.911	223.1								
3	2'14.611	28.387	30.256	40.171	35.797	223.6								
4	2'17.386	28.367	30.134	40.093	38.792	224.0								
5	2'14.673	28.386	30.189	40.173	35.925	223.1								
6	2'14.789	28.229	30.174	40.187	36.199	225.0								
7	2'15.275	28.285	30.352	40.241	36.397	221.7								
8	2'15.295	28.322	30.437	40.516	36.020	224.0								
9	2'24.409 P	28.919	30.987	40.965	43.538	221.7								
10	11'14.700	32.219	30.308	40.185	36.185									
11	2'13.369	27.997	29.826	39.782	35.764	223.1								
12	2'13.722 *	28.157	29.985*	39.946	35.634	222.6								
14th 10 Diogo MOREIRA	MT Helmets - MSI BRA													
	Runs=2	Total laps=8	Full laps=5	Valid laps=4										
1	4'05.674	24.781	30.601	40.915	36.213									
2	2'15.326	28.532	30.610	40.436	35.748	219.0								
3	2'15.120	28.233	30.481	40.409	35.997	220.8								
4	2'15.897	28.338	30.398	40.403	36.758	220.8								
5	2'22.114 P	28.282	30.321	40.465	43.046	225.4								
6	19'01.965	25.653	30.118	39.799	35.532									
7	2'13.482	27.995	29.966	39.922	35.599	220.4								

Fastest Lap: Taiyo FURUSATO Honda Team Asia JPN **2'12.518** 27.583 29.879 39.535 35.521

These data/results cannot be reproduced, stored and/or transmitted in whole or in part by any manner of electronic, mechanical, photocopying, recording, broadcasting or otherwise now known or herein after developed without the previous express consent by the copyright owner, except for reproduction in daily press and regular printed publications on sale to the public within 60 days of the event related to those data/results and always provided that copyright symbol appears together as follows below.
© DORNA, 2023

Official MotoGP Timing by TISSOT
www.motogp.com

Sepang, Friday, November 10, 2023

Page 2 of 4



Practice Nr. 2

Moto3

Lap	Lap Time	T1	T2	T3	T4	Speed	Lap	Lap Time	T1	T2	T3	T4	Speed
8	2'14.384 *	28.027	30.071*	40.193	36.093	220.8	7	2'16.238	28.664	30.881	40.726	35.967	217.3
15th 27 Kaito TOBA SIC58 Squadra Corse JPN Runs=2 Total laps=12 Full laps=9 Valid laps=9							8	2'25.219 P	28.767	30.560	40.613	45.279	215.1
1	3'02.111	25.260	30.874	43.872	36.689		9	6'39.875	29.201	40.530	49.217	36.613	
2	2'15.349	28.363	30.164	40.613	36.209	225.4	10	2'13.540	28.102	29.945	39.916	35.577	225.9
3	2'14.827	28.355	30.099	40.323	36.050	223.6	19th 54 Riccardo ROSSI SIC58 Squadra Corse ITA Runs=3 Total laps=11 Full laps=6 Valid laps=5						
4	2'14.119	28.127	30.031	40.042	35.919	223.1	1	3'02.587	27.141	32.671	47.284	39.769	
5	2'14.473	28.219	29.998	40.264	35.992	222.6	2	2'15.469	28.385	30.299	40.554	36.231	224.5
6	2'14.800	28.323	30.242	40.298	35.937	225.4	3	2'14.529	28.364	30.053	40.229	35.883	223.6
7	2'29.426 P	28.384	30.267	40.605	50.170	223.6	4	2'18.962	29.015	30.690	41.577	37.680	225.4
8	10'12.074	26.478	30.370	41.047	36.404		5	2'32.366 P	28.455	30.297	40.368	53.246	225.9
9	2'32.092	28.257	29.955	54.782	39.098	222.6	6	5'49.004	25.866	30.868	40.730	36.278	
10	2'13.490	28.088	29.876	39.796	35.730	228.3	7	2'15.543	28.547	30.440	40.427	36.129	221.3
11	2'15.735	28.913	30.183	39.918	36.721	222.2	8	2'28.771 P	29.280	31.737	41.854	45.900	219.0
12	2'13.726	28.173	30.049	39.732	35.772	223.6	9	9'29.590	36.770	33.821	42.861	37.719	
16th 82 Stefano NEPA Angeluss MTA Team ITA Runs=2 Total laps=13 Full laps=10 Valid laps=10							10	2'13.612	28.532	29.818	39.759	35.503	219.9
1	3'03.932	26.678	30.805	40.932	36.428		11	2'16.652 *	28.031	30.115*	39.772	38.734	224.5
2	2'14.455	28.292	30.020	40.164	35.979	224.0	20th 7 Filippo FARIOLI Red Bull KTM Tech3 ITA Runs=2 Total laps=13 Full laps=10 Valid laps=10						
3	2'14.565	28.150	30.102	40.137	36.176	226.8	1	3'00.440	25.008	31.020	44.676	36.472	
4	2'15.319	28.428	30.172	40.718	36.001	231.2	2	2'18.785	28.403	30.517	41.818	38.047	221.3
5	2'14.681	28.245	30.104	40.117	36.215	224.5	3	2'15.228	28.437	30.252	40.456	36.083	219.9
6	2'14.796	28.165	30.156	40.414	36.061	224.5	4	2'15.323	28.245	30.138	40.628	36.312	219.0
7	2'19.569	28.281	30.282	42.768	38.238	223.1	5	2'15.153	28.290	30.288	40.260	36.315	219.5
8	2'15.102	28.412	30.362	40.305	36.023	221.3	6	2'15.278	28.293	30.345	40.361	36.279	219.0
9	2'24.026 P	28.377	30.603	41.306	43.740	221.7	7	2'14.803	28.231	30.287	40.188	36.097	219.5
10	8'12.348	27.088	35.391	54.325	37.187		8	2'23.142 P	28.463	30.488	40.627	43.564	217.3
11	2'22.235	31.243	33.828	40.077	37.087	225.9	9	7'57.211	26.919	30.633	40.604	36.069	
12	2'13.499	28.065	29.912	39.880	35.642	225.0	10	2'14.409	28.197	30.168	40.265	35.779	216.4
13	2'18.235	28.044	30.538	41.852	37.801	226.4	11	2'13.773	28.062	29.951	39.888	35.872	219.9
17th 6 Ryusei YAMANAKA Gaviota GASGAS As JPN Runs=2 Total laps=11 Full laps=8 Valid laps=8							12	2'20.129	28.634	32.251	41.984	37.260	218.1
1	2'46.368	25.169	30.967	41.263	36.214		13	2'13.918	28.072	29.973	39.975	35.898	222.2
2	2'16.786	28.709	30.997	41.095	35.985	217.3	21st 95 Collin VEIJER Liqui Moly Husqvarna NED Runs=3 Total laps=11 Full laps=6 Valid laps=4						
3	2'14.490	28.328	30.244	40.198	35.720	222.6	1	3'37.078	28.574	31.187	46.983	39.370	
4	2'17.597	28.403	30.087	40.049	39.058	224.0	2	2'14.601 *	28.342	30.156	40.058	36.045*	220.4
5	2'15.034	28.718	30.185	40.117	36.014	223.6	3	2'14.839	28.037	30.091	39.844	36.867	225.0
6	2'14.390	28.358	30.048	40.061	35.923	222.6	4	2'14.121	28.453	29.968	39.982	35.718	218.6
7	2'14.743	28.280	30.246	40.177	36.040	222.2	5	2'13.788	28.042	29.943	39.959	35.844	225.9
8	2'25.407 P	28.636	30.356	40.991	45.424	218.6	6	2'35.153 P	30.623	31.580	46.141	46.809	220.8
9	10'42.116	26.126	35.666	50.969	38.494		7	12'01.719	25.554	30.975	40.820	35.937	
10	2'13.536	28.254	29.977	39.760	35.545	221.7	8	2'21.714 P	28.171	30.197	40.157	43.189	219.9
11	2'18.981	28.232	29.817	39.835	41.097	223.1	9	2'40.401	24.710	30.216	40.229	35.958	
	unfinished	28.138				227.8	10	2'14.341	28.031	29.858	40.100	36.352	221.7
18th 21 Vicente PEREZ BOE Motorsports SPA Runs=3 Total laps=10 Full laps=5 Valid laps=5							11	2'13.424 *	28.030	30.150*	39.584	35.660	226.4
1	3'00.498	28.351	32.376	48.880	36.296		22nd 70 Joshua WHATLEY VisionTrack Racing T GBR Runs=2 Total laps=11 Full laps=8 Valid laps=7						
2	2'16.293	28.706	30.712	40.659	36.216	221.7	1	3'34.087	26.351	35.898	45.284	40.931	
3	2'16.045	28.528	30.474	40.775	36.268	220.4	2	2'15.013 *	28.476	30.103	40.290	36.144*	220.8
4	2'18.120	28.506	30.397	43.008	36.209	225.9	3	2'27.198	29.101	32.241	41.591	44.265	219.5
5	2'31.579 P	28.595	32.941	43.952	46.091	223.6	4	2'14.634	28.494	30.116	40.041	35.983	221.3
6	10'00.225	25.652	30.778	40.561	36.518		5	2'18.749	29.879	30.678	41.688	36.504	222.2

Fastest Lap: Taiyo FURUSATO Honda Team Asia JPN **2'12.518** 27.583 29.879 39.535 35.521

These data/results cannot be reproduced, stored and/or transmitted in whole or in part by any manner of electronic, mechanical, photocopying, recording, broadcasting or otherwise now known or herein after developed without the previous express consent by the copyright owner, except for reproduction in daily press and regular printed publications on sale to the public within 60 days of the event related to those data/results and always provided that copyright symbol appears together as follows below.
© DORNA, 2023

Practice Nr. 2

Moto3

Lap	Lap Time	T1	T2	T3	T4	Speed	Lap	Lap Time	T1	T2	T3	T4	Speed
6	2'23.885	28.519	32.965	46.211	36.190	220.8	3	2'17.553	28.715	30.880	41.358	36.600	220.8
7	2'42.190 P	37.840	33.332	43.551	47.467	218.6	4	2'16.630	28.520	30.754	40.924	36.432	221.7
8	11'33.805	27.274	35.689	54.651	42.337		5	2'16.255	28.625	30.795	40.842	35.993	220.4
9	2'15.681	28.280	31.503	40.195	35.703	223.6	6	2'25.804 P	28.362	30.636	41.391	45.415	225.0
10	2'13.990	28.195	29.986	39.871	35.938	220.8	7	12'49.528	26.717	30.430	41.060	36.413	
11	2'26.589	28.442	39.804	41.997	36.346	221.7	8	2'27.750	28.276	30.344	52.571	36.559	224.0

23rd 20 Lorenzo FELLON CIP Green Power FRA
Runs=2 Total laps=10 Full laps=7 Valid laps=6

1	3'30.572	27.691	34.245	47.284	39.864	
2	2'16.749 *	28.637	30.321	41.083	36.708*	222.2
3	2'15.824	28.820	30.583	40.406	36.015	220.4
4	2'16.730	30.488	30.048	40.215	35.979	219.5
5	2'14.789	28.383	30.177	40.308	35.921	222.6
6	2'37.521 P	28.468	31.469	46.971	50.613	225.9
7	14'23.569	25.888	31.823	41.440	36.012	
8	2'14.198	28.342	30.193	39.915	35.748	222.6
9	2'13.997	28.158	30.004	40.053	35.782	225.4
10	2'17.869	28.377	30.779	41.229	37.484	224.0

24th 38 David SALVADOR CIP Green Power SPA
Runs=2 Total laps=13 Full laps=10 Valid laps=9

1	3'33.740	28.395	38.633	44.793	41.096	
2	2'15.792 *	28.499	30.438	40.613	36.242*	223.6
3	2'17.136	28.561	30.754	40.510	37.311	225.0
4	2'17.494	28.631	30.434	40.485	37.944	221.3
5	2'16.592	28.632	30.758	40.977	36.225	221.3
6	2'20.912	28.730	30.895	41.060	40.227	221.7
7	2'16.307	28.598	30.866	40.688	36.155	220.4
8	2'16.405	28.575	30.748	40.746	36.336	221.3
9	2'25.857 P	28.774	31.205	41.059	44.819	218.1
10	7'35.052	27.034	31.967	41.128	36.004	
11	2'14.472	28.370	30.573	39.856	35.673	221.7
12	2'14.148	28.312	30.141	40.063	35.632	225.9
13	2'19.395	29.201	30.669	40.945	38.580	225.4

25th 64 Mario AJI Honda Team Asia INA
Runs=2 Total laps=13 Full laps=10 Valid laps=9

1	3'29.887	25.536	31.791	45.151	41.207	
2	2'17.131 *	28.958	30.580	40.889	36.704*	212.5
3	2'17.671	29.087	31.066	40.546	36.972	213.4
4	2'15.404	28.581	30.189	40.315	36.319	219.9
5	2'14.890	28.399	30.254	40.204	36.033	220.8
6	2'24.115	28.674	34.521	42.850	38.070	220.4
7	2'17.706	28.909	30.852	41.155	36.790	214.2
8	2'23.461	28.832	31.363	46.632	36.634	213.4
9	2'16.242	28.761	30.530	40.627	36.324	216.0
10	2'25.365 P	28.898	30.689	41.571	44.207	212.1
11	7'17.808	25.374	33.912	44.046	38.873	
12	2'18.962	28.567	30.923	40.521	38.951	216.8
13	2'14.349	28.302	29.951	39.846	36.250	223.1

26th 63 Syarifuddin AZMAN MT Helmets - MSI MAL
Runs=2 Total laps=11 Full laps=8 Valid laps=8

1	2'34.289	25.404	31.073	41.745	36.725	
2	2'17.306	28.618	30.885	41.332	36.471	219.0

27th 19 Scott OGDEN VisionTrack Racing T GBR
Runs=3 Total laps=12 Full laps=6 Valid laps=5

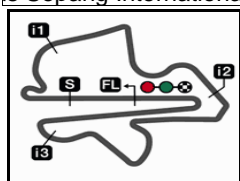
1	3'33.444	30.342	34.711	43.349	42.001	
2	2'18.618 *	28.607	30.265	40.522	39.224*	223.1
3	2'26.035 P	28.427	30.647	40.443	46.518	223.6
4	4'32.480	29.906	31.584	43.027	41.250	
5	2'15.858	28.662	30.461	40.459	36.276	221.7
6	2'15.623	28.514	30.641	40.464	36.004	220.4
7	2'15.105	28.296	30.337	40.426	36.046	223.1
8	2'31.739 P	28.613	35.665	41.642	45.819	218.6
9	7'20.010	24.892	30.296	45.952	39.942	
10	2'20.406	31.423	31.138	40.889	36.956	226.8
11	2'15.610	28.120	30.020	39.999	37.471	222.6
12	2'28.158 P	27.893	30.348	40.443	49.474	226.8

28th 43 Xavier ARTIGAS CFMOTO Racing Pru SPA
Runs=3 Total laps=12 Full laps=7 Valid laps=7

1	3'05.338	25.719	32.757	41.235	36.350	
2	2'27.038 P	28.555	30.789	44.038	43.656	221.7
3	2'54.759	25.049	31.179	40.898	36.703	
4	2'17.661	28.628	30.834	40.733	37.466	220.4
5	2'16.369	28.362	30.566	40.431	37.010	222.2
6	2'27.120 P	29.544	30.621	43.998	42.957	222.2
7	7'59.201	25.864	30.820	41.018	36.129	
8	2'15.622	28.423	30.474	40.568	36.157	219.5
9	2'15.365	28.497	30.352	40.415	36.101	221.7
10	2'15.534	28.329	30.358	40.702	36.145	221.3
11	2'15.456	28.434	30.503	40.296	36.223	221.7
12	2'16.393	28.452	30.483	40.773	36.685	219.9
unfinished		28.400	30.897			222.2

Fastest Lap: Taiyo FURUSATO Honda Team Asia JPN **2'12.518** 27.583 29.879 39.535 35.521

These data/results cannot be reproduced, stored and/or transmitted in whole or in part by any manner of electronic, mechanical, photocopying, recording, broadcasting or otherwise now known or herein after developed without the previous express consent by the copyright owner, except for reproduction in daily press and regular printed publications on sale to the public within 60 days of the event related to those data/results and always provided that copyright symbol appears together as follows below.
© DORNA, 2023



5543 m.

PETRONAS GRAND PRIX OF MALAYSIA

Practice Nr. 2

Best Partial Times

Moto3™

IT Ideal Lap Time, sum of the best partial times

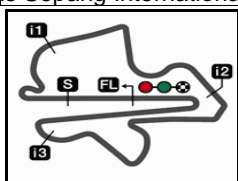
BT Best Lap Time

T1		T2		T3		T4						
Pos	Rider	Time	Rider	Time	Rider	Time	Rider	Time	Pos	Rider	IT	BT
1	T.FURUSATO	27.583	R.FENATI	29.697	J.MASIA	39.422	A.FERNANDEZ	35.276	1	M.BERTELLE	2'12.423	2'12.570 (3)
2	J.MASIA	27.728	A.SASAKI	29.740	I.ORTOLÁ	39.433	D.HOLGADO	35.316	2	T.FURUSATO	2'12.460	2'12.518 (1)
3	M.BERTELLE	27.771	M.BERTELLE	29.750	D.ALONSO	39.452	M.BERTELLE	35.344	2	D.HOLGADO	2'12.460	2'12.574 (4)
4	A.SASAKI	27.819	A.FERNANDEZ	29.760	D.HOLGADO	39.534	D.ALONSO	35.386	4	J.MASIA	2'12.476	2'12.699 (7)
5	D.MUÑOZ	27.837	D.HOLGADO	29.765	T.FURUSATO	39.535	D.MUÑOZ	35.406	5	D.ALONSO	2'12.555	2'12.555 (2)
6	A.FERNANDEZ	27.844	D.ÖNCÜ	29.766	M.BERTELLE	39.558	A.SASAKI	35.450	6	A.FERNANDEZ	2'12.595	2'12.647 (5)
7	D.HOLGADO	27.845	J.KELSO	29.768	D.MUÑOZ	39.573	R.ROSSI	35.503	7	D.MUÑOZ	2'12.617	2'12.803 (8)
8	J.KELSO	27.846	D.MUÑOZ	29.801	C.VEIJER	39.584	J.KELSO	35.512	8	A.SASAKI	2'12.630	2'12.662 (6)
9	R.FENATI	27.851	I.ORTOLÁ	29.803	J.KELSO	39.593	J.MASIA	35.516	9	J.KELSO	2'12.719	2'13.154 (12)
10	D.ALONSO	27.858	J.MASIA	29.810	R.FENATI	39.597	T.FURUSATO	35.521	10	R.FENATI	2'12.743	2'12.946 (10)
11	S.OGDEN	27.893	R.YAMANAKA	29.817	A.SASAKI	39.621	D.MOREIRA	35.532	11	I.ORTOLÁ	2'12.886	2'12.940 (9)
12	I.ORTOLÁ	27.917	R.ROSSI	29.818	D.ÖNCÜ	39.631	R.YAMANAKA	35.545	12	D.ÖNCÜ	2'12.987	2'12.992 (11)
13	D.ÖNCÜ	27.983	T.FURUSATO	29.821	A.FERNANDEZ	39.715	V.PEREZ	35.577	13	R.ROSSI	2'13.111	2'13.612 (19)
14	D.MOREIRA	27.995	J.RUEDA	29.826	K.TOBA	39.732	R.FENATI	35.598	14	C.VEIJER	2'13.132	2'13.788 (21)
15	J.RUEDA	27.997	C.VEIJER	29.858	R.ROSSI	39.759	D.ÖNCÜ	35.607	15	J.RUEDA	2'13.239	2'13.369 (13)
16	C.VEIJER	28.030	D.ALONSO	29.859	R.YAMANAKA	39.760	D.SALVADOR	35.632	16	R.YAMANAKA	2'13.260	2'13.536 (17)
17	R.ROSSI	28.031	K.TOBA	29.876	J.RUEDA	39.782	J.RUEDA	35.634	17	D.MOREIRA	2'13.292	2'13.482 (14)
18	S.AZMAN	28.037	S.NEPA	29.912	D.MOREIRA	39.799	S.NEPA	35.642	18	K.TOBA	2'13.426	2'13.490 (15)
19	S.NEPA	28.044	V.PEREZ	29.945	M.AJI	39.846	C.VEIJER	35.660	19	S.NEPA	2'13.478	2'13.499 (16)
20	F.FARIOLI	28.062	F.FARIOLI	29.951	D.SALVADOR	39.856	J.WHATLEY	35.703	20	V.PEREZ	2'13.540	2'13.540 (18)
21	K.TOBA	28.088	M.AJI	29.951	J.WHATLEY	39.871	K.TOBA	35.730	21	F.FARIOLI	2'13.680	2'13.773 (20)
22	V.PEREZ	28.102	D.MOREIRA	29.966	S.NEPA	39.880	I.ORTOLÁ	35.733	22	J.WHATLEY	2'13.755	2'13.990 (22)
23	R.YAMANAKA	28.138	J.WHATLEY	29.986	F.FARIOLI	39.888	L.FELLON	35.748	23	L.FELLON	2'13.825	2'13.997 (23)
24	L.FELLON	28.158	L.FELLON	30.004	L.FELLON	39.915	F.FARIOLI	35.779	24	S.OGDEN	2'13.916	2'15.105 (27)

These data/results cannot be reproduced, stored and/or transmitted in whole or in part by any manner of electronic, mechanical, photocopying, recording, broadcasting or otherwise now known or herein after developed without the previous express consent by the copyright owner, except for reproduction in daily press and regular printed publications on sale to the public within 60 days of the event related to those data/results and always provided that copyright symbol appears together as follows below.
© DORNA, 2023

Official MotoGP Timing by **TISSOT**
www.motogp.com





5543 m.

PETRONAS GRAND PRIX OF MALAYSIA

Practice Nr. 2

Best Partial Times

IT Ideal Lap Time, sum of the best partial times

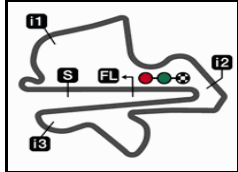
BT Best Lap Time

T1		T2		T3		T4				<i>IT</i>	<i>BT</i>	
<i>Pos</i>	<i>Rider</i>	<i>Time</i>	<i>Rider</i>	<i>Time</i>	<i>Rider</i>	<i>Time</i>	<i>Rider</i>	<i>Time</i>	<i>Pos</i>	<i>Rider</i>		
25	J.WHATLEY	28.195	S.OGDEN	30.020	V.PEREZ	39.916	S.AZMAN	35.819	25	D.SALVADOR	2'13.941	2'14.148 (24)
26	M.AJI	28.302	D.SALVADOR	30.141	S.OGDEN	39.999	S.OGDEN	36.004	26	M.AJI	2'14.132	2'14.349 (25)
27	D.SALVADOR	28.312	S.AZMAN	30.337	S.AZMAN	40.228	M.AJI	36.033	27	S.AZMAN	2'14.421	2'14.598 (26)
28	X.ARTIGAS	28.329	X.ARTIGAS	30.352	X.ARTIGAS	40.296	X.ARTIGAS	36.101	28	X.ARTIGAS	2'15.078	2'15.365 (28)

These data/results cannot be reproduced, stored and/or transmitted in whole or in part by any manner of electronic, mechanical, photocopying, recording, broadcasting or otherwise now known or herein after developed without the previous express consent by the copyright owner, except for reproduction in daily press and regular printed publications on sale to the public within 60 days of the event related to those data/results and always provided that copyright symbol appears together as follows below.
© DORNA, 2023

Official MotoGP Timing by **TISSOT**
www.motogp.com






5543 m.

PETRONAS GRAND PRIX OF MALAYSIA

Practice Nr. 2

Fastest Laps Sequence

<i>Practice Time</i>	 <i>Rider</i>	<i>Nation</i>	<i>Motorcycle</i>	<i>Time</i>	<i>Km/h</i>	<i>Rider's Lap</i>
4'40.369	80 David ALONSO	COL	GASGAS	2'17.651	144.9	2
4'44.532	48 Ivan ORTOLÁ	SPA	KTM	2'15.943	146.7	2
5'02.748	99 José Antonio RUEDA	SPA	KTM	2'14.973	147.8	2
5'14.958	96 Daniel HOLGADO	SPA	KTM	2'14.969	147.8	2
5'16.525	72 Taiyo FURUSATO	JPN	HONDA	2'14.620	148.2	2
5'18.387	82 Stefano NEPA	ITA	KTM	2'14.455	148.4	2
6'16.666	5 Jaume MASIA	SPA	HONDA	2'13.936	148.9	2
8'30.454	5 Jaume MASIA	SPA	HONDA	2'13.788	149.1	3
10'51.820	53 Deniz ÖNCÜ	TUR	KTM	2'13.754	149.1	4
13'05.295	53 Deniz ÖNCÜ	TUR	KTM	2'13.475	149.5	5
29'09.378	96 Daniel HOLGADO	SPA	KTM	2'12.717	150.3	9
29'24.798	71 Ayumu SASAKI	JPN	HUSQVARNA	2'12.662	150.4	7
31'21.952	96 Daniel HOLGADO	SPA	KTM	2'12.574	150.5	10
31'38.610	72 Taiyo FURUSATO	JPN	HONDA	2'12.518	150.5	9

These data/results cannot be reproduced, stored and/or transmitted in whole or in part by any manner of electronic, mechanical, photocopying, recording, broadcasting or otherwise now known or herein after developed without the previous express consent by the copyright owner, except for reproduction in daily press and regular printed publications on sale to the public within 60 days of the event related to those data/results and always provided that copyright symbol appears together as follows below.

© DORNA, 2023

Official MotoGP Timing by TISSOT
www.motogp.com

Sepang, Friday, November 10, 2023

