


5543 m.

## PETRONAS GRAND PRIX OF MALAYSIA

## Qualifying Nr. 1

## Classification



	Rider	Nation	Team	Motorcycle	Time	Lap Total	Gap	Top Speed
1	95 Collin VEIJER	NED	Liqui Moly Husqvarna Intact GP	HUSQVARNA	<b>2'12.350</b>	5 7		<b>222.6</b>
2	99 José Antonio RUEDA	SPA	Red Bull KTM Ajo	KTM	<b>2'12.671</b>	2 7	0.321 0.321	<b>224.0</b>
3	43 Xavier ARTIGAS	SPA	CFMOTO Racing PruestelGP	CFMOTO	<b>2'12.698</b>	3 7	0.348 0.027	<b>225.4</b>
4	21 Vicente PEREZ	SPA	BOE Motorsports	KTM	<b>2'12.746</b>	3 5	0.396 0.048	<b>225.0</b>
5	64 Mario AJI	INA	Honda Team Asia	HONDA	<b>2'12.792</b>	2 6	0.442 0.046	<b>221.3</b>
6	72 Taiyo FURUSATO	JPN	Honda Team Asia	HONDA	<b>2'12.802</b>	2 6	0.452 0.010	<b>222.6</b>
7	80 David ALONSO	COL	Gaviota GASGAS Aspar Team	GASGAS	<b>2'12.915</b>	2 5	0.565 0.113	<b>226.4</b>
8	19 Scott OGDEN	GBR	VisionTrack Racing Team	HONDA	<b>2'12.916</b>	2 7	0.566 0.001	<b>226.8</b>
9	38 David SALVADOR	SPA	CIP Green Power	KTM	<b>2'13.113</b>	3 7	0.763 0.197	<b>229.2</b>
10	20 Lorenzo FELLON	FRA	CIP Green Power	KTM	<b>2'13.122</b>	3 6	0.772 0.009	<b>229.7</b>
11	27 Kaito TOBA	JPN	SIC58 Squadra Corse	HONDA	<b>2'13.161</b>	3 6	0.811 0.039	<b>224.5</b>
12	82 Stefano NEPA	ITA	Angeluss MTA Team	KTM	<b>2'13.204</b>	5 6	0.854 0.043	<b>226.8</b>
13	70 Joshua WHATLEY	GBR	VisionTrack Racing Team	HONDA	<b>2'13.209</b>	3 6	0.859 0.005	<b>229.2</b>
14	63 Syarifuddin AZMAN	MAL	MT Helmets - MSI	KTM	<b>2'13.499</b>	2 6	1.149 0.290	<b>225.0</b>

Practice condition: **Dry**

Air: 31°

Humidity: 90%

Ground: 54°

<b>Fastest Lap:</b>	Lap: 5	<b>Collin VEIJER</b>	<b>2'12.350</b>	150.7 Km/h
<b>Best Race Lap:</b>	2022	<b>Ayumu SASAKI</b>	<b>2'12.671</b>	150.4 Km/h
<b>All Time Lap Record:</b>	2023	<b>Daniel HOLGADO</b>	<b>2'11.139</b>	152.1 Km/h

The results are provisional until the end of the limit for protest and appeals.

Time limit for protest expires 60' after publication of the results - ..... Time: .....

These data/results cannot be reproduced, stored and/or transmitted in whole or in part by any manner of electronic, mechanical, photocopying, recording, broadcasting or otherwise now known or herein after developed without the previous express consent by the copyright owner, except for reproduction in daily press and regular printed publications on sale to the public within 60 days of the event related to those data/results and always provided that copyright symbol appears together as follows below.

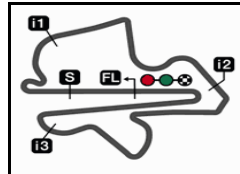
© DORNA, 2023

Official MotoGP Timing by TISSOT

www.motogp.com

Sepang, Saturday, November 11, 2023





5543 m.

**PETRONAS GRAND PRIX OF MALAYSIA****Qualifying Nr. 1****Top Speed & Average****21A**

Rider	Nation	Motorcycle	Top 5 speeds					Average	Top
20 <b>Lorenzo FELLON</b>	<b>FRA</b>	KTM	229.7	228.8	227.3	220.4		226.6	<b>229.7</b>
38 <b>David SALVADOR</b>	<b>SPA</b>	KTM	229.2	225.9	222.2	222.2	221.3	224.2	<b>229.2</b>
70 <b>Joshua WHATLEY</b>	<b>GBR</b>	HONDA	229.2	224.0	222.2	218.1		223.4	<b>229.2</b>
19 <b>Scott OGDEN</b>	<b>GBR</b>	HONDA	226.8	225.9	224.5	224.5	223.1	225.0	<b>226.8</b>
82 <b>Stefano NEPA</b>	<b>ITA</b>	KTM	226.8	223.1	220.8	219.5		222.6	<b>226.8</b>
80 <b>David ALONSO</b>	<b>COL</b>	GASGAS	226.4	223.6	220.4			223.5	<b>226.4</b>
43 <b>Xavier ARTIGAS</b>	<b>SPA</b>	CFMOTO	225.4	224.0	222.6	221.3	221.3	222.9	<b>225.4</b>
21 <b>Vicente PEREZ</b>	<b>SPA</b>	KTM	225.0	224.0	222.6			223.9	<b>225.0</b>
63 <b>Syarifuddin AZMAN</b>	<b>MAL</b>	KTM	225.0	224.5	223.6	222.6		223.9	<b>225.0</b>
27 <b>Kaito TOBA</b>	<b>JPN</b>	HONDA	224.5	224.0	222.6	222.6		223.4	<b>224.5</b>
99 <b>José Antonio RUEDA</b>	<b>SPA</b>	KTM	224.0	223.6	223.1	223.1	223.1	223.4	<b>224.0</b>
72 <b>Taiyo FURUSATO</b>	<b>JPN</b>	HONDA	222.6	222.6	220.4	219.9		221.4	<b>222.6</b>
95 <b>Collin VEIJER</b>	<b>NED</b>	HUSQVARNA	222.6	221.7	221.7	221.3	219.9	221.4	<b>222.6</b>
64 <b>Mario AJI</b>	<b>INA</b>	HONDA	221.3	220.8	218.6	216.4		219.3	<b>221.3</b>

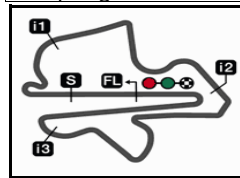
These data/results cannot be reproduced, stored and/or transmitted in whole or in part by any manner of electronic, mechanical, photocopying, recording, broadcasting or otherwise now known or herein after developed without the previous express consent by the copyright owner, except for reproduction in daily press and regular printed publications on sale to the public within 60 days of the event related to those data/results and always provided that copyright symbol appears together as follows below.

© DORNA, 2023

Official MotoGP Timing by TISSOT  
www.motogp.com



**Sepang, Saturday, November 11, 2023**



5543 m.

## PETRONAS GRAND PRIX OF MALAYSIA

## Qualifying Nr. 1

## Chronological Analysis of Performances

22A

\* Lap / Sector time cancelled

T1 Time from finish line to 1st intermediate

T3 Time from 2nd intermed. to 3rd intermed.

P Crossing the finish line in pit lane

T2 Time from 1st intermed. to 2nd intermed.

T4 Time from 3rd intermediate to finish line

Lap	Lap Time	T1	T2	T3	T4	Speed	Lap	Lap Time	T1	T2	T3	T4	Speed		
<b>1st</b>	<b>95</b>	<b>Collin VEIJER</b> Liqui Moly Husqvarna NED						<b>6th</b>	<b>72</b>	<b>Taiyo FURUSATO</b> Honda Team Asia JPN					
		Runs=1	Total laps=7	Full laps=5	Valid laps=5				Runs=2	Total laps=6	Full laps=3	Valid laps=2			
1	3'18.340	25.169	30.843	40.628	36.048		1	2'54.659	24.633	30.069	40.293	36.409			
2	<b>2'17.605</b>	29.166	32.008	40.836	35.595	221.7	2	<b>2'12.802</b>	28.081	29.810	<b>39.477</b>	<b>35.434</b>	<b>222.6</b>		
3	<b>2'12.424</b>	27.899	<b>29.645</b>	39.453	35.427	221.3	3	<b>2'21.164</b> P	<b>27.954</b>	<b>29.725</b>	<b>39.747</b>	<b>43.738</b>	<b>222.6</b>		
4	<b>2'12.398</b>	28.074	29.648	<b>39.325</b>	<b>35.351</b>	219.9	4	5'04.155	26.051	30.178	42.245	36.019			
5	<b>2'12.350</b>	<b>27.854</b>	29.735	39.369	35.392	221.7	5	<b>2'12.876</b>	27.978	29.776	39.637	35.485	220.4		
6	<b>2'12.609</b>	27.916	29.725	39.399	35.569	<b>222.6</b>	6	2'13.074 *	27.84*	29.952	39.718	35.559	219.9		
7	2'46.583 P	32.871*	33.742	46.338	53.624	217.7									
<b>2nd</b>	<b>99</b>	<b>José Antonio RUED</b> Red Bull KTM Ajo SPA						<b>7th</b>	<b>80</b>	<b>David ALONSO</b> Gaviota GASGAS As COL					
		Runs=1	Total laps=7	Full laps=6	Valid laps=6				Runs=2	Total laps=5	Full laps=2	Valid laps=2			
1	2'52.613	24.986	30.735	40.156	37.544		1	2'26.697	24.592	30.924					
2	<b>2'12.671</b>	27.941	29.772	<b>39.585</b>	<b>35.373</b>	223.1	2	<b>2'12.915</b>	27.985	29.986	39.731	<b>35.213</b>	223.6		
3	<b>2'13.965</b>	28.105	<b>29.693</b>	39.672	36.495	<b>224.0</b>	3	<b>2'12.935</b>	<b>27.909</b>	<b>29.882</b>	39.656	35.488	<b>226.4</b>		
4	<b>2'12.837</b>	<b>27.899</b>	29.760	39.702	35.476	223.1	4	2'21.450 P	28.341	30.171	40.347	42.591	220.4		
5	<b>2'14.782</b>	28.128	29.903	40.003	36.748	223.1	5	4'53.340	26.185	29.903	<b>39.579</b>	35.305			
6	<b>2'13.487</b>	27.971	29.867	39.956	35.693	222.6									
7	<b>2'13.530</b>	28.153	29.947	39.840	35.590	223.6									
<b>3rd</b>	<b>43</b>	<b>Xavier ARTIGAS</b> CFMOTO Racing Pru SPA						<b>8th</b>	<b>19</b>	<b>Scott OGDEN</b> VisionTrack Racing T GBR					
		Runs=1	Total laps=7	Full laps=6	Valid laps=6				Runs=1	Total laps=7	Full laps=6	Valid laps=6			
1	2'51.742	24.763	30.835	40.304	35.768		1	2'53.062	24.996	30.864	40.229	37.639			
2	<b>2'14.045</b>	28.100	30.107	39.802	36.036	219.9	2	<b>2'12.916</b>	<b>27.914</b>	<b>29.762</b>	39.626	35.614	<b>226.8</b>		
3	<b>2'12.698</b>	<b>27.949</b>	<b>29.756</b>	<b>39.587</b>	<b>35.406</b>	224.0	3	<b>2'13.364</b>	28.044	29.765	<b>39.538</b>	36.017	225.9		
4	<b>2'14.044</b>	28.423	30.373	39.700	35.548	221.3	4	<b>2'14.312</b>	28.591	30.102	39.849	35.770	224.5		
5	<b>2'13.903</b>	28.146	29.794	39.846	36.117	221.3	5	<b>2'13.838</b>	28.278	29.916	39.683	35.961	223.1		
6	<b>2'14.066</b>	28.077	30.050	40.015	35.924	222.6	6	<b>2'13.413</b>	28.096	29.950	39.772	<b>35.595</b>	222.2		
7	<b>2'13.837</b>	28.273	29.883	39.892	35.789	<b>225.4</b>	7	<b>2'13.751</b>	28.163	30.132	39.542	35.914	224.5		
<b>4th</b>	<b>21</b>	<b>Vicente PEREZ</b> BOE Motorsports SPA						<b>9th</b>	<b>38</b>	<b>David SALVADOR</b> CIP Green Power SPA					
		Runs=2	Total laps=5	Full laps=2	Valid laps=2				Runs=2	Total laps=7	Full laps=4	Valid laps=3			
1	3'18.605	25.088	30.802	40.636	36.192		1	2'52.843	25.844	31.128	40.342	37.194			
2	<b>2'19.040</b>	28.174	30.052	39.629	41.185	<b>225.0</b>	2	<b>2'13.267</b>	<b>27.985</b>	29.919	39.844	<b>35.519</b>	225.9		
3	<b>2'12.746</b>	28.094	<b>29.623</b>	<b>39.546</b>	<b>35.483</b>	222.6	3	<b>2'13.113</b>	28.136	<b>29.768</b>	<b>39.608</b>	35.601	<b>229.2</b>		
4	2'34.732 P	<b>28.045</b>	29.848	47.694	49.145	224.0	4	<b>2'14.159</b>	28.457	29.885	40.023	35.794	221.3		
5	4'38.743	24.774	30.251	40.285	35.672		5	2'23.156 P	28.525	30.488	40.591	43.552	222.2		
							6	2'52.630	28.472	30.441	39.922	36.190			
							7	2'16.674 *	28.38*	30.592	40.527	37.175	222.2		
<b>5th</b>	<b>64</b>	<b>Mario AJI</b> Honda Team Asia INA						<b>10th</b>	<b>20</b>	<b>Lorenzo FELLON</b> CIP Green Power FRA					
		Runs=2	Total laps=6	Full laps=3	Valid laps=2				Runs=2	Total laps=6	Full laps=3	Valid laps=2			
1	2'54.864	24.485	30.294	40.155	36.819		1	2'53.162	24.624	30.597	40.512	37.597			
2	<b>2'12.792</b>	<b>27.960</b>	<b>29.835</b>	<b>39.497</b>	<b>35.500</b>	220.8	2	<b>2'13.137</b>	<b>28.091</b>	30.064	<b>39.640</b>	<b>35.342</b>	<b>229.7</b>		
3	2'22.394 P	<b>27.982</b>	<b>29.925</b>	<b>40.856</b>	<b>43.631</b>	<b>221.3</b>	3	<b>2'13.122</b>	28.099	<b>29.727</b>	39.714	35.582	228.8		
4	5'03.327	25.319	30.277	42.151	36.431		4	2'19.007 P	<b>28.094</b>	<b>29.922</b>	<b>39.674</b>	<b>41.317</b>	<b>227.3</b>		
5	<b>2'16.280</b>	28.620	30.608	40.100	36.952	216.4	5	4'47.383	26.917	32.261	41.751	49.072			
6	2'15.248 *	28.54*	30.230	40.327	36.150	218.6	6	2'18.757 *	30.81*	30.930	40.437	36.578	220.4		

**Fastest Lap:** Collin VEIJER Liqui Moly Husqvarna NED **2'12.350** 27.854 29.735 39.369 35.392

These data/results cannot be reproduced, stored and/or transmitted in whole or in part by any manner of electronic, mechanical, photocopying, recording, broadcasting or otherwise now known or herein after developed without the previous express consent by the copyright owner, except for reproduction in daily press and regular printed publications on sale to the public within 60 days of the event related to those data/results and always provided that copyright symbol appears together as follows below.  
© DORNA, 2023

# Qualifying Nr. 1

Moto3

Lap	Lap Time	T1	T2	T3	T4	Speed	Lap	Lap Time	T1	T2	T3	T4	Speed
<b>11th</b>	<b>27</b>	<b>Kaito TOBA</b>		SIC58 Squadra Corse		JPN	Runs=2	Total laps=6	Full laps=3	Valid laps=2			
1	2'58.178	24.883	30.337	40.387	35.745								
2	<b>2'13.488</b>	28.032	29.948	39.881	<b>35.627</b>	224.0							
3	<b>2'13.161</b>	<b>27.988</b>	<b>29.827</b>	<b>39.687</b>	35.659	222.6							
4	2'22.884 P	28.706	30.166	40.235	43.777	222.6							
5	4'38.934	26.423	31.345	41.937	40.394								
6	2'19.648 *	30.57*	33.161	40.067	35.843	<b>224.5</b>							
<b>12th</b>	<b>82</b>	<b>Stefano NEPA</b>		Angeluss MTA Team		ITA	Runs=2	Total laps=6	Full laps=3	Valid laps=2			
1	2'24.317	29.116	31.458	42.811	37.962								
2	<b>2'14.709</b>	28.294	30.249	40.346	35.820	219.5							
3	2'20.895 P	28.682	30.153	40.211	41.849	220.8							
4	5'34.212	25.851	30.059	42.587	36.406								
5	<b>2'13.204</b>	<b>27.992</b>	<b>29.806</b>	<b>39.747</b>	<b>35.659</b>	<b>226.8</b>							
6	2'13.544 *	28.121*	29.902	39.806	35.707	223.1							
<b>13th</b>	<b>70</b>	<b>Joshua WHATLEY</b>		VisionTrack Racing T		GBR	Runs=2	Total laps=6	Full laps=4	Valid laps=4			
1	2'33.802 P	26.905	32.915	43.072	42.186								
2	4'45.773	26.061	31.137	43.446	39.951								
3	<b>2'13.209</b>	28.252	<b>29.817</b>	<b>39.601</b>	<b>35.539</b>	<b>229.2</b>							
4	<b>2'13.926</b>	<b>28.225</b>	29.877	39.933	35.891	222.2							
5	<b>2'13.898</b>	28.349	29.951	39.763	35.835	218.1							
6	<b>2'13.886</b>	28.231	29.924	39.885	35.846	224.0							
<b>14th</b>	<b>63</b>	<b>Syarifuddin AZMAN</b>		MT Helmets - MSI		MAL	Runs=2	Total laps=6	Full laps=3	Valid laps=2			
1	2'58.352	24.481	30.567	40.306	35.672								
2	<b>2'13.499</b>	<b>27.935</b>	30.082	<b>39.875</b>	<b>35.607</b>	223.6							
3	2'20.520 P	27.968	<b>30.070</b>	40.077	42.405	<b>225.0</b>							
4	5'01.373	25.011	31.218	42.166	36.619								
5	<b>2'14.719</b>	28.318	30.299	40.242	35.860	224.5							
6	2'16.755 *	28.581*	30.997	40.897	36.278	222.6							

**Fastest Lap:** Collin VEIJER      Liqui Moly Husqvarna    NED      **2'12.350**      27.854    29.735    39.369    35.392

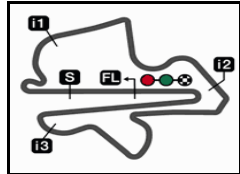
These data/results cannot be reproduced, stored and/or transmitted in whole or in part by any manner of electronic, mechanical, photocopying, recording, broadcasting or otherwise now known or herein after developed without the previous express consent by the copyright owner, except for reproduction in daily press and regular printed publications on sale to the public within 60 days of the event related to those data/results and always provided that copyright symbol appears together as follows below.  
© DORNA, 2023

Official MotoGP Timing by TISSOT  
www.motogp.com

Sepang, Saturday, November 11, 2023

Page 2 of 2





5543 m.

**PETRONAS GRAND PRIX OF MALAYSIA**

After the Qualifying Nr. 1

**Event Best Maximum Speed**

<i>Rider</i>	<i>Nation Team</i>	<i>Motorcycle</i>	<i>Km/h</i>	
82 <b>Stefano NEPA</b>	ITA Angeluss MTA Team	KTM	<b>231.2</b>	Practice Nr. 2
31 <b>Adrian FERNANDEZ</b>	SPA Leopard Racing	HONDA	<b>230.7</b>	Practice Nr. 2
43 <b>Xavier ARTIGAS</b>	SPA CFMOTO Racing PruestelGP	CFMOTO	<b>230.7</b>	Practice Nr. 1
44 <b>David MUÑOZ</b>	SPA BOE Motorsports	KTM	<b>230.7</b>	Practice Nr. 1
72 <b>Taiyo FURUSATO</b>	JPN Honda Team Asia	HONDA	<b>230.2</b>	Practice Nr. 1
20 <b>Lorenzo FELLON</b>	FRA CIP Green Power	KTM	<b>229.7</b>	Qualifying Nr. 1
38 <b>David SALVADOR</b>	SPA CIP Green Power	KTM	<b>229.2</b>	Qualifying Nr. 1
70 <b>Joshua WHATLEY</b>	GBR VisionTrack Racing Team	HONDA	<b>229.2</b>	Qualifying Nr. 1
19 <b>Scott OGDEN</b>	GBR VisionTrack Racing Team	HONDA	<b>229.2</b>	Practice Nr. 1
63 <b>Syarifuddin AZMAN</b>	MAL MT Helmets - MSI	KTM	<b>228.8</b>	Practice Nr. 1
5 <b>Jaume MASIA</b>	SPA Leopard Racing	HONDA	<b>228.8</b>	Practice Nr. 1
6 <b>Ryusei YAMANAKA</b>	JPN Gaviota GASGAS Aspar Team	GASGAS	<b>228.8</b>	Practice Nr. 1
54 <b>Riccardo ROSSI</b>	ITA SIC58 Squadra Corse	HONDA	<b>228.8</b>	Practice Nr. 1
71 <b>Ayumu SASAKI</b>	JPN Liqui Moly Husqvarna Intact GP	HUSQVARNA	<b>228.8</b>	Practice Nr. 2
96 <b>Daniel HOLGADO</b>	SPA Red Bull KTM Tech3	KTM	<b>228.8</b>	Practice Nr. 2
27 <b>Kaito TOBA</b>	JPN SIC58 Squadra Corse	HONDA	<b>228.3</b>	Practice Nr. 2
10 <b>Diogo MOREIRA</b>	BRA MT Helmets - MSI	KTM	<b>228.3</b>	Practice Nr. 1
18 <b>Matteo BERTELLE</b>	ITA Rivacold Snipers Team	HONDA	<b>228.3</b>	Practice Nr. 3
48 <b>Ivan ORTOLÁ</b>	SPA Angeluss MTA Team	KTM	<b>227.8</b>	Practice Nr. 3
66 <b>Joel KELSO</b>	AUS CFMOTO Racing PruestelGP	CFMOTO	<b>227.3</b>	Practice Nr. 1
80 <b>David ALONSO</b>	COL Gaviota GASGAS Aspar Team	GASGAS	<b>227.3</b>	Practice Nr. 3
95 <b>Collin VEIJER</b>	NED Liqui Moly Husqvarna Intact GP	HUSQVARNA	<b>227.3</b>	Practice Nr. 1
7 <b>Filippo FARIOLI</b>	ITA Red Bull KTM Tech3	KTM	<b>226.8</b>	Practice Nr. 3
55 <b>Romano FENATI</b>	ITA Rivacold Snipers Team	HONDA	<b>226.4</b>	Practice Nr. 1
21 <b>Vicente PEREZ</b>	SPA BOE Motorsports	KTM	<b>225.9</b>	Practice Nr. 2
99 <b>José Antonio RUEDA</b>	SPA Red Bull KTM Ajo	KTM	<b>225.9</b>	Practice Nr. 3
53 <b>Deniz ÖNCÜ</b>	TUR Red Bull KTM Ajo	KTM	<b>225.9</b>	Practice Nr. 1
64 <b>Mario AJI</b>	INA Honda Team Asia	HONDA	<b>225.0</b>	Practice Nr. 1

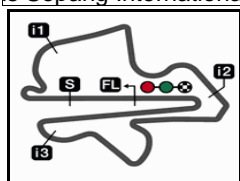
These data/results cannot be reproduced, stored and/or transmitted in whole or in part by any manner of electronic, mechanical, photocopying, recording, broadcasting or otherwise now known or herein after developed without the previous express consent by the copyright owner, except for reproduction in daily press and regular printed publications on sale to the public within 60 days of the event related to those data/results and always provided that copyright symbol appears together as follows below.

© DORNA, 2023

Official MotoGP Timing by TISSOT  
www.motogp.com

Sepang, Saturday, November 11, 2023





5543 m.

# PETRONAS GRAND PRIX OF MALAYSIA

## Qualifying Nr. 1

### Best Partial Times

# Moto3™

*IT* Ideal Lap Time, sum of the best partial times

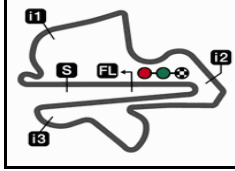
*BT* Best Lap Time

<b>T1</b>		<b>T2</b>		<b>T3</b>		<b>T4</b>				<i>IT</i>	<i>BT</i>	
<i>Pos</i>	<i>Rider</i>	<i>Time</i>	<i>Rider</i>	<i>Time</i>	<i>Rider</i>	<i>Time</i>	<i>Rider</i>	<i>Time</i>	<i>Pos</i>	<i>Rider</i>		
1	C.VEIJER	27.854	V.PEREZ	29.623	C.VEIJER	39.325	D.ALONSO	35.213	1	C.VEIJER	2'12.175	2'12.350 (1)
2	J.RUEDA	27.899	C.VEIJER	29.645	T.FURUSATO	39.477	L.FELLON	35.342	2	J.RUEDA	2'12.550	2'12.671 (2)
3	D.ALONSO	27.909	J.RUEDA	29.693	M.AJI	39.497	C.VEIJER	35.351	3	D.ALONSO	2'12.583	2'12.915 (7)
4	S.OGDEN	27.914	T.FURUSATO	29.725	S.OGDEN	39.538	J.RUEDA	35.373	4	T.FURUSATO	2'12.590	2'12.802 (6)
5	S.AZMAN	27.935	L.FELLON	29.727	V.PEREZ	39.546	X.ARTIGAS	35.406	5	V.PEREZ	2'12.697	2'12.746 (4)
6	X.ARTIGAS	27.949	X.ARTIGAS	29.756	D.ALONSO	39.579	T.FURUSATO	35.434	6	X.ARTIGAS	2'12.698	2'12.698 (3)
7	T.FURUSATO	27.954	S.OGDEN	29.762	J.RUEDA	39.585	V.PEREZ	35.483	7	M.AJI	2'12.792	2'12.792 (5)
8	M.AJI	27.960	D.SALVADOR	29.768	X.ARTIGAS	39.587	M.AJI	35.500	8	L.FELLON	2'12.800	2'13.122 (10)
9	D.SALVADOR	27.985	S.NEPA	29.806	J.WHATLEY	39.601	D.SALVADOR	35.519	9	S.OGDEN	2'12.809	2'12.916 (8)
10	K.TOBA	27.988	J.WHATLEY	29.817	D.SALVADOR	39.608	J.WHATLEY	35.539	10	D.SALVADOR	2'12.880	2'13.113 (9)
11	S.NEPA	27.992	K.TOBA	29.827	L.FELLON	39.640	S.OGDEN	35.595	11	K.TOBA	2'13.129	2'13.161 (11)
12	V.PEREZ	28.045	M.AJI	29.835	K.TOBA	39.687	S.AZMAN	35.607	12	J.WHATLEY	2'13.182	2'13.209 (13)
13	L.FELLON	28.091	D.ALONSO	29.882	S.NEPA	39.747	K.TOBA	35.627	13	S.NEPA	2'13.204	2'13.204 (12)
14	J.WHATLEY	28.225	S.AZMAN	30.070	S.AZMAN	39.875	S.NEPA	35.659	14	S.AZMAN	2'13.487	2'13.499 (14)

These data/results cannot be reproduced, stored and/or transmitted in whole or in part by any manner of electronic, mechanical, photocopying, recording, broadcasting or otherwise now known or herein after developed without the previous express consent by the copyright owner, except for reproduction in daily press and regular printed publications on sale to the public within 60 days of the event related to those data/results and always provided that copyright symbol appears together as follows below.  
© DORNA, 2023

Official MotoGP Timing by  **TISSOT**  
www.motogp.com






5543 m.

## PETRONAS GRAND PRIX OF MALAYSIA

### Qualifying Nr. 1

### Fastest Laps Sequence

<i>Practice Time</i>	 <i>Rider</i>	<i>Nation</i>	<i>Motorcycle</i>	<i>Time</i>	<i>Km/h</i>	<i>Rider's Lap</i>
<b>4'39.026</b>	82 <b>Stefano NEPA</b>	ITA	KTM	<b>2'14.709</b>	148.1	2
<b>4'39.612</b>	80 <b>David ALONSO</b>	COL	GASGAS	<b>2'12.915</b>	150.1	2
<b>5'05.284</b>	99 <b>José Antonio RUEDA</b>	SPA	KTM	<b>2'12.671</b>	150.4	2
<b>7'48.369</b>	95 <b>Collin VEIJER</b>	NED	HUSQVARNA	<b>2'12.424</b>	150.6	3
<b>10'00.767</b>	95 <b>Collin VEIJER</b>	NED	HUSQVARNA	<b>2'12.398</b>	150.7	4
<b>12'13.117</b>	95 <b>Collin VEIJER</b>	NED	HUSQVARNA	<b>2'12.350</b>	150.7	5

These data/results cannot be reproduced, stored and/or transmitted in whole or in part by any manner of electronic, mechanical, photocopying, recording, broadcasting or otherwise now known or herein after developed without the previous express consent by the copyright owner, except for reproduction in daily press and regular printed publications on sale to the public within 60 days of the event related to those data/results and always provided that copyright symbol appears together as follows below.

© DORNA, 2023

Official MotoGP Timing by TISSOT  
www.motogp.com

Sepang, Saturday, November 11, 2023

