

4592 m.

GRANDE PRÉMIO TISSOT DE PORTUGAL

Race

Classification after 19 laps = 87.248 km

29

Pos		Rider	Nation	Team	Motorcycle	Total Time	Km/h	Gap
1	25	96 Daniel HOLGADO	SPA	Red Bull GASGAS Tech3	GASGAS	34'09.038	153.2	
2	20	99 Jose Antonio RUEDA	SPA	Red Bull KTM Ajo	KTM	34'09.082	153.2	0.044
3	16	48 Ivan ORTOLA	SPA	MT Helmets - MSI	KTM	34'09.858	153.2	0.820
4	13	80 David ALONSO	COL	CFMOTO Gaviota Aspar Team	CFMOTO	34'11.256	153.1	2.218
5	11	66 Joel KELSO	AUS	BOE Motorsports	KTM	34'11.284	153.1	2.246
6	10	95 Collin VEIJER	NED	Liqui Moly Husqvarna Intact GP	HUSQVARNA	34'11.301	153.1	2.263
7	9	82 Stefano NEPA	ITA	LEVELUP - MTA	KTM	34'13.537	152.9	4.499
8	8	78 Joel ESTEBAN	SPA	CFMOTO Gaviota Aspar Team	CFMOTO	34'14.468	152.8	5.430
9	7	64 David MUÑOZ	SPA	BOE Motorsports	KTM	34'25.056	152.0	16.018
10	6	31 Adrian FERNANDEZ	SPA	Leopard Racing	HONDA	34'25.181	152.0	16.143
11	5	12 Jacob ROULSTONE	AUS	Red Bull GASGAS Tech3	GASGAS	34'25.251	152.0	16.213
12	4	18 Matteo BERTELLE	ITA	Rivacold Snipers Team	HONDA	34'25.795	152.0	16.757
13	3	24 Tatsuki SUZUKI	JPN	Liqui Moly Husqvarna Intact GP	HUSQVARNA	34'29.720	151.7	20.682
14	2	21 Vicente PEREZ	SPA	Red Bull KTM Ajo	KTM	34'29.814	151.7	20.776
15	1	19 Scott OGDEN	GBR	MLav Racing	HONDA	34'30.201	151.7	21.163
16		10 Nicola CARRARO	ITA	LEVELUP - MTA	KTM	34'30.210	151.7	21.172
17		7 Filippo FARIOLI	ITA	SIC58 Squadra Corse	HONDA	34'32.323	151.5	23.285
18		72 Taiyo FURUSATO	JPN	Honda Team Asia	HONDA	34'41.789	150.8	32.751
19		70 Joshua WHATLEY	GBR	MLav Racing	HONDA	34'47.638	150.4	38.600
20		55 Noah DETTWILER	SWI	CIP Green Power	KTM	34'51.099	150.2	42.061
21		5 Tatchakorn BUASRI	THA	Honda Team Asia	HONDA	35'02.689	149.3	53.651
22		71 Hamad AL SAHOUTI	QAT	Rivacold Snipers Team	HONDA	35'19.231	148.2	1'10.193
23		58 Luca LUNETTA	ITA	SIC58 Squadra Corse	HONDA	35'34.836	147.1	1'25.798
Not classified								
		54 Riccardo ROSSI	ITA	CIP Green Power	KTM	25'18.441	152.4	5 laps
		6 Ryusei YAMANAKA	JPN	MT Helmets - MSI	KTM			
		36 Angel PIQUERAS	SPA	Leopard Racing	HONDA			

Race condition: Dry

Air: 22°
Humidity: 55%
Ground: 24°

	Pole Position:	Jose Antonio RUEDA	1'46.379	155.3 Km/h
Fastest Lap (New record):	Lap 6	David ALONSO	1'46.985	154.5 Km/h
Best Race Lap:	2023	Deniz ÖNCÜ	1'47.563	153.6 Km/h
All Time Lap Record:	2024	Jose Antonio RUEDA	1'46.379	155.3 Km/h

10:45'00

10:52'23

11:00'00

11:03'08

11:04'22 Angel PIQUERAS
11:04'22 Ryusei YAMANAKA
11:09'30 Luca LUNETTA
11:10'05 Luca LUNETTA
11:29'21 Riccardo ROSSI

SIGHTING LAP START

All bikes on grid

WARM UP LAP START

RACE START

crashed out - Rider OK
crashed out - Rider OK
crashed out - Rider OK
re-joined race
crashed out - Rider OK

The results are provisional until the end of the limit for protest and appeals.

Time limit for protest expires 60' after publication of the results - Time:

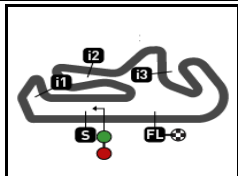
These data/results cannot be reproduced, stored and/or transmitted in whole or in part by any manner of electronic, mechanical, photocopying, recording, broadcasting or otherwise now known or herein after developed without the previous express consent by the copyright owner, except for reproduction in daily press and regular printed publications on sale to the public within 60 days of the event related to those data/results and always provided that copyright symbol appears together as follows below.

© DORNA, 2024

Official MotoGP Timing by TISSOT
www.motogp.com

Portimao, Sunday, March 24, 2024





4592 m.

GRANDE PRÉMIO TISSOT DE PORTUGAL

Moto3™

30

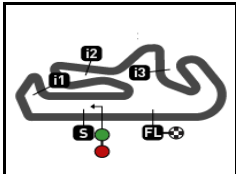
World Championship Classification

Rider		Points	Leader	Previous	QAT	POR	AME	SPA	FRA	CAT	ITA	KAZ	NED	GER	GBR	AUT	ARA	RSM	IND	INA	JPN	AUS	THA	MAL	VAL
1	HOLGADO Daniel	SPA	45			20	25																		
2	ALONSO David	COL	38	7	7	25	13																		
3	ORTOLA Ivan	SPA	23	22	15	7	16																		
4	VEIJER Collin	NED	21	24	2	11	10																		
5	RUEDA Jose Antonio	SPA	20	25	1	-	20																		
6	KELSO Joel	AUS	19	26	1	8	11																		
7	NEPA Stefano	ITA	19	26	0	10	9																		
8	FURUSATO Taiyo	JPN	16	29	3	16	0																		
9	ROSSI Riccardo	ITA	13	32	3	13	-																		
10	ESTEBAN Joel	SPA	13	32	0	5	8																		
11	SUZUKI Tatsuki	JPN	12	33	1	9	3																		
12	ROULSTONE Jacob	AUS	11	34	1	6	5																		
13	MUÑOZ David	SPA	7	38	4	0	7																		
14	FERNANDEZ Adrian	SPA	6	39	1	-	6																		
15	PIQUERAS Angel	SPA	4	41	2	4	-																		
16	BERTELLE Matteo	ITA	4	41	0	-	4																		
17	OGDEN Scott	GBR	4	41	0	3	1																		
18	CARRARO Nicola	ITA	2	43	2	2	0																		
19	PEREZ Vicente	SPA	2	43	0	-	2																		
20	LUNETTA Luca	ITA	1	44	1	1	0																		
21	DETTWILER Noah	SWI	0	45	1	0	0																		
22	FARIOLI Filippo	ITA	0	45	0	-	0																		

These data/results cannot be reproduced, stored and/or transmitted in whole or in part by any manner of electronic, mechanical, photocopying, recording, broadcasting or otherwise now known or herein after developed without the previous express consent by the copyright owner, except for reproduction in daily press and regular printed publications on sale to the public within 60 days of the event related to those data/results and always provided that copyright symbol appears together as follows below.
© DORNA, 2024

Official MotoGP Timing by 
www.motogp.com





4592 m.

GRANDE PRÉMIO TISSOT DE PORTUGAL

Moto3™

30

World Championship Classification

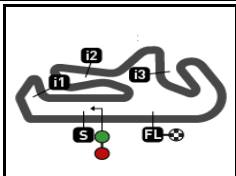
Rider		Points	Leader	Previous	QAT	POR	AME	SPA	FRA	CAT	ITA	KAZ	NED	GER	GBR	AUT	ARA	RSM	IND	INA	JPN	AUS	THA	MAL	VAL	
23	WHATLEY Joshua	GBR	0	45	0	0	0																			
24	BUASRI Tatchakorn	THA	0	45	0	0	0																			
25	AL SAHOUTI Hamad	QAT	0	45	0	-	0																			

These data/results cannot be reproduced, stored and/or transmitted in whole or in part by any manner of electronic, mechanical, photocopying, recording, broadcasting or otherwise now known or herein after developed without the previous express consent by the copyright owner, except for reproduction in daily press and regular printed publications on sale to the public within 60 days of the event related to those data/results and always provided that copyright symbol appears together as follows below.
© DORNA, 2024

Official MotoGP Timing by 
www.motogp.com

Portimão, Sunday, March 24, 2024





GRANDE PRÉMIO TISSOT DE PORTUGAL

30

4592 m.

World Championship Classification

Constructor		Points	Leader	Previous	QAT	POR	AME	SPA	FRA	CAT	ITA	KAZ	NED	GER	GBR	AUT	ARA	RSM	IND	INA	JPN	AUS	THA	MAL	VAL
1	GASGAS	45			20	25																			
2	CFMOTO	38	7	7	25	13																			
3	KTM	33	12	5	13	20																			
4	HONDA	22	23	11	16	6																			
5	HUSQVARNA	21	24	1	11	10																			

Team		Points	Leader	Previous	QAT	POR	AME	SPA	FRA	CAT	ITA	KAZ	NED	GER	GBR	AUT	ARA	RSM	IND	INA	JPN	AUS	THA	MAL	VAL
1	RED BULL GASGAS TECH3	56			26	30																			
2	CFMOTO GAVIOTA ASPAR TEAM	51	5	5	30	21																			
3	LIQUI MOLY HUSQVARNA INTACT GP	33	23	18	20	13																			
4	BOE MOTORSPORTS	26	30	7	8	18																			
5	MT HELMETS - MSI	23	33	3	7	16																			
6	RED BULL KTM AJO	22	34	1	-	22																			
7	LEVELUP - MTA	21	35	1	12	9																			
8	HONDA TEAM ASIA	16	40	5	16	-																			
9	CIP GREEN POWER	13	43	3	13	-																			
10	LEOPARD RACING	10	46	3	4	6																			
11	RIVACOLD SNIPERS TEAM	4	52	6	-	4																			
12	MLAV RACING	4	52	0	3	1																			
13	SIC58 SQUADRA CORSE	1	55	3	1	-																			

These data/results cannot be reproduced, stored and/or transmitted in whole or in part by any manner of electronic, mechanical, photocopying, recording, broadcasting or otherwise now known or herein after developed without the previous express consent by the copyright owner, except for reproduction in daily press and regular printed publications on sale to the public within 60 days of the event related to those data/results and always provided that copyright symbol appears together as follows below.
© DORNA, 2024



GRANDE PRÉMIO TISSOT DE PORTUGAL
Race
Lap Chart

31

Pos	1	2	3	4	5	6	7	8	9	10	11	12	13	14	15	16	17	18	19	20	21	22	23	24	25	26
Grid	99	66	80	96	54	95	48	7	19	82	78	18	64	12	31	10	6	21	36	24	72	70	5	71	58	55



1	99	96	80	54	66	48	78	82	95	64	7	18	10	31	21	19	12	72	24	58	70	5	71	55					
2	99	80	96	54	66	48	78	95	64	82	7	18	10	31	19	12	21	24	72	58	70	5	71	55					
3	99	96	54	66	48	80	78	95	64	82	18	31	10	19	7	12	24	58	72	21	70	5	55	71					
4	99	96	54	48	80	66	78	64	95	82	18	31	19	10	7	12	24	21	72	70	5	55	71	58					
5	99	96	48	80	54	66	95	64	82	78	18	31	7	19	10	12	24	21	72	70	5	55	71	58					
6	99	80	96	48	54	66	95	64	82	18	78	31	7	19	10	12	24	21	72	70	55	5	71	58					
7	99	80	96	48	54	66	95	82	18	78	64	7	19	31	12	24	10	21	72	70	55	5	71	58					
8	99	96	80	48	54	66	95	82	18	64	78	7	19	12	24	10	31	21	72	70	55	5	71	58					
9	99	96	48	80	54	95	66	18	78	82	64	19	12	7	24	31	10	21	72	70	55	5	71	58					
10	80	99	48	96	95	66	54	78	82	64	18	12	19	24	31	7	21	10	72	70	55	5	71	58					
L	11	80	96	48	99	95	66	78	82	64	18	54	12	19	31	24	7	21	10	72	70	55	5	71	58				
a	12	80	96	99	48	95	66	78	82	18	64	54	12	31	24	19	10	7	21	72	70	55	5	71	58				
P	13	80	99	96	48	95	66	78	82	18	64	54	12	31	24	19	10	21	7	72	70	55	5	71	58				
S	14	80	96	99	95	48	66	82	78	64	18	54	12	31	24	19	10	21	7	72	70	55	5	71	58				
	15	96	80	99	95	48	66	78	82	18	64	12	31	24	19	10	21	7	72	70	55	5	71	58					
	16	96	99	80	66	95	48	78	82	18	64	12	31	24	21	19	10	7	72	70	55	5	71	58					
	17	96	99	66	80	48	95	82	78	64	18	31	12	24	21	19	10	7	72	70	55	5	71	58					
	18	96	99	48	80	95	66	82	78	64	18	31	12	24	21	19	10	7	72	70	55	5	71	58					
	19	96	99	48	80	66	95	82	78	64	31	12	18	24	21	19	10	7	72	70	55	5	71	58					

Winner Lapped rider

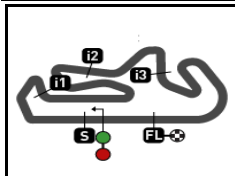
These data/results cannot be reproduced, stored and/or transmitted in whole or in part by any manner of electronic, mechanical, photocopying, recording, broadcasting or otherwise now known or herein after developed without the previous express consent by the copyright owner, except for reproduction in daily press and regular printed publications on sale to the public within 60 days of the event related to those data/results and always provided that copyright symbol appears together as follows below.

© DORNA, 2024

Official MotoGP Timing by **TISSOT**
 www.motogp.com



Portimão, Sunday, March 24, 2024




4592 m.

GRANDE PRÉMIO TISSOT DE PORTUGAL

Race

Fastest Lap of Each Rider

32

	Rider	Nation	Team	Motorcycle	Time	Lap Total	Gap
1	80 David ALONSO	COL	CFMOTO Gaviota Aspar Team	CFMOTO	1'46.985	6 19	
2	95 Collin VEIJER	NED	Liqui Moly Husqvarna Intact GP	HUSQVARNA	1'46.992	7 19	0.007 0.007
3	64 David MUÑOZ	SPA	BOE Motorsports	KTM	1'47.133	4 19	0.148 0.141
4	96 Daniel HOLGADO	SPA	Red Bull GASGAS Tech3	GASGAS	1'47.167	7 19	0.182 0.034
5	99 Jose Antonio RUEDA	SPA	Red Bull KTM Ajo	KTM	1'47.191	4 19	0.206 0.024
6	48 Ivan ORTOLA	SPA	MT Helmets - MSI	KTM	1'47.204	4 19	0.219 0.013
7	54 Riccardo ROSSI	ITA	CIP Green Power	KTM	1'47.242	7 14	0.257 0.038
8	66 Joel KELSO	AUS	BOE Motorsports	KTM	1'47.262	7 19	0.277 0.020
9	18 Matteo BERTELLE	ITA	Rivacold Snipers Team	HONDA	1'47.267	4 19	0.282 0.005
10	78 Joel ESTEBAN	SPA	CFMOTO Gaviota Aspar Team	CFMOTO	1'47.285	7 19	0.300 0.018
11	82 Stefano NEPA	ITA	LEVELUP - MTA	KTM	1'47.321	4 19	0.336 0.036
12	31 Adrian FERNANDEZ	SPA	Leopard Racing	HONDA	1'47.558	2 19	0.573 0.237
13	19 Scott OGDEN	GBR	MLav Racing	HONDA	1'47.581	2 19	0.596 0.023
14	21 Vicente PEREZ	SPA	Red Bull KTM Ajo	KTM	1'47.654	6 19	0.669 0.073
15	12 Jacob ROULSTONE	AUS	Red Bull GASGAS Tech3	GASGAS	1'47.683	4 19	0.698 0.029
16	24 Tatsuki SUZUKI	JPN	Liqui Moly Husqvarna Intact GP	HUSQVARNA	1'47.714	5 19	0.729 0.031
17	7 Filippo FARIOLI	ITA	SIC58 Squadra Corse	HONDA	1'47.860	2 19	0.875 0.146
18	10 Nicola CARRARO	ITA	LEVELUP - MTA	KTM	1'48.026	6 19	1.041 0.166
19	58 Luca LUNETTA	ITA	SIC58 Squadra Corse	HONDA	1'48.461	3 19	1.476 0.435
20	70 Joshua WHATLEY	GBR	MLav Racing	HONDA	1'48.490	2 19	1.505 0.029
21	72 Taiyo FURUSATO	JPN	Honda Team Asia	HONDA	1'48.499	5 19	1.514 0.009
22	55 Noah DETTWILER	SWI	CIP Green Power	KTM	1'48.808	5 19	1.823 0.309
23	5 Tatchakorn BUASRI	THA	Honda Team Asia	HONDA	1'49.112	8 19	2.127 0.304
24	71 Hamad AL SAHOUTI	QAT	Rivacold Snipers Team	HONDA	1'49.874	5 19	2.889 0.762

These data/results cannot be reproduced, stored and/or transmitted in whole or in part by any manner of electronic, mechanical, photocopying, recording, broadcasting or otherwise now known or herein after developed without the previous express consent by the copyright owner, except for reproduction in daily press and regular printed publications on sale to the public within 60 days of the event related to those data/results and always provided that copyright symbol appears together as follows below.
© DORNA, 2024



GRANDE PRÉMIO TISSOT DE PORTUGAL

After the Race

Event Best Maximum Speed

33



Rider	Nation Team	Motorcycle	Km/h
96 Daniel HOLGADO	SPA Red Bull GASGAS Tech3	GASGAS	251.7 Race
48 Ivan ORTOLA	SPA MT Helmets - MSI	KTM	251.7 Race
66 Joel KELSO	AUS BOE Motorsports	KTM	251.1 Race
80 David ALONSO	COL CFMOTO Gaviota Aspar Team	CFMOTO	250.5 Race
24 Tatsuki SUZUKI	JPN Liqui Moly Husqvarna Intact GP	HUSQVARNA	249.4 Race
21 Vicente PEREZ	SPA Red Bull KTM Ajo	KTM	249.4 Race
64 David MUÑOZ	SPA BOE Motorsports	KTM	249.4 Race
18 Matteo BERTELLE	ITA Rivacold Snipers Team	HONDA	249.4 Race
78 Joel ESTEBAN	SPA CFMOTO Gaviota Aspar Team	CFMOTO	249.4 Race
95 Collin VEIJER	NED Liqui Moly Husqvarna Intact GP	HUSQVARNA	249.4 Race
31 Adrian FERNANDEZ	SPA Leopard Racing	HONDA	248.8 Qualifying Nr. 2
99 Jose Antonio RUEDA	SPA Red Bull KTM Ajo	KTM	248.2 Qualifying Nr. 2
10 Nicola CARRARO	ITA LEVELUP - MTA	KTM	248.2 Race
82 Stefano NEPA	ITA LEVELUP - MTA	KTM	248.2 Race
12 Jacob ROULSTONE	AUS Red Bull GASGAS Tech3	GASGAS	247.7 Race
72 Taiyo FURUSATO	JPN Honda Team Asia	HONDA	247.7 Race
19 Scott OGDEN	GBR MLav Racing	HONDA	247.7 Race
7 Filippo FARIOLI	ITA SIC58 Squadra Corse	HONDA	247.1 Race
58 Luca LUNETTA	ITA SIC58 Squadra Corse	HONDA	246.5 Race
54 Riccardo ROSSI	ITA CIP Green Power	KTM	246.5 Qualifying Nr. 2
6 Ryusei YAMANAKA	JPN MT Helmets - MSI	KTM	246.0 Qualifying Nr. 1
36 Angel PIQUERAS	SPA Leopard Racing	HONDA	244.8 Practice Nr. 2
70 Joshua WHATLEY	GBR MLav Racing	HONDA	243.2 Race
5 Tatchakorn BUASRI	THA Honda Team Asia	HONDA	242.6 Qualifying Nr. 1
55 Noah DETTWILER	SWI CIP Green Power	KTM	242.6 Practice Nr. 2
71 Hamad AL SAHOUTI	QAT Rivacold Snipers Team	HONDA	242.1 Race

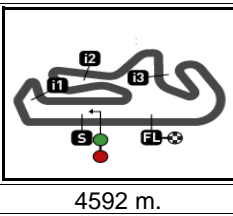
These data/results cannot be reproduced, stored and/or transmitted in whole or in part by any manner of electronic, mechanical, photocopying, recording, broadcasting or otherwise now known or herein after developed without the previous express consent by the copyright owner, except for reproduction in daily press and regular printed publications on sale to the public within 60 days of the event related to those data/results and always provided that copyright symbol appears together as follows below.

© DORNA, 2024

Official MotoGP Timing by TISSOT
www.motogp.com



Portimao, Sunday, March 24, 2024



GRANDE PRÉMIO TISSOT DE PORTUGAL

Race

Chronological Analysis of Performances

34

* Lap / Sector time cancelled T1 Time from finish line to 1st intermediate T3 Time from 2nd intermed. to 3rd intermed.
P Crossing the finish line in pit lane T2 Time from 1st intermed. to 2nd intermed. T4 Time from 3rd intermediate to finish line

Lap	Lap Time	T1	T2	T3	T4	Speed	Lap	Lap Time	T1	T2	T3	T4	Speed	
1st	96	Daniel HOLGADO Red Bull GASGAS Te SPA Runs=1 Total laps=19 Full laps=18 Valid laps=18						1	1'49.413	24.912	34.374	15.941	34.186	
1	1'48.974	24.428	34.269	16.039	34.238		2	1'47.512	23.275	34.130	16.064	34.043	246.0	
2	1'47.668	23.298	34.203	16.065	34.102	244.8	3	1'47.750	23.550	34.140	16.054	34.006	248.8	
3	1'47.777	23.225	34.159	16.228	34.165	244.3	4	1'47.204	23.143	34.048	15.995	34.018	249.4	
4	1'47.256	23.060	34.064	16.073	34.059	246.0	5	1'47.327	22.944	34.054	16.211	34.118	251.7	
5	1'47.396	22.938	34.110	16.240	34.108	246.5	6	1'47.372	22.978	34.199	16.155	34.040	247.7	
6	1'47.421	22.933	34.093	16.361	34.034	247.7	7	1'47.220	23.023	33.995	16.040	34.162	250.0	
7	1'47.167	22.951	34.076	16.133	34.007	248.8	8	1'47.327	23.098	34.223	16.025	33.981	248.8	
8	1'47.261	23.169	34.079	16.045	33.968	251.7	9	1'47.674	23.214	34.154	16.295	34.011	248.2	
9	1'47.794	23.168	34.316	16.237	34.073	247.1	10	1'47.825	23.194	34.309	16.096	34.226	247.1	
10	1'47.983	23.355	34.440	16.056	34.132	245.4	11	1'48.456	23.480	34.559	16.125	34.292	241.6	
11	1'47.992	22.989	34.287	16.443	34.273	249.4	12	1'47.874	23.567	34.153	16.008	34.146	240.0	
12	1'47.606	23.185	34.159	16.106	34.156	243.7	13	1'47.527	23.003	34.357	16.086	34.081	244.3	
13	1'47.772	23.008	34.246	16.195	34.323	244.8	14	1'47.848	22.925	34.399	16.269	34.255	243.2	
14	1'47.328	22.907	34.140	16.090	34.191	248.2	15	1'47.908	23.126	34.341	16.250	34.191	247.1	
15	1'48.330	23.139	34.546	16.240	34.405	243.7	16	1'48.427	23.196	34.773	16.092	34.366	247.1	
16	1'48.353	23.151	34.506	16.260	34.436	240.5	17	1'48.589	23.273	34.705	16.122	34.489	246.5	
17	1'48.708	23.121	34.674	16.294	34.619	244.3	18	1'48.388	23.142	34.648	16.154	34.444	237.3	
18	1'48.176	23.154	34.465	16.205	34.352	240.0	19	1'48.217	22.960	34.717	16.158	34.382	240.5	
19	1'48.076	23.076	34.456	16.212	34.332	240.0								

4th	80	David ALONSO CFMOTO Gaviota Asp COL Runs=1 Total laps=19 Full laps=18 Valid laps=18						1	1'49.019	24.554	34.264	16.037	34.164	
1	1'48.452	23.999	34.274	16.074	34.105		2	1'47.580	23.167	34.123	16.111	34.179	244.8	
2	1'47.838	23.437	34.130	16.164	34.107	233.2	3	1'48.300	23.867	34.302	16.024	34.107	240.5	
3	1'47.815	23.338	34.184	16.273	34.020	235.2	4	1'47.048	23.086	34.057	15.994	33.911	248.8	
4	1'47.191	23.141	34.009	16.125	33.916	237.3	5	1'47.335	23.251	33.994	16.138	33.952	250.5	
5	1'47.394	23.047	34.235	16.223	33.889	239.4	6	1'46.985	23.036	33.909	16.128	33.912	250.5	
6	1'47.293	23.068	34.127	16.241	33.857	240.5	7	1'47.239	23.003	34.099	16.203	33.934	243.7	
7	1'47.300	23.103	34.099	16.191	33.907	239.4	8	1'47.511	23.397	34.087	16.112	33.915	245.4	
8	1'47.457	23.170	34.179	16.162	33.946	237.8	9	1'47.934	23.650	34.123	16.227	33.934	250.0	
9	1'47.752	23.177	34.268	16.283	34.024	237.8	10	1'47.559	23.152	34.080	16.039	34.288	248.8	
10	1'48.063	23.214	34.268	16.328	34.253	237.3	11	1'47.720	23.023	34.200	16.163	34.334	241.6	
11	1'48.583	23.688	34.616	16.140	34.139	240.5	12	1'47.668	23.060	34.207	16.100	34.301	237.8	
12	1'47.382	23.045	34.006	16.090	34.241	242.1	13	1'47.597	22.999	34.237	16.053	34.308	238.4	
13	1'47.447	22.993	34.120	16.190	34.144	244.8	14	1'47.868	22.968	34.359	16.130	34.411	238.9	
14	1'47.477	23.149	34.150	16.075	34.103	240.0	15	1'48.509	23.351	34.510	16.200	34.448	238.4	
15	1'48.517	23.429	34.434	16.198	34.456	241.6	16	1'48.389	23.158	34.519	16.216	34.496	244.3	
16	1'48.163	23.202	34.478	16.211	34.272	245.4	17	1'48.937	23.147	34.709	16.176	34.905	248.2	
17	1'49.025	23.436	34.640	16.165	34.784	243.2	18	1'48.774	23.352	34.793	16.173	34.456	232.2	
18	1'47.940	23.038	34.341	16.147	34.414	242.6	19	1'49.284	23.235	35.109	16.312	34.628	243.7	
19	1'47.993	23.164	34.411	16.189	34.229	242.6								

3rd	48	Ivan ORTOLA MT Helmets - MSI SPA Runs=1 Total laps=19 Full laps=18 Valid laps=18						1	1'49.247	24.772	34.352	15.998	34.125	
1	1'48.452	23.999	34.274	16.074	34.105		2	1'47.485	23.294	34.156	16.085	33.950	247.1	

Fastest Lap:	David ALONSO	CFMOTO Gaviota Asp COL	1'46.985	23.036	33.909	16.128	33.912
---------------------	--------------	------------------------	----------	--------	--------	--------	--------

These data/results cannot be reproduced, stored and/or transmitted in whole or in part by any manner of electronic, mechanical, photocopying, recording, broadcasting or otherwise now known or herein after developed without the previous express consent by the copyright owner, except for reproduction in daily press and regular printed publications on sale to the public within 60 days of the event related to those data/results and always provided that copyright symbol appears together as follows below.
© DORNA, 2024

Race

Moto3

Lap	Lap Time	T1	T2	T3	T4	Speed	Lap	Lap Time	T1	T2	T3	T4	Speed
3	1'47.846	23.403	34.155	16.166	34.122	244.8	15	1'48.382	23.472	34.400	16.261	34.249	241.6
4	1'47.526	23.510	34.076	16.043	33.897	248.2	16	1'48.542	23.436	34.520	16.234	34.352	230.7
5	1'47.388	23.496	33.940	15.999	33.953	251.1	17	1'48.597	23.206	34.574	16.299	34.518	243.7
6	1'47.359	23.129	34.088	16.005	34.137	250.5	18	1'48.845	23.375	34.558	16.319	34.593	239.4
7	1'47.262	23.084	34.013	15.988	34.177	249.4	19	1'48.768	23.307	34.724	16.245	34.492	238.4
8	1'47.347	23.230	34.136	16.006	33.975	250.5	8th 78 Joel ESTEBAN CFMOTO Gaviota Asp SPA Runs=1 Total laps=19 Full laps=18 Valid laps=17						
9	1'48.127	23.192	34.618	16.117	34.200	250.5	1	1'49.626	24.916	34.599	15.955	34.156	
10	1'47.391	22.976	34.247	16.060	34.108	250.0	2	1'47.611	23.208	34.233	16.051	34.119	244.3
11	1'48.370	23.381	34.678	16.139	34.172	248.2	3	1'47.721	23.133	34.157	16.061	34.370	246.0
12	1'47.832	23.423	34.170	16.029	34.210	247.7	4	1'47.612	23.257	34.113	16.043	34.199	249.4
13	1'47.514	23.067	34.315	16.125	34.007	250.5	5	1'48.098	23.553	34.250	16.226	34.069	243.2
14	1'47.680	23.080	34.308	16.135	34.157	249.4	6	1'48.084	23.492	34.332	16.238	34.022	249.4
15	1'47.966	23.266	34.272	16.249	34.179	246.5	7	1'47.285	23.097	34.044	16.028	34.116	247.1
16	1'47.996	23.298	34.391	16.036	34.271	248.2	8	1'47.764	23.383	34.293	16.121	33.967	242.1
17	1'48.859	23.466	34.534	16.163	34.696	248.8	9	1'47.868	23.295	34.263	16.060	34.250	244.8
18	1'49.032	23.678	34.782	16.139	34.433	235.2	10	1'47.695	23.201	34.199	16.021	34.274	241.0
19	1'49.057	23.149	35.215	16.262	34.431	248.8	11	1'47.588	23.042	34.180	16.141	34.225	241.6
6th 95 Collin VEIJER Liqui Moly Husqvarna NED Runs=1 Total laps=19 Full laps=18 Valid laps=18						12	1'47.722	23.144	34.137	16.038	34.403	239.4	
1	1'50.330	25.239	34.663	16.154	34.274		13	1'47.685	23.142	34.255	16.006	34.282	238.9
2	1'47.507	23.114	34.182	16.070	34.141	246.0	14	1'48.088	23.069	34.688	16.167	34.164	240.0
3	1'47.429	23.009	34.222	16.048	34.150	242.6	15	1'48.332	23.343	34.294	16.101	34.594	241.6
4	1'47.637	23.125	34.107	16.028	34.377	246.5	16	1'48.306	23.187	34.533	16.147	34.439	238.4
5	1'47.540	23.106	34.221	16.116	34.097	248.2	17	1'49.650	23.265	34.670	17.203	34.512	238.4
6	1'47.200	23.061	34.007	16.078	34.054	242.6	18	1'48.902 *	23.067	34.617*	16.289	34.929	240.0
7	1'46.992	22.993	33.936	16.025	34.038	244.3	19	1'48.831	23.215	34.788	16.167	34.661	237.3
8	1'47.232	23.015	34.150	16.018	34.049	245.4	9th 64 David MUÑOZ BOE Motorsports SPA Runs=1 Total laps=19 Full laps=18 Valid laps=18						
9	1'47.660	23.005	34.299	16.100	34.256	245.4	1	1'50.437	25.503	34.709	16.061	34.164	
10	1'47.382	22.924	34.273	15.985	34.200	249.4	2	1'47.728	23.324	34.173	16.044	34.187	249.4
11	1'48.383	23.259	34.620	16.182	34.322	247.7	3	1'47.311	23.032	34.155	16.126	33.998	249.4
12	1'47.819	23.212	34.204	16.019	34.384	248.8	4	1'47.133	23.103	34.000	16.057	33.973	248.2
13	1'47.531	23.014	34.369	16.049	34.099	248.8	5	1'47.842	23.175	34.198	16.266	34.203	247.7
14	1'47.590	22.999	34.314	16.019	34.258	249.4	6	1'47.811	23.264	34.177	16.227	34.143	244.3
15	1'47.913	23.057	34.367	16.143	34.346	242.6	7	1'47.792	23.357	34.114	16.096	34.225	241.6
16	1'48.362	23.254	34.541	16.223	34.344	246.0	8	1'47.718	23.228	34.198	16.207	34.085	242.1
17	1'49.009	23.339	34.720	16.317	34.633	248.2	9	1'48.189	23.154	34.538	16.162	34.335	247.7
18	1'48.612	23.207	34.802	16.142	34.461	247.7	10	1'47.919	23.305	34.277	16.170	34.167	246.0
19	1'49.173	23.019	35.327	16.267	34.560	245.4	11	1'48.025	23.240	34.292	16.270	34.223	244.8
7th 82 Stefano NEPA LEVELUP - MTA ITA Runs=1 Total laps=19 Full laps=18 Valid laps=18						12	1'48.718	23.252	34.410	16.313	34.743	241.0	
1	1'50.199	25.064	34.607	16.220	34.308		13	1'48.977	23.810	34.461	16.348	34.358	238.4
2	1'48.009	23.430	34.157	16.124	34.298	241.0	14	1'50.646	23.346	35.745	16.727	34.828	238.9
3	1'47.482	23.201	34.149	16.138	33.994	247.7	15	1'50.300	23.529	34.876	16.677	35.218	236.8
4	1'47.321	23.110	34.050	16.164	33.997	248.2	16	1'49.637	23.504	34.674	16.544	34.915	238.9
5	1'47.645	23.218	34.278	16.168	33.981	247.7	17	1'49.820	23.616	34.789	16.548	34.867	235.8
6	1'47.619	23.344	34.079	16.138	34.058	247.7	18	1'49.895	23.628	35.063	16.387	34.817	234.7
7	1'47.493	23.021	33.988	16.188	34.296	246.5	19	1'49.158	23.332	34.622	16.516	34.688	237.3
8	1'47.686	23.151	34.149	16.203	34.183	242.6	10th 31 Adrian FERNANDEZ Leopard Racing SPA Runs=1 Total laps=19 Full laps=18 Valid laps=18						
9	1'48.255	23.353	34.392	16.347	34.163	242.6	1	1'51.792	25.603	35.524	16.253	34.412	
10	1'47.807	23.332	34.197	16.167	34.111	244.8	2	1'47.558	23.223	34.113	16.086	34.136	242.1
11	1'47.681	23.160	34.211	16.169	34.141	248.2	3	1'47.923	23.235	34.234	16.090	34.364	246.0
12	1'47.666	23.151	34.161	16.178	34.176	246.0	4	1'48.130	23.284	34.281	16.151	34.414	242.6
13	1'47.733	23.177	34.283	16.165	34.108	246.5							
14	1'47.807	23.092	34.181	16.260	34.274	246.0							

Fastest Lap: David ALONSO CFMOTO Gaviota Asp COL **1'46.985** 23.036 33.909 16.128 33.912

These data/results cannot be reproduced, stored and/or transmitted in whole or in part by any manner of electronic, mechanical, photocopying, recording, broadcasting or otherwise now known or herein after developed without the previous express consent by the copyright owner, except for reproduction in daily press and regular printed publications on sale to the public within 60 days of the event related to those data/results and always provided that copyright symbol appears together as follows below.
© DORNA, 2024

Race

Moto3

Lap	Lap Time	T1	T2	T3	T4	Speed	Lap	Lap Time	T1	T2	T3	T4	Speed
5	1'48.290	23.206	34.390	16.229	34.465	243.7	17	1'49.895	23.315	35.046	16.541	34.993	236.3
6	1'48.146	23.222	34.323	16.197	34.404	242.6	18	1'49.966	23.414	35.058	16.490	35.004	235.2
7	1'48.247	23.700	34.295	16.080	34.172	241.0	19	1'49.803	23.438	34.887	16.371	35.107	237.8
8	1'48.983	24.348	34.454	16.120	34.061	243.2							
9	1'47.989	23.237	34.245	16.337	34.170	245.4							
10	1'48.327	23.442	34.551	16.101	34.233	246.5							
11	1'48.877	23.663	34.362	16.173	34.679	246.5							
12	1'48.673	23.353	34.394	16.359	34.567	242.6							
13	1'48.944	23.477	34.566	16.372	34.529	240.5							
14	1'48.877	23.502	34.489	16.332	34.554	243.7							
15	1'49.463	23.545	34.758	16.509	34.651	243.7							
16	1'49.167	23.540	34.669	16.432	34.526	242.1							
17	1'48.550	23.323	34.450	16.258	34.519	241.6							
18	1'48.461	23.303	34.565	16.138	34.455	239.4							
19	1'48.784	23.218	34.474	16.446	34.646	242.1							

11th 12 **Jacob ROULSTONE** Red Bull GASGAS Te AUS
Runs=1 Total laps=19 Full laps=18 Valid laps=18

1	1'52.428	26.260	35.473	16.196	34.499	
2	1'48.111	23.383	34.313	16.214	34.201	242.1
3	1'48.489	23.476	34.480	16.244	34.289	240.5
4	1'47.683	23.292	34.122	16.143	34.126	240.5
5	1'47.760	23.408	34.175	16.175	34.002	243.7
6	1'47.736	23.297	34.287	16.120	34.032	247.7
7	1'48.021	23.557	34.275	16.128	34.061	245.4
8	1'48.037	23.279	34.377	16.140	34.241	247.1
9	1'48.239	23.448	34.331	16.254	34.206	240.5
10	1'48.442	23.238	34.330	16.310	34.564	243.2
11	1'48.838	23.442	34.417	16.448	34.531	237.8
12	1'48.957	23.570	34.392	16.358	34.637	234.7
13	1'48.952	23.464	34.526	16.406	34.556	236.3
14	1'48.894	23.446	34.608	16.297	34.543	237.3
15	1'49.426	23.604	34.773	16.456	34.593	237.3
16	1'49.301	23.612	34.699	16.344	34.646	236.8
17	1'48.739	23.630	34.475	16.214	34.420	238.9
18	1'48.591	23.458	34.575	16.272	34.286	243.2
19	1'48.607	23.347	34.527	16.286	34.447	243.2

12th 18 **Matteo BERTELLE** Rivacold Snipers Tea ITA
Runs=1 Total laps=19 Full laps=18 Valid laps=18

1	1'50.937	25.293	35.172	16.192	34.280	
2	1'47.944	23.204	34.645	16.091	34.004	241.6
3	1'47.454	23.112	34.223	16.127	33.992	244.3
4	1'47.267	23.067	34.101	16.138	33.961	242.6
5	1'47.295	22.926	34.176	16.166	34.027	244.8
6	1'47.549	23.213	34.181	16.148	34.007	249.4
7	1'47.445	22.986	34.064	16.158	34.237	247.7
8	1'47.747	23.155	34.331	16.139	34.122	244.3
9	1'48.006	23.106	34.320	16.268	34.312	244.8
10	1'48.402	23.758	34.356	16.170	34.118	238.9
11	1'48.091	23.241	34.463	16.220	34.167	246.0
12	1'48.480	23.234	34.432	16.229	34.585	243.7
13	1'48.966	23.465	34.585	16.348	34.568	237.3
14	1'51.593	23.539	37.027	16.450	34.577	236.8
15	1'49.180	23.330	34.730	16.359	34.761	237.8
16	1'49.775	23.356	34.894	16.517	35.008	235.2

13th 24 **Tatsuki SUZUKI** Liqui Moly Husqvarna JPN
Runs=1 Total laps=19 Full laps=18 Valid laps=18

1	1'52.545	26.451	35.098	16.488	34.508	
2	1'48.524	23.421	34.340	16.174	34.589	241.0
3	1'48.173	23.177	34.537	16.211	34.248	249.4
4	1'47.943	23.240	34.345	16.133	34.225	244.8
5	1'47.714	23.119	34.314	16.158	34.123	247.1
6	1'47.721	23.092	34.294	16.156	34.179	248.2
7	1'47.841	23.337	34.340	16.104	34.060	247.1
8	1'48.017	23.242	34.345	16.192	34.238	248.8
9	1'48.550	23.399	34.525	16.197	34.429	244.3
10	1'48.229	23.116	34.515	16.164	34.434	249.4
11	1'49.054	23.601	34.704	16.145	34.604	240.5
12	1'48.904	23.495	34.560	16.367	34.482	242.6
13	1'48.737	23.362	34.600	16.318	34.457	243.2
14	1'49.076	23.594	34.651	16.239	34.592	243.2
15	1'49.349	23.407	35.076	16.347	34.519	242.6
16	1'49.468	23.574	34.813	16.376	34.705	242.1
17	1'49.418	23.368	34.925	16.346	34.779	242.6
18	1'49.935	23.472	35.149	16.378	34.936	240.0
19	1'50.522	23.522	35.375	16.439	35.186	237.3

14th 21 **Vicente PEREZ** Red Bull KTM Ajo SPA
Runs=1 Total laps=19 Full laps=18 Valid laps=17

1	1'51.902	25.854	35.173	16.411	34.464	
2	1'49.020	23.686	34.390	16.392	34.552	244.8
3	1'49.122 *	24.059	34.547*	16.307	34.209	241.6
4	1'48.499	23.463	34.688	16.135	34.213	249.4
5	1'48.100	23.339	34.271	16.234	34.256	238.9
6	1'47.654	23.062	34.303	16.178	34.111	242.6
7	1'47.743	23.253	34.197	16.206	34.087	241.0
8	1'47.873	23.313	34.348	16.151	34.061	242.1
9	1'47.751	23.158	34.201	16.219	34.173	243.7
10	1'48.593	23.213	34.913	16.225	34.242	244.8
11	1'48.328	23.366	34.363	16.330	34.269	245.4
12	1'49.525	23.612	34.576	16.773	34.564	243.7
13	1'48.291	23.285	34.540	16.194	34.272	246.5
14	1'49.597	23.714	34.943	16.379	34.561	243.2
15	1'49.110	23.396	34.735	16.358	34.621	242.6
16	1'49.423	23.524	35.090	16.323	34.486	244.3
17	1'49.271	23.383	34.947	16.305	34.636	237.3
18	1'49.518	23.322	34.980	16.412	34.804	239.4
19	1'50.494	23.547	35.337	16.492	35.118	240.0

15th 19 **Scott OGDEN** MLav Racing GBR
Runs=1 Total laps=19 Full laps=18 Valid laps=18

1	1'51.973	25.923	35.239	16.404	34.407	
2	1'47.581	23.250	34.182	16.080	34.069	245.4
3	1'47.835	23.304	34.250	16.110	34.171	245.4
4	1'48.059	23.322	34.233	16.138	34.366	241.6
5	1'48.457	23.325	34.346	16.264	34.522	244.3
6	1'48.027	23.327	34.313	16.152	34.235	246.5

Fastest Lap: David ALONSO CFMOTO Gaviota Asp COL **1'46.985** 23.036 33.909 16.128 33.912

These data/results cannot be reproduced, stored and/or transmitted in whole or in part by any manner of electronic, mechanical, photocopying, recording, broadcasting or otherwise now known or herein after developed without the previous express consent by the copyright owner, except for reproduction in daily press and regular printed publications on sale to the public within 60 days of the event related to those data/results and always provided that copyright symbol appears together as follows below.
© DORNA, 2024

Lap	Lap Time	T1	T2	T3	T4	Speed	Lap	Lap Time	T1	T2	T3	T4	Speed
7	1'47.942	23.389	34.193	16.121	34.239	243.7	19	1'50.709	23.620	35.280	16.550	35.259	237.8
8	1'48.355	23.189	34.355	16.181	34.630	236.8	18th 72 Taiyo FURUSATO Honda Team Asia JPN Runs=1 Total laps=19 Full laps=18 Valid laps=17						243.2
9	1'48.192	23.030	34.405	16.333	34.424	242.1							1
10	1'48.798	23.446	34.584	16.201	34.567	237.8	2	1'48.597	23.553	34.431	16.086	34.527	243.2
11	1'48.783	23.400	34.473	16.336	34.574	241.6	3	1'48.857	23.378	34.640	16.171	34.668	247.7
12	1'49.353	23.493	34.766	16.671	34.423	241.0	4	1'48.592	23.291	34.601	16.143	34.557	246.5
13	1'48.949	23.388	34.662	16.316	34.583	247.7	5	1'48.499	23.491	34.404	16.178	34.426	241.6
14	1'49.110	23.472	34.771	16.300	34.567	243.2	6	1'49.120	23.251	34.958	16.313	34.598	244.8
15	1'49.515	23.319	34.960	16.385	34.851	242.1	7	1'48.824	23.431	34.506	16.264	34.623	238.9
16	1'49.615	23.321	34.988	16.424	34.882	242.6	8	1'49.036	23.331	34.413	16.443	34.849	238.4
17	1'49.699	23.534	35.099	16.383	34.683	241.6	9	1'49.181	23.378	34.568	16.390	34.845	237.8
18	1'49.754	23.289	35.200	16.340	34.925	243.7	10	1'49.285	23.508	34.615	16.424	34.738	235.2
19	1'50.204	23.315	35.213	16.690	34.986	240.5	11	1'49.213	23.497	34.684	16.384	34.648	235.2
16th 10 Nicola CARRARO LEVELUP - MTA ITA		Runs=1	Total laps=19	Full laps=18	Valid laps=18		12	1'49.368	23.487	34.567	16.402	34.912	233.7
1	1'51.106	25.446	35.144	16.192	34.324		13	1'49.443 *	23.494	34.768*	16.446	34.735	235.2
2	1'48.172	23.325	34.463	16.173	34.211	243.2	14	1'49.909	23.531	34.963	16.458	34.957	233.7
3	1'48.075	23.446	34.255	16.037	34.337	243.2	15	1'50.079	23.864	34.974	16.399	34.842	234.2
4	1'48.242	23.530	34.312	16.072	34.328	239.4	16	1'49.948	23.558	34.937	16.487	34.966	234.7
5	1'48.543	23.303	34.554	16.192	34.494	246.0	17	1'50.310	23.633	35.040	16.510	35.127	234.7
6	1'48.026	23.247	34.308	16.155	34.316	246.5	18	1'50.345	23.638	35.043	16.402	35.262	233.2
7	1'48.643	23.879	34.460	16.037	34.267	243.7	19	1'50.665	23.604	35.361	16.467	35.233	234.2
8	1'48.220	23.358	34.402	16.114	34.346	245.4	19th 70 Joshua WHATLEY MLav Racing GBR Runs=1 Total laps=19 Full laps=18 Valid laps=18						241.0
9	1'48.297	23.448	34.299	16.226	34.324	241.6							1
10	1'49.385	23.369	35.192	16.310	34.514	247.1	2	1'48.490	23.392	34.503	16.270	34.325	241.0
11	1'48.091	23.227	34.397	16.125	34.342	244.3	3	1'48.781	23.453	34.585	16.307	34.436	241.0
12	1'48.955	23.498	34.785	16.208	34.464	246.0	4	1'48.501	23.279	34.599	16.213	34.410	243.2
13	1'48.608	23.271	34.547	16.240	34.550	242.6	5	1'48.722	23.340	34.556	16.328	34.498	243.2
14	1'49.206	23.596	34.722	16.285	34.603	243.7	6	1'48.658	23.208	34.541	16.388	34.521	242.1
15	1'49.497	23.360	34.903	16.357	34.877	246.0	7	1'48.800	23.490	34.494	16.315	34.501	241.0
16	1'49.935	23.728	35.196	16.241	34.770	248.2	8	1'49.143	23.366	34.561	16.398	34.818	241.0
17	1'49.473	23.334	34.949	16.424	34.766	243.2	9	1'49.085	23.371	34.473	16.431	34.810	238.9
18	1'49.702	23.341	35.042	16.325	34.994	243.2	10	1'49.414	23.549	34.557	16.494	34.814	237.8
19	1'50.034	23.333	35.116	16.419	35.166	242.1	11	1'49.317	23.464	34.599	16.505	34.749	236.3
17th 7 Filippo FARIOLI SIC58 Squadra Corse ITA		Runs=1	Total laps=19	Full laps=18	Valid laps=17		12	1'49.454	23.451	34.610	16.461	34.932	236.3
1	1'50.878	25.127	35.005	16.066	34.680		13	1'49.558	23.481	34.726	16.551	34.800	236.8
2	1'47.860	23.437	34.257	16.030	34.136	242.6	14	1'49.784	23.479	34.733	16.492	35.080	235.2
3	1'49.107	24.426	34.299	16.031	34.351	242.6	15	1'50.323	23.726	34.911	16.505	35.181	234.7
4	1'47.942	23.370	34.120	16.080	34.372	244.3	16	1'50.591	23.646	35.030	16.617	35.298	234.2
5	1'48.058	23.307	34.104	16.284	34.363	247.1	17	1'51.227	23.798	35.156	16.747	35.526	233.2
6	1'48.045	23.227	34.320	16.140	34.358	246.0	18	1'51.759	23.986	35.272	16.755	35.746	231.2
7	1'47.975	23.218	34.256	16.138	34.363	243.7	19	1'52.819	24.217	35.701	16.841	36.060	229.7
8	1'48.326	23.384	34.320	16.200	34.422	236.8	20th 55 Noah DETTWILER CIP Green Power SWI Runs=1 Total laps=19 Full laps=18 Valid laps=18						237.7
9	1'48.714	23.309	34.606	16.323	34.476	240.0							1
10	1'49.116	23.459	34.893	16.220	34.544	243.7	2	1'49.627	23.707	34.870	16.341	34.709	232.7
11	1'48.478	23.314	34.448	16.209	34.507	243.2	3	1'49.325	23.536	34.563	16.450	34.776	235.2
12	1'49.512	23.582	34.817	16.506	34.607	244.8	4	1'49.658	23.573	34.909	16.430	34.746	234.7
13	1'48.708	23.540	34.592	16.216	34.360	246.0	5	1'48.808	23.323	34.586	16.334	34.565	236.3
14	1'49.545	23.550	34.903	16.401	34.691	246.0	6	1'49.571	23.521	34.683	16.456	34.911	240.0
15	1'49.572	23.364	34.956	16.423	34.829	245.4	7	1'49.167	23.377	34.673	16.348	34.769	234.7
16	1'49.421	23.517	34.851	16.256	34.797	243.2	8	1'49.278	23.321	34.689	16.363	34.905	235.8
17	1'49.820 *	23.426	35.050*	16.351	34.993	245.4							241.0
18	1'50.537	23.497	35.394	16.522	35.124	241.0							237.8

Fastest Lap: David ALONSO

CFMOTO Gaviota Asp COL

1'46.985

23.036

33.909

16.128

33.912

These data/results cannot be reproduced, stored and/or transmitted in whole or in part by any manner of electronic, mechanical, photocopying, recording, broadcasting or otherwise now known or herein after developed without the previous express consent by the copyright owner, except for reproduction in daily press and regular printed publications on sale to the public within 60 days of the event related to those data/results and always provided that copyright symbol appears together as follows below.

© DORNA, 2024

Official MotoGP Timing by TISSOT

www.motogp.com

Portimao, Sunday, March 24, 2024

Page 4 of 5



Race

Moto3

Lap	Lap Time	T1	T2	T3	T4	Speed	Lap	Lap Time	T1	T2	T3	T4	Speed			
9	1'49.485	23.392	34.714	16.405	34.974	234.2	23rd 58	Luca LUNETTA SIC58 Squadra Corse ITA					Runs=1	Total laps=19	Full laps=18	Valid laps=18
10	1'49.272	23.451	34.680	16.367	34.774	233.7		1	1'52.873	26.616	35.344	16.273	34.640			
11	1'49.368	23.335	34.745	16.362	34.926	234.7		2	1'48.501	23.443	34.576	16.110	34.372	245.4		
12	1'49.621	23.335	34.809	16.412	35.065	233.7		3	1'48.461	23.389	34.537	16.141	34.394	246.5		
13	1'49.398	23.427	34.720	16.359	34.892	232.7		4	2'35.031	23.161	1'20.295	16.688	34.887	245.4		
14	1'50.097	23.616	34.898	16.412	35.171	233.7		5	1'49.375	23.386	34.843	16.485	34.661	238.9		
15	1'50.074	23.491	35.103	16.450	35.030	234.2		6	1'49.405	23.398	34.833	16.443	34.731	239.4		
16	1'49.891	23.529	34.829	16.422	35.111	233.7		7	1'49.256	23.404	34.769	16.419	34.664	237.8		
17	1'50.364	23.542	35.011	16.493	35.318	233.2		8	1'49.614	23.527	34.737	16.485	34.865	239.4		
18	1'50.235	23.562	35.046	16.349	35.278	233.7		9	1'49.346	23.387	34.769	16.438	34.752	237.3		
19	1'50.544	23.595	35.089	16.358	35.502	233.7		10	1'49.820	23.978	34.832	16.396	34.614	238.4		
21st 5 Tatchakorn BUASRI Honda Team Asia THA								11	1'49.450	23.449	34.847	16.392	34.762	238.4		
Runs=1 Total laps=19 Full laps=18 Valid laps=18								12	1'49.537	23.334	34.777	16.381	35.045	238.4		
1	1'54.335	26.722	36.256	16.498	34.859			13	1'49.715	23.422	34.879	16.520	34.894	237.3		
2	1'50.030	23.792	34.928	16.497	34.813	237.8		14	1'49.726	23.400	34.950	16.415	34.961	237.8		
3	1'50.116	23.742	35.043	16.501	34.830	237.3		15	1'50.278	23.407	35.147	16.478	35.246	239.4		
4	1'49.949	23.555	34.943	16.519	34.932	237.8		16	1'50.393	23.453	35.148	16.394	35.398	238.4		
5	1'49.770	23.525	35.093	16.455	34.697	237.8		17	1'51.313	23.454	35.815	16.625	35.419	237.3		
6	1'50.143	23.819	35.149	16.488	34.687	238.4		18	1'51.238	23.576	35.732	16.485	35.445	237.8		
7	1'49.389	23.721	34.746	16.361	34.561	236.3	19	1'51.504	23.705	35.667	16.599	35.533	237.3			
8	1'49.112	23.418	34.738	16.326	34.630	241.0	24th 54 Riccardo ROSSI CIP Green Power ITA									
9	1'49.763	23.588	34.912	16.443	34.820	236.8	Runs=1 Total laps=14 Full laps=13 Valid laps=13									
10	1'49.466	23.518	34.807	16.396	34.745	237.8	1	1'49.173								
11	1'49.818	23.535	34.926	16.542	34.815	237.3	2	1'47.514								
12	1'50.347	23.581	35.144	16.528	35.094	237.3	3	1'47.802								
13	1'50.420	23.566	35.146	16.529	35.179	235.8	4	1'47.273								
14	1'50.854	23.603	35.452	16.535	35.264	235.8	5	1'47.628								
15	1'51.083	23.668	35.502	16.521	35.392	234.7	6	1'47.399								
16	1'51.262	23.659	35.563	16.633	35.407	234.7	7	1'47.242								
17	1'52.000	23.789	35.721	16.756	35.734	235.2	8	1'47.295								
18	1'52.588	23.770	36.109	16.826	35.883	234.7	9	1'48.092								
19	1'52.244	23.967	35.869	16.714	35.694	232.2	10	1'49.863								
22nd 71 Hamad AL SAHOUT Rivacold Snipers Tea QAT							11	1'49.224								
Runs=1 Total laps=19 Full laps=18 Valid laps=18							12	1'49.303								
1	1'54.816	27.116	35.665	16.919	35.116		13	1'50.142								
2	1'50.886	24.013	35.155	16.631	35.087	240.0	14	1'50.491								
3	1'50.832	24.025	35.153	16.791	34.863	237.3	25th 6 Ryusei YAMANAKA MT Helmets - MSI JPN									
4	1'50.423	23.766	34.997	16.553	35.107	241.6	Runs=1 Total laps=0 Full laps=0 Valid laps=0									
5	1'49.874	23.583	34.832	16.552	34.907	242.1	unfinished 26.061 35.071									
6	1'50.806	23.730	35.118	16.693	35.265	241.0	26th 36 Angel PIQUERAS Leopard Racing SPA									
7	1'50.588	23.808	35.043	16.794	34.943	236.8	Runs=1 Total laps=0 Full laps=0 Valid laps=0									
8	1'51.703	24.310	35.434	16.714	35.245	238.4	unfinished 26.211 34.986									
9	1'51.467	23.960	35.310	16.908	35.289	236.3										
10	1'51.725	24.398	35.199	16.869	35.259	235.8										
11	1'51.141	23.949	35.254	16.770	35.168	236.8										
12	1'51.456	23.973	35.157	16.959	35.367	236.3										
13	1'51.405	23.989	35.323	16.795	35.298	236.3										
14	1'51.460	23.893	35.416	16.825	35.326	237.8										
15	1'51.310	23.734	35.386	16.780	35.410	236.3										
16	1'52.084	24.057	35.547	16.909	35.571	236.8										
17	1'52.380	24.091	35.823	17.029	35.437	235.8										
18	1'52.153	24.040	35.686	16.827	35.600	235.2										
19	1'52.722	24.206	35.875	16.860	35.781	234.7										

Fastest Lap: David ALONSO CFMOTO Gaviota Asp COL **1'46.985** 23.036 33.909 16.128 33.912

These data/results cannot be reproduced, stored and/or transmitted in whole or in part by any manner of electronic, mechanical, photocopying, recording, broadcasting or otherwise now known or herein after developed without the previous express consent by the copyright owner, except for reproduction in daily press and regular printed publications on sale to the public within 60 days of the event related to those data/results and always provided that copyright symbol appears together as follows below.
© DORNA, 2024



GRANDE PRÉMIO TISSOT DE PORTUGAL

Race Analysis by Lap

35

Num Lap Time Gap

Lap 1

99	1'48.452	
96	1'48.974	0.522
80	1'49.019	0.567
54	1'49.173	0.721
66	1'49.247	0.795
48	1'49.413	0.961
78	1'49.626	1.174
82	1'50.199	1.747
95	1'50.330	1.878
64	1'50.437	1.985
7	1'50.878	2.426
18	1'50.937	2.485
10	1'51.106	2.654
31	1'51.792	3.340
21	1'51.902	3.450
19	1'51.973	3.521
12	1'52.428	3.976
72	1'52.518	4.066
24	1'52.545	4.093
58	1'52.873	4.421
70	1'53.212	4.760
5	1'54.335	5.883
71	1'54.816	6.364
55	1'57.316	8.864

Lap 2

99	1'47.838	
80	1'47.580	0.309
96	1'47.668	0.352
54	1'47.514	0.397
66	1'47.485	0.442
48	1'47.512	0.635
78	1'47.611	0.947
95	1'47.507	1.547
64	1'47.728	1.875
82	1'48.009	1.918
7	1'47.860	2.448
18	1'47.944	2.591
10	1'48.172	2.988
31	1'47.558	3.060
19	1'47.581	3.264
12	1'48.111	4.249
21	1'49.020	4.632
24	1'48.524	4.779
72	1'48.597	4.825
58	1'48.501	5.084
70	1'48.490	5.412
5	1'50.030	8.075
71	1'50.886	9.412
55	1'49.627	10.653

Lap 3

99	1'47.815	
96	1'47.777	0.314
54	1'47.802	0.384
66	1'47.846	0.473
48	1'47.750	0.570
80	1'48.300	0.794

78	1'47.721	0.853
95	1'47.429	1.161
64	1'47.311	1.371
82	1'47.482	1.585
18	1'47.454	2.230
31	1'47.923	3.168
10	1'48.075	3.248
19	1'47.835	3.284
7	1'49.107	3.740
12	1'48.489	4.923
24	1'48.173	5.137
58	1'48.461	5.730
72	1'48.857	5.867
21	1'49.122	5.939
70	1'48.781	6.378
5	1'50.116	10.376
55	1'49.325	12.163
71	1'50.832	12.429

Lap 4

99	1'47.191	
96	1'47.256	0.379
54	1'47.273	0.466
48	1'47.204	0.583
80	1'47.048	0.651
66	1'47.526	0.808
78	1'47.612	1.274
64	1'47.133	1.313
95	1'47.637	1.607
82	1'47.321	1.715
18	1'47.267	2.306
31	1'48.130	4.107
19	1'48.059	4.152
10	1'48.242	4.299
7	1'47.942	4.491
12	1'47.683	5.415
24	1'47.943	5.889
21	1'48.499	7.247
72	1'48.592	7.268
70	1'48.501	7.688
5	1'49.949	13.134
55	1'49.658	14.630
71	1'50.423	15.661
58	2'35.031	53.570

Lap 5

99	1'47.394	
96	1'47.396	0.381
48	1'47.327	0.516
80	1'47.335	0.592
54	1'47.628	0.700
66	1'47.388	0.802
95	1'47.540	1.753
64	1'47.842	1.761
82	1'47.645	1.966
78	1'48.098	1.978
18	1'47.295	2.207
31	1'48.290	5.003
7	1'48.058	5.155
19	1'48.457	5.215

10	1'48.543	5.448
12	1'47.760	5.781
24	1'47.714	6.209
21	1'48.100	7.953
72	1'48.499	8.373
70	1'48.722	9.016
5	1'49.770	15.510
55	1'48.808	16.044
71	1'49.874	18.141
58	1'49.375	55.551

Lap 6

99	1'47.293	
80	1'46.985	0.284
96	1'47.421	0.509
48	1'47.372	0.595
54	1'47.399	0.806
66	1'47.359	0.868
95	1'47.200	1.660
64	1'47.811	2.279
82	1'47.619	2.292
18	1'47.549	2.463
78	1'48.084	2.769
31	1'48.146	5.856
7	1'48.045	5.907
19	1'48.027	5.949
10	1'48.026	6.181
12	1'47.736	6.224
24	1'47.721	6.637
21	1'47.654	8.314
72	1'49.120	10.200
70	1'48.658	10.381
55	1'49.571	18.322
5	1'50.143	18.360
71	1'50.806	21.654
58	1'49.405	57.663

Lap 7

99	1'47.300	
80	1'47.239	0.223
96	1'47.167	0.376
48	1'47.220	0.515
54	1'47.242	0.748
66	1'47.262	0.830
95	1'46.992	1.352
82	1'47.493	2.485
18	1'47.445	2.608
78	1'47.285	2.754
64	1'47.792	2.771
7	1'47.975	6.582
19	1'47.942	6.591
31	1'48.247	6.803
12	1'48.021	6.945
24	1'47.841	7.178
10	1'48.643	7.524
21	1'47.743	8.757
72	1'48.824	11.724
70	1'48.800	11.881
55	1'49.167	20.189
5	1'49.389	20.449

71	1'50.588	24.942
58	1'49.256	59.619

Lap 8

99	1'47.457	
96	1'47.261	0.180
80	1'47.511	0.277
48	1'47.327	0.385
54	1'47.295	0.586
66	1'47.347	0.720
95	1'47.232	1.127
82	1'47.686	2.714
18	1'47.747	2.898
64	1'47.718	3.032
78	1'47.764	3.061
7	1'48.326	7.451
19	1'48.355	7.489
12	1'48.037	7.525
24	1'48.017	7.738
10	1'48.220	8.287
31	1'48.983	8.329
21	1'47.873	9.173
72	1'49.036	13.303
70	1'49.143	13.567
55	1'49.278	22.010
5	1'49.112	22.104
71	1'51.703	29.188
58	1'49.614	1'01.776

Lap 9

99	1'47.752	
96	1'47.794	0.222
48	1'47.674	0.307
80	1'47.934	0.459
54	1'48.092	0.926
95	1'47.660	1.035
66	1'48.127	1.095
18	1'48.006	3.152
78	1'47.868	3.177
82	1'48.255	3.217
64	1'48.189	3.469
19	1'48.192	7.929
12	1'48.239	8.012
7	1'48.714	8.413
24	1'48.550	8.536
31	1'47.989	8.566
10	1'48.297	8.832
21	1'47.751	9.172
72	1'49.181	14.732
70	1'49.085	14.900
55	1'49.485	23.743
5	1'49.763	24.115
71	1'51.467	32.903
58	1'49.346	1'03.370

Lap 10

80	1'47.559	
99	1'48.063	0.045
48	1'47.825	0.114
96	1'47.983	0.187

95	1'47.382	0.399
66	1'47.391	0.468
54	1'49.863	2.771
78	1'47.695	2.854
82	1'47.807	3.006
64	1'47.919	3.370
18	1'48.402	3.536
12	1'48.442	8.436
19	1'48.798	8.709
24	1'48.229	8.747
31	1'48.327	8.875
7	1'49.116	9.511
21	1'48.593	9.747
10	1'49.385	10.199
72	1'49.285	15.999
70	1'49.414	16.296
55	1'49.272	24.997
5	1'49.466	25.563
71	1'51.725	36.610
58	1'49.820	1'05.172

Lap 11

80	1'47.720	
96	1'47.992	0.459
48	1'48.456	0.850
99	1'48.583	0.908
95	1'48.383	1.062
66	1'48.370	1.118
78	1'47.588	2.722
82	1'47.681	2.967
64	1'48.025	3.675
18	1'48.091	3.907
54	1'49.224	4.275
12	1'48.838	9.554
19	1'48.783	9.772
31	1'48.877	10.032
24	1'49.054	10.081
7	1'48.478	10.269
21	1'48.328	10.355
10	1'48.091	10.570
72	1'49.213	17.492
70	1'49.317	17.893
55	1'49.368	26.645
5	1'49.818	27.661
71	1'51.141	40.031
58	1'49.450	1'06.902

Lap 12

80	1'47.668	
96	1'47.606	0.397
99	1'47.382	0.622
48	1'47.874	1.056
95	1'47.819	1.213
66	1'47.832	1.282
78	1'47.722	2.776
82	1'47.666	2.965
18	1'48.480	4.719
64	1'48.718	4.725
54	1'49.303	5.910
12	1'48.957	10.843

Lapped rider

These data/results cannot be reproduced, stored and/or transmitted in whole or in part by any manner of electronic, mechanical, photocopying, recording, broadcasting or otherwise now known or herein after developed without the previous express consent by the copyright owner, except for reproduction in daily press and regular printed publications on sale to the public within 60 days of the event related to those data/results and always provided that copyright symbol appears together as follows below.
© DORNA, 2024



Num Lap Time Gap

31	1'48.673	11.037	48	1'47.908	0.512
24	1'48.904	11.317	66	1'47.966	0.615
19	1'49.353	11.457	78	1'48.332	3.054
10	1'48.955	11.857	82	1'48.382	3.060
7	1'49.512	12.113	18	1'49.180	10.631
21	1'49.525	12.212	64	1'50.300	10.821
72	1'49.368	19.192	12	1'49.426	14.288
70	1'49.454	19.679	31	1'49.463	14.494
55	1'49.621	28.598	24	1'49.349	14.652
5	1'50.347	30.340	19	1'49.515	15.204
71	1'51.456	43.819	10	1'49.497	15.341
58	1'49.537	1'08.771	21	1'49.110	15.383

Lap 13

80	1'47.597		7	1'49.572	16.111
99	1'47.447	0.472	72	1'50.079	24.796
96	1'47.772	0.572	70	1'50.323	25.517
48	1'47.527	0.986	55	1'50.074	34.340
95	1'47.531	1.147	5	1'51.083	38.870
66	1'47.514	1.199	71	1'51.310	54.167
78	1'47.685	2.864	58	1'50.278	1'14.663

Lap 16

96	1'48.353		7	1'49.421	17.179
99	1'48.163	0.046	72	1'49.948	26.391
80	1'48.389	0.183	70	1'50.591	27.755
66	1'47.996	0.258	55	1'49.891	35.878
95	1'48.362	0.429	5	1'51.262	41.779
48	1'48.427	0.586	71	1'52.084	57.898
78	1'48.306	3.007	58	1'50.393	1'16.703
82	1'48.542	3.249			
18	1'49.775	12.053			
64	1'49.637	12.105			
12	1'49.301	15.236			
31	1'49.167	15.308			
24	1'49.468	15.767			
21	1'49.423	16.453			
19	1'49.615	16.466			
10	1'49.935	16.923			

Lap 17

96	1'48.708		7	1'49.820	18.291
99	1'49.025	0.363	72	1'50.310	27.993
66	1'48.859	0.409	70	1'51.227	30.274
80	1'48.937	0.412	55	1'50.364	37.534
48	1'48.589	0.467	5	1'52.000	45.071
95	1'49.009	0.730	71	1'52.380	1'01.570
82	1'48.597	3.138	58	1'51.313	1'19.308
78	1'49.650	3.949			
64	1'49.820	13.217			
18	1'49.895	13.240			
31	1'48.550	15.150			
12	1'48.739	15.267			
24	1'49.418	16.477			
21	1'49.271	17.016			
19	1'49.699	17.457			
10	1'49.473	17.688			

Lap 18

96	1'48.176		7	1'50.537	20.652
99	1'47.940	0.127	72	1'50.345	30.162
48	1'48.388	0.679	70	1'51.759	33.857
80	1'48.774	1.010	55	1'50.235	39.593
95	1'48.612	1.166	5	1'52.588	49.483
66	1'49.032	1.265	71	1'52.153	1'05.547
82	1'48.845	3.807	58	1'51.238	1'22.370
78	1'48.902	4.675			
64	1'49.895	14.936			
18	1'49.966	15.030			
31	1'48.461	15.435			
12	1'48.591	15.682			
24	1'49.935	18.236			
21	1'49.518	18.358			
19	1'49.754	19.035			
10	1'49.702	19.214			

Lap 19

96	1'48.076		7	1'50.709	23.285
99	1'47.993	0.044	72	1'50.665	32.751
48	1'48.217	0.820	70	1'52.819	38.600
80	1'49.284	2.218	55	1'50.544	42.061
66	1'49.057	2.246	5	1'52.244	53.651
95	1'49.173	2.263	71	1'52.722	1'10.193
82	1'48.768	4.499	58	1'51.504	1'25.798
78	1'48.831	5.430			
64	1'49.158	16.018			
31	1'48.784	16.143			
12	1'48.607	16.213			
18	1'49.803	16.757			
24	1'50.522	20.682			
21	1'50.494	20.776			
19	1'50.204	21.163			
10	1'50.034	21.172			

Lap 14

80	1'47.868		7	1'49.545	14.901
96	1'47.328	0.032	72	1'49.909	23.079
99	1'47.477	0.081	70	1'49.784	23.556
95	1'47.590	0.869	55	1'50.097	32.628
48	1'47.848	0.966	5	1'50.854	36.149
66	1'47.680	1.011	71	1'51.460	51.219
82	1'47.807	3.040	58	1'49.726	1'12.747
78	1'48.088	3.084			
64	1'50.646	8.883			
18	1'51.593	9.813			
54	1'50.491	11.078			
12	1'48.894	13.224			
31	1'48.877	13.393			
24	1'49.076	13.665			
19	1'49.110	14.051			
10	1'49.206	14.206			
21	1'49.597	14.635			

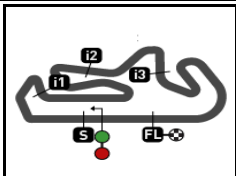
Lap 15

96	1'48.330		7	1'49.545	14.901
80	1'48.509	0.147	72	1'49.909	23.079
99	1'48.517	0.236	70	1'49.784	23.556
95	1'47.913	0.420	55	1'50.097	32.628

 Lapped rider

These data/results cannot be reproduced, stored and/or transmitted in whole or in part by any manner of electronic, mechanical, photocopying, recording, broadcasting or otherwise now known or herein after developed without the previous express consent by the copyright owner, except for reproduction in daily press and regular printed publications on sale to the public within 60 days of the event related to those data/results and always provided that copyright symbol appears together as follows below.

© DORNA, 2024



4592 m.

GRANDE PRÉMIO TISSOT DE PORTUGAL

2024 Rookie of the Year Classification

Moto3™

36

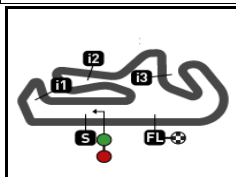
Rider	Nation	Points	Leader	Previous	QAT	POR	AME	SPA	FRA	CAT	ITA	KAZ	NED	GER	GBR	AUT	ARA	RSM	IND	INA	JPN	AUS	THA	MAL	VAL
1 ESTEBAN Joel	SPA	13			5	8																			
2 ROULSTONE Jacob	AUS	11	2	2	6	5																			
3 PIQUERAS Angel	SPA	4	9	7	4	-																			
4 LUNETTA Luca	ITA	1	12	3	1	-																			

These data/results cannot be reproduced, stored and/or transmitted in whole or in part by any manner of electronic, mechanical, photocopying, recording, broadcasting or otherwise now known or herein after developed without the previous express consent by the copyright owner, except for reproduction in daily press and regular printed publications on sale to the public within 60 days of the event related to those data/results and always provided that copyright symbol appears together as follows below.
© DORNA, 2024

Official MotoGP Timing by 
www.motogp.com

Portimao, Sunday, March 24, 2024





4592 m.

2024 Riders Performance

(Qualifying Position - Starting Position - Race Position)

37

Rider	Points	QAT	POR	AME	SPA	FRA	CAT	ITA	KAZ	NED	GER	GBR	AUT	ARA	RSM	IND	INA	JPN	AUS	THA	MAL	
1 HOLGADO Daniel	45	1	4																			
		1-2	4-1	-	-	-	-	-	-	-	-	-	-	-	-	-	-	-	-	-	-	-
2 ALONSO David	38	8	3																			
		8-1	3-4	-	-	-	-	-	-	-	-	-	-	-	-	-	-	-	-	-	-	-
3 ORTOLA Ivan	23	2	7																			
		2-9	7-3	-	-	-	-	-	-	-	-	-	-	-	-	-	-	-	-	-	-	-
4 VEIJER Collin	21	10	6																			
		10-5	6-6	-	-	-	-	-	-	-	-	-	-	-	-	-	-	-	-	-	-	-
5 RUEDA Jose Antonio	20	3	1																			
		3-NC	1-2	-	-	-	-	-	-	-	-	-	-	-	-	-	-	-	-	-	-	-
6 KELSO Joel	19	6	2																			
		6-8	2-5	-	-	-	-	-	-	-	-	-	-	-	-	-	-	-	-	-	-	-
7 NEPA Stefano	19	16	10																			
		16-6	10-7	-	-	-	-	-	-	-	-	-	-	-	-	-	-	-	-	-	-	-
8 FURUSATO Taiyo	16	18	21																			
		18-3	21-18	-	-	-	-	-	-	-	-	-	-	-	-	-	-	-	-	-	-	-
9 ROSSI Riccardo	13	7	5																			
		7-4	5-NC	-	-	-	-	-	-	-	-	-	-	-	-	-	-	-	-	-	-	-
10 ESTEBAN Joel	13	23	11																			
		23-11	11-8	-	-	-	-	-	-	-	-	-	-	-	-	-	-	-	-	-	-	-
11 SUZUKI Tatsuki	12	19	20																			
		19-7	20-13	-	-	-	-	-	-	-	-	-	-	-	-	-	-	-	-	-	-	-
12 ROULSTONE Jacob	11	17	14																			
		17-10	14-11	-	-	-	-	-	-	-	-	-	-	-	-	-	-	-	-	-	-	-
13 MUÑOZ David	7	13	13																			
		26-16	13-9	-	-	-	-	-	-	-	-	-	-	-	-	-	-	-	-	-	-	-

NC=Not classified NL=Not finished first lap NP=Not started race re-start N2=Not finished first lap race re-start EX=Excluded NS=Not Started DS=Disqualified

These data/results cannot be reproduced, stored and/or transmitted in whole or in part by any manner of electronic, mechanical, photocopying, recording, broadcasting or otherwise now known or herein after developed without the previous express consent by the copyright owner, except for reproduction in daily press and regular printed publications on sale to the public within 60 days of the event related to those data/results and always provided that copyright symbol appears together as follows below.
© DORNA, 2024

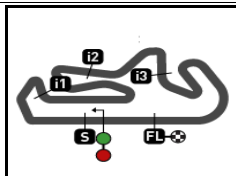
Rider	Points	QAT	POR	AME	SPA	FRA	CAT	ITA	KAZ	NED	GER	GBR	AUT	ARA	RSM	IND	INA	JPN	AUS	THA	MAL
14 FERNANDEZ Adrian	6	4	15																		
		4-NC	15-10	-	-	-	-	-	-	-	-	-	-	-	-	-	-	-	-	-	-
15 PIQUERAS Angel	4	12	19																		
		12-12	19-NC	-	-	-	-	-	-	-	-	-	-	-	-	-	-	-	-	-	-
16 BERTELLE Matteo	4	5	12																		
		5-NC	12-12	-	-	-	-	-	-	-	-	-	-	-	-	-	-	-	-	-	-
17 OGDEN Scott	4	20	9																		
		20-13	9-15	-	-	-	-	-	-	-	-	-	-	-	-	-	-	-	-	-	-
18 CARRARO Nicola	2	22	16																		
		22-14	16-16	-	-	-	-	-	-	-	-	-	-	-	-	-	-	-	-	-	-
19 PEREZ Vicente	2	9	18																		
		9-NC	18-14	-	-	-	-	-	-	-	-	-	-	-	-	-	-	-	-	-	-
20 LUNETTA Luca	1	14	25																		
		14-15	25-23	-	-	-	-	-	-	-	-	-	-	-	-	-	-	-	-	-	-
21 DETTWILER Noah	0	25	26																		
		25-17	26-20	-	-	-	-	-	-	-	-	-	-	-	-	-	-	-	-	-	-
22 FARIOLI Filippo	0	11	8																		
		11-NC	8-17	-	-	-	-	-	-	-	-	-	-	-	-	-	-	-	-	-	-
23 WHATLEY Joshua	0	21	22																		
		21-18	22-19	-	-	-	-	-	-	-	-	-	-	-	-	-	-	-	-	-	-
24 BUASRI Tatchakorn	0	24	23																		
		24-19	23-21	-	-	-	-	-	-	-	-	-	-	-	-	-	-	-	-	-	-
25 AL SAHOUTI Hamad	0		24																		
		-	24-22	-	-	-	-	-	-	-	-	-	-	-	-	-	-	-	-	-	-
26 YAMANAKA Ryusei	0	15	17																		
		15-NC	17-NC	-	-	-	-	-	-	-	-	-	-	-	-	-	-	-	-	-	-

NC=Not classified NL=Not finished first lap NP=Not started race re-start N2=Not finished first lap race re-start EX=Excluded NS=Not Started DS=Disqualified

These data/results cannot be reproduced, stored and/or transmitted in whole or in part by any manner of electronic, mechanical, photocopying, recording, broadcasting or otherwise now known or herein after developed without the previous express consent by the copyright owner, except for reproduction in daily press and regular printed publications on sale to the public within 60 days of the event related to those data/results and always provided that copyright symbol appears together as follows below.
© DORNA, 2024

Official MotoGP Timing by **TISSOT**
www.motogp.com





4592 m.

GRANDE PRÉMIO TISSOT DE PORTUGAL
Official Starting Grid

Race : 19 laps = 87.248 km



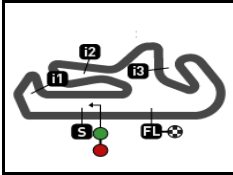
1	1 1'46.379 99 Jose Antonio RUEDA KTM	2 1'46.438 66 Joel KELSO KTM	3 1'46.497 80 David ALONSO CFMOTO
2	4 1'46.547 96 Daniel HOLGADO GASGAS	5 1'46.817 54 Riccardo ROSSI KTM	6 1'46.874 95 Collin VEIJER Husqvarna
3	7 1'46.949 48 Ivan ORTOLA KTM	8 1'47.030 7 Filippo FARIOLI Honda	9 1'47.173 19 Scott OGDEN Honda
4	10 1'47.207 82 Stefano NEPA KTM	11 1'47.336 78 Joel ESTEBAN CFMOTO	12 1'47.366 18 Matteo BERTELLE Honda
5	13 1'47.394 64 David MUÑOZ KTM	14 1'47.463 12 Jacob ROULSTONE GASGAS	15 1'47.500 31 Adrian FERNANDEZ Honda
6	16 1'47.694 10 Nicola CARRARO KTM	17 1'47.871 6 Ryusei YAMANAKA KTM	18 1'47.999 21 Vicente PEREZ KTM
7	19 1'48.359 36 Angel PIQUERAS Honda	20 1'48.381 24 Tatsuki SUZUKI Husqvarna	21 1'48.439 72 Taiyo FURUSATO Honda
8	22 1'48.498 70 Joshua WHATLEY Honda	23 1'50.313 5 Tatchakorn BUASRI Honda	24 1'51.625 71 Hamad AL SAHOUTI Honda

The results are provisional until the end of the limit for protest and appeals and until the ratification of the Event Management Committee.

Time limit for protest expires 60' at the latest after publication of the results - Time:

These data/results cannot be reproduced, stored and/or transmitted in whole or in part by any manner of electronic, mechanical, photocopying, recording, broadcasting or otherwise now known or herein after developed without the previous express consent by the copyright owner, except for reproduction in daily press and regular printed publications on sale to the public within 60 days of the event related to those data/results and always provided that copyright symbol appears together as follows below.

© DORNA, 2024



GRANDE PRÉMIO TISSOT DE PORTUGAL Official Starting Grid

4592 m.

Race : 19 laps = 87.248 km

9

25
1'48.408
58 Luca LUNETTA
Honda

26
1'48.990
55 Noah DETTWILER
KTM

The results are provisional until the end of the limit for protest and appeals and until the ratification of the Event Management Committee.

Time limit for protest expires 60' at the latest after publication of the results - Time:

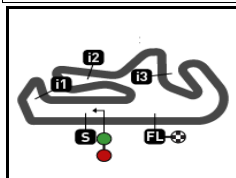
These data/results cannot be reproduced, stored and/or transmitted in whole or in part by any manner of electronic, mechanical, photocopying, recording, broadcasting or otherwise now known or herein after developed without the previous express consent by the copyright owner, except for reproduction in daily press and regular printed publications on sale to the public within 60 days of the event related to those data/results and always provided that copyright symbol appears together as follows below.

© DORNA, 2024

Official MotoGP Timing by **TISSOT**
www.motogp.com

Portimao, Sunday, March 24, 2024





4592 m.

GRANDE PRÉMIO TISSOT DE PORTUGAL

Race

Top Speed & Average



Rider	Nation	Motorcycle	Top 5 speeds					Average	Top
48 Ivan ORTOLA	SPA	KTM	251.7	250.0	249.4	248.8	248.8	249.7	251.7
96 Daniel HOLGADO	SPA	GASGAS	251.7	249.4	248.8	248.2	247.7	249.2	251.7
66 Joel KELSO	AUS	KTM	251.1	250.5	250.5	250.5	250.5	250.6	251.1
80 David ALONSO	COL	CFMOTO	250.5	250.5	250.0	248.8	248.8	249.7	250.5
18 Matteo BERTELLE	ITA	HONDA	249.4	247.7	246.0	244.8	244.8	246.5	249.4
21 Vicente PEREZ	SPA	KTM	249.4	246.5	245.4	244.8	244.8	246.2	249.4
24 Tatsuki SUZUKI	JPN	HUSQVARNA	249.4	249.4	248.8	248.2	247.1	248.3	249.4
64 David MUÑOZ	SPA	KTM	249.4	249.4	248.2	247.7	247.7	248.5	249.4
78 Joel ESTEBAN	SPA	CFMOTO	249.4	249.4	247.1	246.0	244.8	247.3	249.4
95 Collin VEIJER	NED	HUSQVARNA	249.4	249.4	248.8	248.8	248.2	248.8	249.4
10 Nicola CARRARO	ITA	KTM	248.2	247.1	246.5	246.0	246.0	246.6	248.2
82 Stefano NEPA	ITA	KTM	248.2	248.2	247.7	247.7	247.7	247.9	248.2
12 Jacob ROULSTONE	AUS	GASGAS	247.7	247.1	245.4	243.7	243.2	244.8	247.7
19 Scott OGDEN	GBR	HONDA	247.7	246.5	245.4	245.4	244.3	245.9	247.7
72 Taiyo FURUSATO	JPN	HONDA	247.7	246.5	244.8	243.2	241.6	244.8	247.7
7 Filippo FARIOLI	ITA	HONDA	247.1	246.0	246.0	246.0	245.4	246.0	247.1
31 Adrian FERNANDEZ	SPA	HONDA	246.5	246.5	246.0	245.4	243.7	245.1	246.5
58 Luca LUNETTA	ITA	HONDA	246.5	245.4	245.4	239.4	239.4	242.6	246.5
99 Jose Antonio RUEDA	SPA	KTM	245.4	244.8	243.2	242.6	242.6	243.7	245.4
70 Joshua WHATLEY	GBR	HONDA	243.2	243.2	242.1	241.0	241.0	241.8	243.2
71 Hamad AL SAHOUTI	QAT	HONDA	242.1	241.6	241.0	240.0	238.4	240.6	242.1
5 Tatchakorn BUASRI	THA	HONDA	241.0	238.4	237.8	237.8	237.8	238.4	241.0
55 Noah DETTWILER	SWI	KTM	240.0	236.3	235.8	235.2	234.7	235.9	240.0

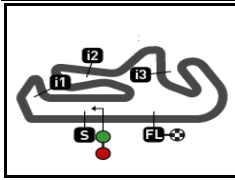
These data/results cannot be reproduced, stored and/or transmitted in whole or in part by any manner of electronic, mechanical, photocopying, recording, broadcasting or otherwise now known or herein after developed without the previous express consent by the copyright owner, except for reproduction in daily press and regular printed publications on sale to the public within 60 days of the event related to those data/results and always provided that copyright symbol appears together as follows below.

© DORNA, 2024

Official MotoGP Timing by TISSOT
www.motogp.com




Portimao, Sunday, March 24, 2024



4592 m.

GRANDE PRÉMIO TISSOT DE PORTUGAL
Race
Fastest Laps Sequence

<i>Lap</i>	<i>Race Time</i>	 <i>Rider</i>	<i>Nation</i>	<i>Motorcycle</i>	<i>Time</i>	<i>Km/h</i>	<i>Riders's Lap</i>
2	3'36.290	99 Jose Antonio RUEDA	SPA	KTM	1'47.838	153.2	2
2	3'36.599	80 David ALONSO	COL	CFMOTO	1'47.580	153.6	2
2	3'36.687	54 Riccardo ROSSI	ITA	KTM	1'47.514	153.7	2
2	3'36.732	66 Joel KELSO	AUS	KTM	1'47.485	153.8	2
3	5'25.266	95 Collin VEIJER	NED	HUSQVARNA	1'47.429	153.8	3
3	5'25.476	64 David MUÑOZ	SPA	KTM	1'47.311	154.0	3
4	7'11.296	99 Jose Antonio RUEDA	SPA	KTM	1'47.191	154.2	4
4	7'11.947	80 David ALONSO	COL	CFMOTO	1'47.048	154.4	4
6	10'46.267	80 David ALONSO	COL	CFMOTO	1'46.985	154.5	6

These data/results cannot be reproduced, stored and/or transmitted in whole or in part by any manner of electronic, mechanical, photocopying, recording, broadcasting or otherwise now known or herein after developed without the previous express consent by the copyright owner, except for reproduction in daily press and regular printed publications on sale to the public within 60 days of the event related to those data/results and always provided that copyright symbol appears together as follows below.

© DORNA, 2024