

Circuito de Jerez - Ángel Nieto 4423 m.

CLASSIFICATION

ESTRELLA GALICIA O,O GRAND PRIX OF SPAIN FREE PRACTICE NR. 1

#	Rider	Nation	Team	Motorcycle	Time	Lap Total	Gap	T. Speed
1	49 Fabio DI GIANNANTONIO	ITA	Pertamina Enduro VR46 Racing Team	DUCATI	1'36.954	16 19		297.5
2	21 Franco MORBIDELLI	ITA	Pertamina Enduro VR46 Racing Team	DUCATI	1'37.242	18 18	0.288 0.288	295.0
3	73 Alex MARQUEZ	SPA	BK8 Gresini Racing MotoGP	DUCATI	1'37.332	5 17	0.378 0.090	294.2
4	72 Marco BEZZECCHI	ITA	Aprilia Racing	APRILIA	1'37.347	11 20	0.393 0.015	299.1
5	93 Marc MARQUEZ	SPA	Ducati Lenovo Team	DUCATI	1'37.496	6 20	0.542 0.149	297.5
6	25 Raul FERNANDEZ	SPA	Trackhouse MotoGP Team	APRILIA	1'37.510	15 17	0.556 0.014	291.1
7	43 Jack MILLER	AUS	Prima Pramac Yamaha MotoGP	YAMAHA	1'37.516	16 16	0.562 0.006	294.2
8	37 Pedro ACOSTA	SPA	Red Bull KTM Factory Racing	KTM	1'37.560	16 18	0.606 0.044	298.3
9	5 Johann ZARCO	FRA	Castrol Honda LCR	HONDA	1'37.603	20 21	0.649 0.043	298.3
10	89 Jorge MARTIN	SPA	Aprilia Racing	APRILIA	1'37.674	18 18	0.720 0.071	298.3
11	63 Francesco BAGNAIA	ITA	Ducati Lenovo Team	DUCATI	1'37.684	9 17	0.730 0.010	295.0
12	33 Brad BINDER	RSA	Red Bull KTM Factory Racing	KTM	1'37.701	18 19	0.747 0.017	299.1
13	11 Diogo MOREIRA	BRA	Pro Honda LCR	HONDA	1'37.717	17 17	0.763 0.016	295.8
14	36 Joan MIR	SPA	Honda HRC Castrol	HONDA	1'37.728	9 16	0.774 0.011	295.0
15	7 Toprak RAZGATLIOGLU	TUR	Prima Pramac Yamaha MotoGP	YAMAHA	1'37.831	12 14	0.877 0.103	291.8
16	54 Fermin ALDEGUER	SPA	BK8 Gresini Racing MotoGP	DUCATI	1'37.964	5 16	1.010 0.133	295.8
17	10 Luca MARINI	ITA	Honda HRC Castrol	HONDA	1'38.007	6 18	1.053 0.043	299.1
18	23 Enea BASTIANINI	ITA	Red Bull KTM Tech3	KTM	1'38.153	16 17	1.199 0.146	297.5
19	79 Ai OGURA	JPN	Trackhouse MotoGP Team	APRILIA	1'38.209	20 20	1.255 0.056	294.2
20	20 Fabio QUARTARARO	FRA	Monster Energy Yamaha MotoGP Team	YAMAHA	1'38.221	5 16	1.267 0.012	294.2
21	42 Alex RINS	SPA	Monster Energy Yamaha MotoGP Team	YAMAHA	1'38.320	15 17	1.366 0.099	296.7
22	32 Lorenzo SAVADORI	ITA	Aprilia Racing	APRILIA	1'38.520	5 15	1.566 0.200	294.2
23	47 Augusto FERNANDEZ	SPA	Yamaha Factory Racing	YAMAHA	1'38.579	16 18	1.625 0.059	292.6

Practice condition: **Dry**

Air: 17°

Humidity: 72%

Ground: 21°

Fastest Lap:	Lap: 16	Fabio DI GIANNANTONIO	1'36.954	164.2 Km/h
Best Race Lap:	2025	Alex MARQUEZ	1'37.349	163.5 Km/h
All-Time Lap Record:	2025	Fabio QUARTARARO	1'35.610	166.5 Km/h

The results are provisional until the end of the limit for protest and appeals.

Time limit for protest expires 60' after publication of the results - Time: **11:45**

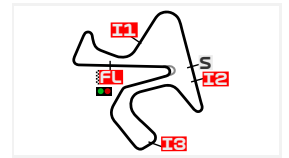
These data/results cannot be reproduced, stored and/or transmitted in whole or in part by any manner of electronic, mechanical, photocopying, recording, broadcasting or otherwise now known or herein after developed without the previous express consent by the copyright owner, except for reproduction in daily press and regular printed publications on sale to the public within 60 days of the event related to those data/results and always provided that copyright symbol appears together as follows below.

© MotoGP Sports Entertainment Group, 2026

Official MotoGP Timing by

www.motogp.com

Jerez de la Frontera, Friday, April 24, 2026



Circuito de Jerez - Ángel Nieto 4423 m.

TOP SPEED & AVERAGE

ESTRELLA GALICIA 0,0 GRAND PRIX OF SPAIN FREE PRACTICE NR. 1

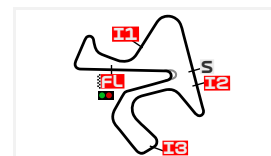
#	Rider	Nation	Motorcycle	Top 5 speeds					Average	Top
10	Luca MARINI	ITA	HONDA	299.1	298.3	297.5	296.7	296.7	297.7	299.1
33	Brad BINDER	RSA	KTM	299.1	298.3	296.7	295.8	295.8	297.1	299.1
72	Marco BEZZECCHI	ITA	APRILIA	299.1	298.3	297.5	296.7	296.7	297.7	299.1
5	Johann ZARCO	FRA	HONDA	298.3	297.5	296.7	296.7	296.7	297.1	298.3
37	Pedro ACOSTA	SPA	KTM	298.3	296.7	295.8	295.0	294.2	295.3	298.3
89	Jorge MARTIN	SPA	APRILIA	298.3	295.0	295.0	294.2	292.6	294.3	298.3
23	Enea BASTIANINI	ITA	KTM	297.5	297.5	296.7	295.8	295.0	296.3	297.5
49	Fabio DI GIANNANTONIO	ITA	DUCATI	297.5	297.5	296.7	296.7	296.7	297.0	297.5
93	Marc MARQUEZ	SPA	DUCATI	297.5	295.8	295.8	295.0	294.2	295.0	297.5
42	Alex RINS	SPA	YAMAHA	296.7	295.0	294.2	293.4	293.4	294.2	296.7
11	Diogo MOREIRA	BRA	HONDA	295.8	295.8	295.8	295.8	295.0	295.6	295.8
54	Fermin ALDEGUER	SPA	DUCATI	295.8	294.2	293.4	292.6	292.6	293.7	295.8
21	Franco MORBIDELLI	ITA	DUCATI	295.0	294.2	294.2	294.2	294.2	294.4	295.0
36	Joan MIR	SPA	HONDA	295.0	295.0	294.2	294.2	293.4	294.2	295.0
63	Francesco BAGNAIA	ITA	DUCATI	295.0	295.0	294.2	292.6	292.6	293.9	295.0
20	Fabio QUARTARARO	FRA	YAMAHA	294.2	291.1	290.3	290.3	290.3	291.2	294.2
32	Lorenzo SAVADORI	ITA	APRILIA	294.2	293.4	292.6	292.6	291.8	292.9	294.2
43	Jack MILLER	AUS	YAMAHA	294.2	293.4	289.5	289.5	288.7	291.1	294.2
73	Alex MARQUEZ	SPA	DUCATI	294.2	294.2	294.2	294.2	293.4	293.9	294.2
79	Ai OGURA	JPN	APRILIA	294.2	294.2	292.6	292.6	292.6	293.2	294.2
47	Augusto FERNANDEZ	SPA	YAMAHA	292.6	291.8	289.5	289.5	289.5	290.6	292.6
7	Toprak RAZGATLIOGLU	TUR	YAMAHA	291.8	291.1	288.7	288.7	288.7	289.4	291.8
25	Raul FERNANDEZ	SPA	APRILIA	291.1	291.1	291.1	291.1	290.3	290.7	291.1

These data/results cannot be reproduced, stored and/or transmitted in whole or in part by any manner of electronic, mechanical, photocopying, recording, broadcasting or otherwise now known or herein after developed without the previous express consent by the copyright owner, except for reproduction in daily press and regular printed publications on sale to the public within 60 days of the event related to those data/results and always provided that copyright symbol appears together as follows below.

© MotoGP Sports Entertainment Group, 2026

Official MotoGP Timing by www.motogp.com

Jerez de la Frontera, Friday, April 24, 2026



Circuito de Jerez - Ángel Nieto 4423 m.

CHRONOLOGICAL ANALYSIS OF PERFORMANCES

ESTRELLA GALICIA 0,0 GRAND PRIX OF SPAIN

FREE PRACTICE NR. 1

* Lap / Sector time cancelled

P Crossing the finish line in pit lane

** Tyre data subject to further updates

T1 Time from finish line to 1st intermediate

T2 Time from 1st intermed. to 2nd intermed.

T3 Time from 2nd intermed. to 3rd intermed.

T4 Time from 3rd intermediate to finish line

Lap	Lap Time	T1	T2	T3	T4	Speed	Lap	Lap Time	T1	T2	T3	T4	Speed
1st 49 Fabio DI GIANNANTONIO DUCATI ITA Pertamina Enduro VR46 Racing Team							7	1'46.740	32.235	13.999	30.951	29.555	283.4
Runs=3 Total laps=19 Full laps=14 Valid laps=14							8	1'39.284	26.694	13.319	30.294	28.977	291.8
Run #	1	Front Tyre	Slick-Soft	Rear Tyre	Slick-Medium		9	1'38.049	26.288	13.315	29.675	28.771	291.8
		New Tyre		New Tyre			10	1'37.895	26.322	13.245	29.624	28.704	292.6
1	1'56.344	32.922	14.214	31.993	30.099	270.6	11	1'38.034	26.153	13.339	29.682	28.860	295.0
2	1'39.707	26.948	13.429	30.331	28.999	293.4	12	1'38.749	26.436	13.344	29.943	29.026	292.6
3	1'38.197	26.440	13.223	29.819	28.715	296.7	13	1'45.644 P	29.145	15.459	33.605	27.435	274.8
4	1'38.240	26.472	13.239	29.783	28.746	296.7	Run #	3	Front Tyre	Slick-Medium	Rear Tyre	Slick-Medium	
5	1'37.860	26.221	13.170	29.737	28.732	296.7			New Tyre		New Tyre		
6	1'37.645	26.245	13.190	29.657	28.553	294.2	14	1'50.569	33.914	13.791	33.077	29.787	289.5
7	1'37.899 P	26.270	13.210	31.712	26.707	292.6	15	1'38.899	26.717	13.355	29.996	28.831	293.4
Run #	2	Front Tyre	Slick-Soft	Rear Tyre	Slick-Medium		16	1'37.434	26.135	13.158	29.552	28.589	294.2
		7 Laps at start		7 Laps at start			17	1'38.086	26.023	13.174	29.890	28.999	293.4
8	1'46.218	32.074	13.881	30.865	29.398	286.4	18	1'37.242	26.058	13.211	29.399	28.574	294.2
9	1'39.210	26.585	13.280	30.288	29.057	293.4	3rd 73 Alex MARQUEZ DUCATI SPA BK8 Gresini Racing MotoGP						
10	1'38.575	26.416	13.299	29.879	28.981	294.2	Runs=3 Total laps=17 Full laps=12 Valid laps=12						
11	1'38.276	26.303	13.244	29.922	28.807	295.8	Run #	1	Front Tyre	Slick-Soft	Rear Tyre	Slick-Medium	
12	1'38.100	26.291	13.260	29.697	28.852	294.2			New Tyre		New Tyre		
13	1'40.987 P	28.304	13.683	32.527	26.473	288.7	1	1'52.615	32.651	14.539	32.258	30.327	284.2
Run #	3	Front Tyre	Slick-Medium	Rear Tyre	Slick-Medium		2	1'40.329	27.159	13.632	30.278	29.260	292.6
		New Tyre		New Tyre			3	1'38.281	26.354	13.375	29.762	28.790	293.4
14	1'46.031	32.644	13.609	30.593	29.185	290.3	4	1'37.614	26.152	13.312	29.553	28.597	294.2
15	1'38.026	26.361	13.226	29.780	28.659	294.2	5	1'37.332	26.035	13.302	29.447	28.548	293.4
16	1'36.954	26.020	13.065	29.476	28.393	297.5	6	1'39.970 P	28.312	14.436	31.561	25.661	248.8
17	1'37.104	26.053	13.107	29.504	28.440	296.7	Run #	2	Front Tyre	Slick-Soft	Rear Tyre	Slick-Medium	
18	1'37.907	26.452	13.119	29.636	28.700	297.5			6 Laps at start		6 Laps at start		
19	1'37.184	26.096	13.152	29.487	28.449	294.2	7	1'48.028	32.368	14.313	31.596	29.751	284.2
2nd 21 Franco MORBIDELLI DUCATI ITA Pertamina Enduro VR46 Racing Team							8	1'39.334	26.771	13.564	29.903	29.096	291.1
Runs=3 Total laps=18 Full laps=13 Valid laps=13							9	1'37.926	26.125	13.415	29.648	28.738	293.4
Run #	1	Front Tyre	Slick-Soft	Rear Tyre	Slick-Medium		10	1'37.904	26.203	13.298	29.680	28.723	292.6
		New Tyre		New Tyre			11	1'37.624	26.116	13.301	29.547	28.660	294.2
1	1'57.503	33.276	14.128	31.713	30.015	284.2	12	1'40.207 P	28.222	13.702	31.527	26.756	291.8
2	1'40.762	27.064	13.498	30.815	29.385	292.6	Run #	3	Front Tyre	Slick-Soft	Rear Tyre	Slick-Medium	
3	1'39.183	26.711	13.488	29.981	29.003	294.2			12 Laps at start		12 Laps at start		
4	1'38.531	26.387	13.401	29.833	28.910	291.8	13	1'46.939	32.085	14.035	31.059	29.760	288.0
5	1'38.141	26.310	13.241	29.724	28.866	294.2	14	1'38.674	26.540	13.393	29.811	28.930	292.6
6	1'48.163 P	32.181	14.356	31.929	29.697	270.6	15	1'37.779	26.135	13.301	29.597	28.746	294.2
Run #	2	Front Tyre	Slick-Soft	Rear Tyre	Slick-Medium		16	1'37.759	26.060	13.301	29.666	28.732	294.2
		6 Laps at start		6 Laps at start			17	1'43.204	26.072	14.301	32.607	30.224	274.1

Fastest Lap: Fabio DI GIANNANTONIO ITA Pertamina Enduro VR46 Racing Team **1'36.954** 26.020 13.065 29.476 28.393

These data/results cannot be reproduced, stored and/or transmitted in whole or in part by any manner of electronic, mechanical, photocopying, recording, broadcasting or otherwise now known or herein after developed without the previous express consent by the copyright owner, except for reproduction in daily press and regular printed publications on sale to the public within 60 days of the event related to those data/results and always provided that copyright symbol appears together as follows below.

© MotoGP Sports Entertainment Group, 2026

Official MotoGP Timing by

www.motogp.com

Jerez de la Frontera, Friday, April 24, 2026

Page 1 of 6

Free Practice Nr. 1

MotoGP™

Lap	Lap Time	T1	T2	T3	T4	Speed
4th	72	Marco BEZZECCHI		APRILIA		ITA
		Aprilia Racing				
		Runs=3	Total laps=20	Full laps=15	Valid laps=15	
Run #	1	Front Tyre	Slick-Medium	Rear Tyre	Slick-Medium	
		New Tyre		New Tyre		
1	2'00.907	31.291	14.011	31.818	29.633	284.9
2	1'39.319	26.851	13.287	30.217	28.964	298.3
3	1'38.889	26.294	13.389	30.318	28.888	295.8
4	1'37.801	26.267	13.243	29.766	28.525	299.1
5	1'37.785	26.158	13.252	29.824	28.551	295.8
6	1'37.706	26.192	13.169	29.630	28.715	295.0
7	1'39.525	P 30.045	13.489	30.399	25.592	292.6
Run #	2	Front Tyre	Slick-Medium	Rear Tyre	Slick-Medium	
		7 Laps at start		7 Laps at start		
8	1'45.043	31.723	13.684	30.561	29.075	293.4
9	1'38.492	26.348	13.317	30.030	28.797	293.4
10	1'37.898	26.247	13.235	29.577	28.839	295.0
11	1'37.347	26.011	13.215	29.563	28.558	297.5
12	1'37.496	25.988	13.286	29.575	28.647	295.8
13	1'37.625	26.091	13.210	29.642	28.682	295.8
14	1'40.557	P 28.874	13.590	31.444	26.649	290.3
Run #	3	Front Tyre	Slick-Medium	Rear Tyre	Slick-Medium	
		14 Laps at start		14 Laps at start		
15	1'46.845	33.386	13.561	30.911	28.987	292.6
16	1'38.517	26.298	13.253	30.033	28.933	296.7
17	1'37.898	26.186	13.202	29.748	28.762	296.7
18	1'37.728	26.097	13.302	29.691	28.638	292.6
19	1'38.087	26.167	13.244	29.841	28.835	294.2
20	1'38.063	26.169	13.335	29.851	28.708	291.1

5th	93	Marc MARQUEZ		DUCATI		SPA
		Ducati Lenovo Team				
		Runs=3	Total laps=20	Full laps=15	Valid laps=15	
Run #	1	Front Tyre	Slick-Soft	Rear Tyre	Slick-Medium	
		New Tyre		New Tyre		
1	2'09.838	34.979	14.239	31.666	30.090	278.3
2	1'39.623	26.805	13.517	30.291	29.010	291.8
3	1'38.311	26.272	13.302	29.917	28.820	295.8
4	1'37.980	26.197	13.284	29.698	28.801	294.2
5	1'42.478	26.310	13.297	32.825	30.046	294.2
6	1'37.496	26.119	13.252	29.527	28.598	295.8
7	1'41.013	P 28.800	14.630	31.500	26.083	255.3
Run #	2	Front Tyre	Slick-Soft	Rear Tyre	Slick-Medium	
		7 Laps at start		7 Laps at start		
8	1'48.442	33.084	14.206	31.421	29.731	274.1
9	1'40.341	26.883	13.621	30.609	29.228	291.8
10	1'38.807	26.387	13.388	30.097	28.935	291.8
11	1'42.737	29.353	13.634	30.412	29.338	293.4
12	1'37.961	26.178	13.335	29.678	28.770	295.0
13	1'37.997	26.222	13.335	29.616	28.824	293.4
14	1'38.317	P 27.609	14.149	31.248	25.311	278.3
Run #	3	Front Tyre	Slick-Soft	Rear Tyre	Slick-Medium	
		14 Laps at start		14 Laps at start		
15	1'47.551	32.993	13.927	30.977	29.654	288.7
16	1'40.119	26.551	13.472	30.921	29.175	291.8

Lap	Lap Time	T1	T2	T3	T4	Speed
17	1'38.350	26.347	13.380	29.826	28.797	294.2
18	1'38.090	26.246	13.309	29.699	28.836	297.5
19	1'38.196	26.272	13.356	29.715	28.853	294.2
20	1'38.222	26.186	13.352	29.756	28.928	294.2

6th	25	Raul FERNANDEZ		APRILIA		SPA
		Trackhouse MotoGP Team				
		Runs=3	Total laps=17	Full laps=12	Valid laps=12	
Run #	1	Front Tyre	Slick-Soft	Rear Tyre	Slick-Medium	
		New Tyre		New Tyre		
1	2'38.630	32.836	14.509	31.893	30.444	270.0
2	1'40.420	26.998	13.684	30.486	29.252	283.4
3	1'39.277	26.624	13.499	30.067	29.087	289.5
4	1'38.581	26.461	13.430	29.780	28.910	290.3
5	1'38.619	26.391	13.427	29.867	28.934	290.3
6	1'38.095	26.243	13.339	29.706	28.807	291.1
7	1'40.892	P 27.572	13.693	31.665	27.962	285.7
Run #	2	Front Tyre	Slick-Soft	Rear Tyre	Slick-Medium	
		7 Laps at start		7 Laps at start		
8	1'47.834	33.982	13.833	30.767	29.252	288.0
9	1'38.728	26.470	13.431	29.824	29.003	290.3
10	1'38.514	26.455	13.391	29.787	28.881	291.1
11	1'38.577	26.267	13.426	29.888	28.996	290.3
12	1'43.494	P 26.951	15.380	32.816	28.347	257.7
Run #	3	Front Tyre	Slick-Medium	Rear Tyre	Slick-Medium	
		New Tyre		New Tyre		
13	1'46.633	32.171	13.774	31.272	29.416	288.0
14	1'38.201	26.372	13.352	29.656	28.821	289.5
15	1'37.510	26.110	13.295	29.553	28.552	291.1
16	1'37.628	26.093	13.342	29.501	28.692	290.3
17	1'41.666	26.200	13.349	31.529	30.588	291.1

7th	43	Jack MILLER		YAMAHA		AUS
		Prima Pramac Yamaha MotoGP				
		Runs=3	Total laps=16	Full laps=11	Valid laps=11	
Run #	1	Front Tyre	Slick-Soft	Rear Tyre	Slick-Medium	
		New Tyre		New Tyre		
1	1'52.928	32.578	14.598	32.480	30.165	282.7
2	1'40.644	27.108	13.743	30.325	29.468	287.2
3	1'39.157	26.487	13.485	30.008	29.177	289.5
4	1'38.786	26.336	13.553	29.893	29.004	286.4
5	1'35.800	P 26.221	13.519	30.012	26.048	287.2
Run #	2	Front Tyre	Slick-Soft	Rear Tyre	Slick-Medium	
		5 Laps at start		5 Laps at start		
6	1'47.469	32.373	14.034	31.261	29.801	279.7
7	1'39.554	26.627	13.578	30.064	29.285	285.7
8	1'38.748	26.260	13.538	29.797	29.153	285.7
9	1'44.723	27.894	14.328	33.267	29.234	270.6
10	1'38.320	26.184	13.470	29.629	29.037	285.7
11	1'41.119	P 29.523	14.021	31.845	25.730	283.4
Run #	3	Front Tyre	Slick-Soft	Rear Tyre	Slick-Medium	
		New Tyre		New Tyre		
12	1'53.711	38.103	14.147	31.977	29.484	283.4
13	1'40.874	26.490	13.590	31.271	29.523	288.7
14	1'41.031	26.197	13.317	30.904	30.613	293.4
15	1'39.287	26.883	13.635	29.897	28.872	289.5

Fastest Lap: Fabio DI GIANNANTONIO ITA artamina Enduro VR46 Racing Team **1'36.954** 26.020 13.065 29.476 28.393

These data/results cannot be reproduced, stored and/or transmitted in whole or in part by any manner of electronic, mechanical, photocopying, recording, broadcasting or otherwise now known or herein after developed without the previous express consent by the copyright owner, except for reproduction in daily press and regular printed publications on sale to the public within 60 days of the event related to those data/results and always provided that copyright symbol appears together as follows below.

© MotoGP Sports Entertainment Group, 2026

Official MotoGP Timing by  TISSOT

www.motogp.com

Jerez de la Frontera, Friday, April 24, 2026

Page 2 of 6



Free Practice Nr. 1

MotoGP™

Lap	Lap Time	T1	T2	T3	T4	Speed
16	1'37.516	25.958	13.307	29.516	28.735	294.2

Run #	1	Front Tyre	Slick-Soft	Rear Tyre	Slick-Medium	Speed
1	1'59.966	31.566	14.086	31.876	29.697	294.2
2	1'39.698	26.924	13.338	30.275	29.161	298.3
3	1'38.817	26.464	13.380	30.097	28.876	294.2
4	1'39.706	26.323	13.234	31.061	29.088	296.7
5	1'37.974	26.135	13.309	29.847	28.683	293.4
6	1'37.624 P	29.471	13.421	30.266	24.466	291.8

Run #	2	Front Tyre	Slick-Soft	Rear Tyre	Slick-Medium	Speed
7	1'43.556	30.331	13.659	30.272	29.294	291.1
8	1'39.658	26.134	13.389	31.052	29.083	291.8
9	1'38.286	26.240	13.383	29.723	28.940	291.8
10	1'41.067	28.565	13.433	29.913	29.156	291.8
11	1'38.125	26.226	13.321	29.685	28.893	295.0
12	1'38.194	26.187	13.354	29.726	28.927	292.6
13	1'37.916 P	29.575	13.619	30.474	24.248	289.5

Run #	3	Front Tyre	Slick-Medium	Rear Tyre	Slick-Medium	Speed
14	1'46.374	32.260	14.101	30.800	29.213	288.7
15	1'37.935	26.210	13.273	29.623	28.829	294.2
16	1'37.560	26.039	13.211	29.656	28.654	295.8
17	1'37.696	26.132	13.271	29.623	28.670	294.2
18	1'42.314	27.468	14.550	31.421	28.875	284.2

Run #	1	Front Tyre	Slick-Soft	Rear Tyre	Slick-Medium	Speed
1	2'04.846	30.547	13.991	31.131	29.344	291.8
2	1'38.815	26.678	13.290	30.033	28.814	296.7
3	1'38.284	26.494	13.278	29.804	28.708	296.7
4	1'37.823	26.070	13.177	29.864	28.712	296.7
5	1'37.894	26.231	13.234	29.832	28.597	297.5
6	1'37.716	26.160	13.252	29.688	28.616	295.0
7	1'35.696 P	26.582	13.544	30.545	25.025	290.3

Run #	2	Front Tyre	Slick-Soft	Rear Tyre	Slick-Medium	Speed
8	1'44.492	31.029	13.643	30.528	29.292	290.3
9	1'38.454	26.402	13.417	29.754	28.881	291.1
10	1'38.260	26.361	13.353	29.705	28.841	294.2
11	1'38.154	26.247	13.359	29.783	28.765	293.4
12	1'41.533	26.259	13.412	32.656	29.206	295.8
13	1'37.868	26.144	13.330	29.692	28.702	293.4
14	1'40.539 P	29.782	13.899	30.916	25.942	289.5

Run #	3	Front Tyre	Slick-Soft	Rear Tyre	Slick-Medium	Speed
15	1'45.048	31.444	13.836	30.470	29.298	290.3
16	1'38.719	26.454	13.374	29.953	28.938	294.2
17	1'37.987	26.200	13.273	29.724	28.790	295.0

Lap	Lap Time	T1	T2	T3	T4	Speed
18	1'41.617	26.160	13.300	33.314	28.843	294.2
19	1'38.374	26.645	13.296	29.683	28.750	298.3
20	1'37.603	26.115	13.220	29.645	28.623	296.7
21	1'37.972	26.260	13.269	29.764	28.679	295.0

Run #	1	Front Tyre	Slick-Medium	Rear Tyre	Slick-Medium	Speed
1	2'22.351	36.403	14.365	32.498	31.947	284.2
2	1'40.767	27.062	13.628	30.632	29.445	287.2
3	1'39.042	26.585	13.532	30.014	28.911	291.1
4	1'40.814	28.493	13.556	29.960	28.805	291.1
5	1'37.957	26.254	13.355	29.649	28.699	292.6
6	1'40.029 P	27.320	14.297	30.971	27.441	276.9

Run #	2	Front Tyre	Slick-Medium	Rear Tyre	Slick-Medium	Speed
7	1'42.714	29.824	13.667	30.241	28.982	291.8
8	1'38.892	26.262	13.362	29.792	29.476	291.1
9	1'37.965	26.251	13.307	29.639	28.768	294.2
10	1'39.109	26.489	13.578	30.203	28.839	288.7
11	1'41.493	26.193	13.366	32.296	29.638	292.6
12	1'38.184	26.304	13.368	29.726	28.786	292.6
13	1'40.864 P	27.862	14.352	31.720	26.930	270.0

Run #	3	Front Tyre	Slick-Medium	Rear Tyre	Slick-Medium	Speed
14	1'42.863	29.668	13.713	30.370	29.112	291.1
15	1'39.672	26.326	13.302	30.520	29.524	298.3
16	1'37.923	26.254	13.281	29.672	28.716	295.0
17	1'41.581	27.508	14.560	30.487	29.026	267.3
18	1'37.674	26.206	13.266	29.663	28.539	295.0

Run #	1	Front Tyre	Slick-Medium	Rear Tyre	Slick-Medium	Speed
1	1'55.332	31.886	14.252	31.770	29.810	276.2
2	1'40.032	26.773	13.608	30.631	29.020	290.3
3	1'38.539	26.266	13.431	30.024	28.818	294.2
4	1'41.387	28.474	13.665	30.348	28.900	288.7
5	1'44.297 P	31.670	14.588	31.532	26.507	283.4

Run #	2	Front Tyre	Slick-Medium	Rear Tyre	Slick-Medium	Speed
6	1'44.703	31.220	13.837	30.432	29.214	289.5
7	1'38.354	26.326	13.394	29.780	28.854	291.1
8	1'39.607	26.110	13.312	31.225	28.960	292.6
9	1'37.684	26.084	13.286	29.569	28.745	292.6
10	1'38.056 P	27.167	13.892	31.304	25.693	285.7

Run #	3	Front Tyre	Slick-Medium	Rear Tyre	Slick-Medium	Speed
11	1'44.835	31.373	13.892	30.376	29.194	287.2
12	1'38.851	26.329	13.464	30.081	28.977	290.3
13	1'38.222	26.191	13.284	29.790	28.957	295.0
14	2'02.954	46.308	14.976	31.959	29.711	274.1

Fastest Lap: Fabio DI GIANNANTONIO ITA artamina Enduro VR46 Racing Team **1'36.954** 26.020 13.065 29.476 28.393

These data/results cannot be reproduced, stored and/or transmitted in whole or in part by any manner of electronic, mechanical, photocopying, recording, broadcasting or otherwise now known or herein after developed without the previous express consent by the copyright owner, except for reproduction in daily press and regular printed publications on sale to the public within 60 days of the event related to those data/results and always provided that copyright symbol appears together as follows below.

© MotoGP Sports Entertainment Group, 2026

Official MotoGP Timing by  TISSOT

www.motogp.com

Jerez de la Frontera, Friday, April 24, 2026

Page 3 of 6



Free Practice Nr. 1

MotoGP™

Lap	Lap Time	T1	T2	T3	T4	Speed	Lap	Lap Time	T1	T2	T3	T4	Speed
15	1'40.269	26.449	13.665	31.029	29.126	291.1	14	1'38.550	26.379	13.391	29.928	28.852	294.2
16	1'42.243	26.160	13.431	33.766	28.886	291.8	15	1'38.282	26.241	13.317	29.880	28.844	295.8
17	1'38.125	26.126	13.306	29.823	28.870	295.0	16	1'40.742	27.040	13.779	30.571	29.352	288.7
	PIT	26.377	14.520	36.235	26.859	231.2	17	1'37.717	26.263	13.313	29.592	28.549	295.8

12th 33 Brad BINDER KTM RSA
Red Bull KTM Factory Racing

Runs=3 Total laps=19 Full laps=14 Valid laps=14

Run #	1	Front Tyre	Slick-Soft	Rear Tyre	Slick-Medium	Speed
			New Tyre		New Tyre	

1	1'59.794	32.502	14.152	31.828	30.090	284.2
2	1'40.137	26.902	13.502	30.613	29.120	292.6
3	1'38.990	26.495	13.341	30.090	29.064	299.1
4	1'39.604	26.291	13.349	30.854	29.110	298.3
5	1'37.929	26.239	13.259	29.773	28.658	296.7
6	1'42.862	26.431	13.442	33.768	29.221	293.4
7	1'38.784	26.415	13.360	29.972	29.037	293.4
8	1'38.549	26.185	13.449	29.905	29.010	291.1
9	1'38.329 P	28.459	13.436	30.149	26.285	293.4

Run #	2	Front Tyre	Slick-Soft	Rear Tyre	Slick-Medium	Speed
			New Tyre		9 Laps at start	

10	1'55.175	34.495	14.272	31.717	34.691	285.7
11	1'39.971	26.793	13.511	30.544	29.123	294.2
12	1'38.881	26.314	13.410	30.195	28.962	294.2
13	1'38.433	26.266	13.340	29.890	28.937	295.8
14	1'38.547	26.328	13.426	29.915	28.878	291.1
15	1'38.330	26.202	13.423	29.771	28.934	293.4
16	1'38.781 P	28.478	13.677	30.769	25.857	291.8

Run #	3	Front Tyre	Slick-Soft	Rear Tyre	Slick-Medium	Speed
			7 Laps at start		New Tyre	

17	1'49.152	36.250	13.574	30.335	28.993	294.2
18	1'37.701	26.098	13.269	29.633	28.701	295.0
19	1'38.679	26.810	13.354	29.808	28.707	295.8

13th 11 Diogo MOREIRA HONDA BRA
Pro Honda LCR

Runs=3 Total laps=17 Full laps=12 Valid laps=11

Run #	1	Front Tyre	Slick-Soft	Rear Tyre	Slick-Medium	Speed
			New Tyre		New Tyre	

1	2'10.148	33.139	14.066	31.698	30.213	284.2
2	1'39.786	26.822	13.556	30.314	29.094	289.5
3	1'38.357	26.321	13.305	29.987	28.744	295.8
4	1'38.521 *	26.127	13.400 *	30.118	28.876	289.5
5	1'38.556	26.423	13.263	29.974	28.896	295.8
6	1'37.948	26.191	13.300	29.765	28.692	295.0
7	1'39.885 P	28.170	14.050	31.042	26.623	279.0

Run #	2	Front Tyre	Slick-Soft	Rear Tyre	Slick-Medium	Speed
			7 Laps at start		7 Laps at start	

8	1'45.333	30.906	13.808	31.048	29.571	285.7
9	1'40.119	26.997	13.624	30.226	29.272	294.2
10	1'39.253	26.604	13.459	29.975	29.215	294.2
11	1'39.030	26.528	13.404	29.971	29.127	294.2
12	1'34.943 P	26.434	13.378	30.121	25.010	293.4

Run #	3	Front Tyre	Slick-Medium	Rear Tyre	Slick-Medium	Speed
			New Tyre		New Tyre	

13	1'47.232	34.275	13.571	30.416	28.970	293.4
----	----------	--------	--------	--------	--------	-------

14th 36 Joan MIR HONDA SPA
Honda HRC Castrol

Runs=3 Total laps=16 Full laps=11 Valid laps=11

Run #	1	Front Tyre	Slick-Soft	Rear Tyre	Slick-Medium	Speed
			New Tyre		New Tyre	

1	2'29.193	33.738	14.360	31.415	29.702	288.0
2	1'39.992	26.861	13.515	30.715	28.901	292.6
3	1'38.087	26.177	13.380	29.796	28.734	291.1
4	1'37.774	26.027	13.303	29.711	28.733	294.2
5	1'37.860	26.284	13.266	29.590	28.720	291.8
6	1'42.385 P	27.892	14.549	33.174	26.770	264.0

Run #	2	Front Tyre	Slick-Soft	Rear Tyre	Slick-Medium	Speed
			6 Laps at start		6 Laps at start	

7	1'44.520	31.119	13.771	30.481	29.149	289.5
8	1'38.180	26.117	13.439	29.847	28.777	288.7
9	1'37.728	26.222	13.273	29.621	28.612	293.4
10	1'39.202	26.196	13.238	30.797	28.971	293.4
11	1'37.946	26.195	13.369	29.576	28.806	291.1
12	1'38.898 P	26.292	13.379	32.491	26.736	289.5

Run #	3	Front Tyre	Slick-Soft	Rear Tyre	Slick-Medium	Speed
			12 Laps at start		12 Laps at start	

13	1'50.025	36.672	13.717	30.439	29.197	290.3
14	1'38.579	26.237	13.348	30.114	28.880	294.2
15	1'37.903	26.206	13.309	29.667	28.721	295.0
16	1'37.888	26.126	13.264	29.830	28.668	295.0

15th 7 Toprak RAZGATLIOGLU YAMAHA TUR
Prima Pramac Yamaha MotoGP

Runs=3 Total laps=14 Full laps=9 Valid laps=8

Run #	1	Front Tyre	Slick-Soft	Rear Tyre	Slick-Medium	Speed
		**	New Tyre	**	New Tyre	

1	1'53.308	31.712	14.404	32.512	30.376	275.5
2	1'40.689	26.971	13.647	30.622	29.449	287.2
3	1'38.975	26.319	13.415	30.062	29.179	291.8
4	1'41.625	26.370	13.431	32.012	29.812	288.7
5	1'36.482 P	26.392	13.578	32.283	24.229	288.7

Run #	2	Front Tyre	Slick-Soft	Rear Tyre	Slick-Medium	Speed
		**	5 Laps at start	**	5 Laps at start	

6	1'46.686 *	31.924	13.761 *	31.470	29.531	284.2
7	1'38.774	26.396	13.449	29.948	28.981	284.9
8	14'22.268 P	27.069	13.668			279.7

Run #	3	Front Tyre	missing data	Rear Tyre	missing data	Speed
		**	Laps at start	**	Laps at start	

9	1'47.884	32.917	13.631	30.466	30.870	288.7
10	1'43.971	27.528	13.463	31.240	31.740	288.7
11	1'38.022	26.259	13.328	29.777	28.658	291.1
12	1'37.831	26.056	13.370	29.647	28.758	288.7
13	1'39.176	26.415	13.513	30.332	28.916	288.0
14	1'38.324 *	26.309	13.411	29.739	28.865 *	288.7

Fastest Lap: Fabio DI GIANNANTONIO ITA artamina Enduro VR46 Racing Team **1'36.954** 26.020 13.065 29.476 28.393

These data/results cannot be reproduced, stored and/or transmitted in whole or in part by any manner of electronic, mechanical, photocopying, recording, broadcasting or otherwise now known or herein after developed without the previous express consent by the copyright owner, except for reproduction in daily press and regular printed publications on sale to the public within 60 days of the event related to those data/results and always provided that copyright symbol appears together as follows below.

© MotoGP Sports Entertainment Group, 2026

Official MotoGP Timing by  TISSOT

www.motogp.com

Jerez de la Frontera, Friday, April 24, 2026

Page 4 of 6



Free Practice Nr. 1

MotoGP™

Lap	Lap Time	T1	T2	T3	T4	Speed
16th	54	Fermin ALDEGUER		DUCATI		SPA
		BK8 Gresini Racing MotoGP				
		Runs=3	Total laps=16	Full laps=11	Valid laps=11	
Run #	1	Front Tyre	Slick-Soft New Tyre	Rear Tyre	Slick-Medium New Tyre	
1	2'23.395	32.384	14.485	32.489	30.396	261.5
2	1'40.963	27.295	13.557	30.692	29.419	290.3
3	1'39.340	26.618	13.416	30.318	28.988	292.6
4	1'38.448	26.395	13.387	29.786	28.880	290.3
5	1'37.964	26.320	13.335	29.654	28.655	291.8
6	1'39.163 P	27.272	14.403	31.513	25.975	257.7
Run #	2	Front Tyre	Slick-Soft 6 Laps at start	Rear Tyre	Slick-Medium 6 Laps at start	
7	1'52.156	35.071	14.139	33.268	29.678	279.0
8	1'40.292	26.758	13.426	30.938	29.170	292.6
9	1'38.396	26.465	13.361	29.744	28.826	293.4
10	1'41.973	26.371	13.317	32.361	29.924	291.8
11	1'36.988 P	26.494	13.406	31.340	25.748	289.5
Run #	3	Front Tyre	Slick-Soft 11 Laps at start	Rear Tyre	Slick-Medium 11 Laps at start	
12	1'45.362	31.798	13.708	30.767	29.089	288.7
13	1'38.950	26.479	13.310	30.298	28.863	295.8
14	1'38.403	26.410	13.316	29.851	28.826	291.1
15	1'38.542	26.379	13.294	30.006	28.863	294.2
16	1'45.094	27.695	14.552	33.066	29.781	270.6
	PIT	26.931	14.515	33.499	26.992	263.4

17th	10	Luca MARINI		HONDA		ITA
		Honda HRC Castrol				
		Runs=3	Total laps=18	Full laps=13	Valid laps=12	
Run #	1	Front Tyre	Slick-Soft New Tyre	Rear Tyre	Slick-Medium New Tyre	
1	2'10.610	31.677	14.204	31.934	29.418	275.5
2	1'39.347	26.967	13.379	30.115	28.886	293.4
3	1'38.567	26.414	13.226	30.113	28.814	299.1
4	1'37.827 *	26.099	13.236 *	29.926	28.566	298.3
5	1'38.356	26.305	13.284	29.721	29.046	297.5
6	1'38.007	26.138	13.332	29.704	28.833	295.0
7	1'41.263 P	31.335	13.764	30.938	25.226	292.6
Run #	2	Front Tyre	Slick-Soft 7 Laps at start	Rear Tyre	Slick-Medium 7 Laps at start	
8	1'43.488	30.390	13.647	30.395	29.056	293.4
9	1'38.174	26.284	13.287	29.839	28.764	296.7
10	1'38.203	26.251	13.321	29.985	28.646	296.7
11	1'38.065	26.256	13.328	29.770	28.711	295.0
12	1'44.644 P	29.437	15.226	31.736	28.245	291.8
Run #	3	Front Tyre	Slick-Soft New Tyre	Rear Tyre	Slick-Medium 12 Laps at start	
13	1'44.523	30.779	13.920	30.668	29.156	290.3
14	1'38.514	26.434	13.378	29.907	28.795	295.8
15	1'40.324	26.927	13.410	31.101	28.886	292.6
16	1'38.283	26.335	13.338	29.838	28.772	295.8
17	1'38.061	26.255	13.293	29.803	28.710	295.8
18	1'38.454	26.305	13.416	29.905	28.828	295.0

Lap	Lap Time	T1	T2	T3	T4	Speed
18th	23	Enea BASTIANINI		KTM		ITA
		Red Bull KTM Tech3				
		Runs=3	Total laps=17	Full laps=12	Valid laps=12	
Run #	1	Front Tyre	Slick-Soft New Tyre	Rear Tyre	Slick-Medium New Tyre	
1	2'12.317	32.049	14.153	31.900	29.829	291.1
2	1'40.873	27.119	13.620	30.347	29.787	292.6
3	1'38.824	26.502	13.456	30.070	28.796	292.6
4	1'38.643	26.300	13.376	30.101	28.866	292.6
5	1'38.486	26.344	13.401	29.946	28.795	292.6
6	1'38.385	26.288	13.363	29.955	28.779	292.6
7	1'39.697 P	28.577	13.854	30.982	26.284	293.4
Run #	2	Front Tyre	Slick-Soft 7 Laps at start	Rear Tyre	Slick-Medium 7 Laps at start	
8	1'46.019	32.152	13.762	30.687	29.418	294.2
9	1'40.211	26.615	13.376	31.293	28.927	294.2
10	1'38.379	26.345	13.373	29.901	28.760	295.0
11	1'38.393	26.341	13.327	29.911	28.814	297.5
12	1'41.682 P	30.038	13.549	30.979	27.116	293.4
Run #	3	Front Tyre	Slick-Medium New Tyre	Rear Tyre	Slick-Medium 12 Laps at start	
13	1'57.098	33.979	13.866	32.121	37.132	292.6
14	1'40.942	26.834	13.372	31.093	29.643	297.5
15	1'38.549	26.415	13.328	30.082	28.724	296.7
16	1'38.153	26.290	13.321	29.877	28.665	295.8
17	1'41.944	26.219	13.328	33.437	28.960	295.0

19th	79	Ai OGUERA		APRILIA		JPN
		Trackhouse MotoGP Team				
		Runs=3	Total laps=20	Full laps=15	Valid laps=15	
Run #	1	Front Tyre	Slick-Soft New Tyre	Rear Tyre	Slick-Medium New Tyre	
1	2'25.681	36.005	14.940	33.815	31.196	257.7
2	1'44.728	28.332	13.997	32.536	29.863	289.5
3	1'41.798	27.307	13.980	31.101	29.410	290.3
4	1'40.159	26.830	13.538	30.693	29.098	290.3
5	1'40.663	26.755	13.496	31.227	29.185	291.8
6	1'39.448	26.721	13.445	30.248	29.034	288.7
7	1'39.146	26.454	13.433	30.184	29.075	290.3
8	1'38.306 P	27.000	13.757	31.227	26.322	279.7
Run #	2	Front Tyre	Slick-Soft 8 Laps at start	Rear Tyre	Slick-Medium 8 Laps at start	
9	1'49.640	35.358	13.800	31.088	29.394	291.8
10	1'39.228	26.671	13.431	30.172	28.954	291.8
11	1'38.670	26.373	13.432	30.057	28.808	290.3
12	1'38.488	26.295	13.444	29.930	28.819	288.0
13	1'40.039	26.297	13.345	31.273	29.124	291.1
14	1'38.431	26.422	13.309	29.896	28.804	294.2
15	1'40.162 P	28.754	14.185	30.924	26.299	270.0
Run #	3	Front Tyre	Slick-Soft 15 Laps at start	Rear Tyre	Slick-Medium 15 Laps at start	
16	1'49.726	34.632	13.733	30.642	30.719	292.6
17	1'38.956	26.660	13.368	30.086	28.842	294.2
18	1'38.389	26.399	13.296	29.885	28.809	292.6
19	1'38.354	26.291	13.361	29.961	28.741	292.6

Fastest Lap: Fabio DI GIANNANTONIO ITA artamina Enduro VR46 Racing Team **1'36.954** 26.020 13.065 29.476 28.393

These data/results cannot be reproduced, stored and/or transmitted in whole or in part by any manner of electronic, mechanical, photocopying, recording, broadcasting or otherwise now known or herein after developed without the previous express consent by the copyright owner, except for reproduction in daily press and regular printed publications on sale to the public within 60 days of the event related to those data/results and always provided that copyright symbol appears together as follows below.

© MotoGP Sports Entertainment Group, 2026

Official MotoGP Timing by  TISSOT

www.motogp.com

Jerez de la Frontera, Friday, April 24, 2026

Page 5 of 6



Free Practice Nr. 1

MotoGP™

Lap	Lap Time	T1	T2	T3	T4	Speed
20	1'38.209	26.284	13.309	29.884	28.732	291.1

20th	20	Fabio QUARTARARO	YAMAHA	FRA		
Monster Energy Yamaha MotoGP Team						
Runs=3		Total laps=16	Full laps=11	Valid laps=11		
Run #	1	Front Tyre	Slick-Soft	Rear Tyre	Slick-Medium	New Tyre
1	2'51.293	31.535	14.300	31.840	30.119	284.9
2	1'39.871	26.777	13.605	30.253	29.236	287.2
3	1'38.674	26.293	13.473	29.887	29.021	288.7
4	1'38.413	26.238	13.436	29.881	28.858	288.0
5	1'38.221	26.221	13.364	29.763	28.873	288.0
6	1'43.526 P	29.652	14.583	32.602	26.689	272.0
Run #	2	Front Tyre	Slick-Soft	Rear Tyre	Slick-Medium	New Tyre
6 Laps at start		6 Laps at start		6 Laps at start		
7	1'46.913	31.568	14.021	31.391	29.933	289.5
8	1'44.218	27.294	13.805	33.415	29.704	288.0
9	1'39.646	26.578	13.500	30.379	29.189	294.2
10	1'41.585	26.461	13.476	32.180	29.468	290.3
11	1'39.588 P	27.068	14.426	32.472	25.622	280.5
Run #	3	Front Tyre	Slick-Soft	Rear Tyre	Slick-Medium	New Tyre
11 Laps at start		11 Laps at start		11 Laps at start		
12	1'45.299	30.599	14.019	31.106	29.575	284.2
13	1'39.538	26.604	13.501	30.332	29.101	288.0
14	1'38.510	26.299	13.391	29.820	29.000	290.3
15	1'38.585	26.366	13.359	29.873	28.987	291.1
16	1'38.545	26.262	13.389	29.898	28.996	290.3

21st	42	Alex RINS	YAMAHA	SPA		
Monster Energy Yamaha MotoGP Team						
Runs=3		Total laps=17	Full laps=12	Valid laps=12		
Run #	1	Front Tyre	Slick-Soft	Rear Tyre	Slick-Medium	New Tyre
1	1'56.828	32.559	14.658	32.518	30.302	262.7
2	1'41.277	27.313	13.572	30.841	29.551	293.4
3	1'42.269	26.796	13.452	32.812	29.209	291.8
4	1'39.642	26.799	13.376	30.328	29.139	292.6
5	1'39.112 P	26.695	13.384	31.884	27.149	295.0
Run #	2	Front Tyre	Slick-Soft	Rear Tyre	Slick-Medium	New Tyre
5 Laps at start		5 Laps at start		5 Laps at start		
6	1'52.514	34.251	14.258	32.524	31.481	285.7
7	1'39.599	26.869	13.441	30.151	29.138	293.4
8	1'39.091	26.660	13.425	30.032	28.974	296.7
9	1'39.039	26.521	13.375	30.073	29.070	293.4
10	1'42.145	28.121	13.680	30.586	29.758	293.4
11	1'38.562 P	26.790	13.470	31.867	26.435	294.2
Run #	3	Front Tyre	Slick-Medium	Rear Tyre	Slick-Medium	New Tyre
New Tyre		New Tyre		New Tyre		
12	1'48.766	33.107	13.990	31.593	30.076	288.0
13	1'44.114	27.164	13.575	33.566	29.809	291.1
14	1'39.379	26.727	13.394	30.226	29.032	291.8
15	1'38.320	26.267	13.352	29.946	28.755	292.6
16	1'45.470	31.906	13.929	30.523	29.112	291.8
17	1'38.404	26.302	13.287	30.120	28.695	292.6
	PIT	40.147	14.266	31.892	26.647	281.2

Lap	Lap Time	T1	T2	T3	T4	Speed
22nd	32	Lorenzo SAVADORI	APRILIA	ITA		

22nd	32	Lorenzo SAVADORI	APRILIA	ITA		
Aprilia Racing						
Runs=3		Total laps=15	Full laps=10	Valid laps=10		
Run #	1	Front Tyre	Slick-Soft	Rear Tyre	Slick-Medium	New Tyre
1	2'25.976	39.417	14.467	33.268	31.357	260.8
2	1'44.636	28.218	13.974	32.717	29.727	284.9
3	1'40.197	27.113	13.570	30.337	29.177	292.6
4	1'38.648	26.438	13.376	29.954	28.880	291.8
5	1'38.520	26.341	13.435	29.868	28.876	290.3
6	1'39.110	26.465	13.412	30.194	29.039	289.5
7	1'41.829 P	28.282	13.747	31.677	28.123	287.2
Run #	2	Front Tyre	Slick-Soft	Rear Tyre	Slick-Medium	New Tyre
7 Laps at start		7 Laps at start		7 Laps at start		
8	1'56.018	41.398	13.911	31.173	29.536	289.5
9	1'40.921	26.973	13.626	30.758	29.564	289.5
10	1'38.965 P	26.699	13.821	31.781	26.664	289.5
Run #	3	Front Tyre	Slick-Soft	Rear Tyre	Slick-Medium	New Tyre
10 Laps at start		10 Laps at start		10 Laps at start		
11	1'49.534	35.717	13.725	30.711	29.381	290.3
12	1'43.271	26.793	13.443	33.895	29.140	290.3
13	1'41.078	26.441	13.309	32.069	29.259	293.4
14	1'38.745	26.438	13.332	30.046	28.929	294.2
15	1'38.862	26.442	13.376	30.122	28.922	292.6
	PIT	30.565	14.137	32.237	26.461	288.7

23rd	47	Augusto FERNANDEZ	YAMAHA	SPA		
Yamaha Factory Racing						
Runs=3		Total laps=18	Full laps=13	Valid laps=13		
Run #	1	Front Tyre	Slick-Soft	Rear Tyre	Slick-Medium	New Tyre
1	2'20.656	37.345	14.849	33.981	30.623	254.7
2	1'42.697	27.662	13.890	31.329	29.816	288.7
3	1'41.156	27.082	13.645	30.970	29.459	288.0
4	1'40.482	26.909	13.609	30.631	29.333	292.6
5	1'39.860	26.947	13.524	30.320	29.069	289.5
6	1'39.705	26.699	13.509	30.230	29.267	289.5
7	1'41.107 P	29.696	13.982	31.273	26.156	274.8
Run #	2	Front Tyre	Slick-Soft	Rear Tyre	Slick-Medium	New Tyre
7 Laps at start		7 Laps at start		7 Laps at start		
8	1'54.489	38.814	14.904	31.294	29.477	253.5
9	1'39.854	26.873	13.581	30.200	29.200	288.7
10	1'39.242	26.521	13.428	30.029	29.264	289.5
11	1'39.645	26.634	13.566	30.120	29.325	288.0
12	1'39.808	26.711	13.593	30.041	29.463	288.0
13	1'40.572 P	26.772	13.625	33.792	26.383	288.0
Run #	3	Front Tyre	Slick-Soft	Rear Tyre	Slick-Medium	New Tyre
New Tyre		New Tyre		New Tyre		
14	1'52.830	36.774	14.157	32.356	29.543	279.0
15	1'41.645	26.906	13.455	31.122	30.162	288.7
16	1'38.579	26.444	13.350	29.867	28.918	291.8
17	1'44.126	28.175	14.079	32.157	29.715	266.6
18	1'42.429	27.895	13.726	30.983	29.825	284.2
	PIT	27.380	14.479	31.508	25.804	263.4

Fastest Lap: Fabio DI GIANNANTONIO ITA artamina Enduro VR46 Racing Team **1'36.954** 26.020 13.065 29.476 28.393

These data/results cannot be reproduced, stored and/or transmitted in whole or in part by any manner of electronic, mechanical, photocopying, recording, broadcasting or otherwise now known or herein after developed without the previous express consent by the copyright owner, except for reproduction in daily press and regular printed publications on sale to the public within 60 days of the event related to those data/results and always provided that copyright symbol appears together as follows below.

© MotoGP Sports Entertainment Group, 2026

Official MotoGP Timing by TISSOT

www.motogp.com

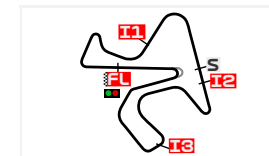
Jerez de la Frontera, Friday, April 24, 2026

Page 6 of 6



BEST PARTIAL TIMES

ESTRELLA GALICIA O,O GRAND PRIX OF SPAIN
FREE PRACTICE NR. 1



Circuito de Jerez - Ángel Nieto 4423 m.

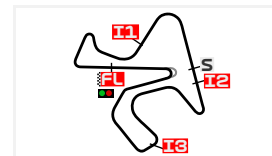
IT Ideal Lap Time, sum of the best partial times

BT Best Lap Time

Pos	T1		T2		T3		T4		Pos	Rider	IT	BT	
	Rider	Time	Rider	Time	Rider	Time	Rider	Time					
1	J.MILLER	25.958	F.DI GIANNANT	13.065	F.MORBIDELLI	29.399	F.DI GIANNANT	28.393	1	F.DI GIANNANTONI	1'36.954	1'36.954	(1)
2	M.BEZZECCHI	25.988	F.MORBIDELLI	13.158	A.MARQUEZ	29.447	M.BEZZECCHI	28.525	2	F.MORBIDELLI	1'37.154	1'37.242	(2)
3	F.DI GIANNANT	26.020	M.BEZZECCHI	13.169	F.DI GIANNANT	29.476	J.MARTIN	28.539	3	M.BEZZECCHI	1'37.245	1'37.347	(4)
4	F.MORBIDELLI	26.023	J.ZARCO	13.177	R.FERNANDEZ	29.501	A.MARQUEZ	28.548	4	A.MARQUEZ	1'37.328	1'37.332	(3)
5	J.MIR	26.027	P.ACOSTA	13.211	J.MILLER	29.516	D.MOREIRA	28.549	5	R.FERNANDEZ	1'37.441	1'37.510	(6)
6	A.MARQUEZ	26.035	L.MARINI	13.226	M.MARQUEZ	29.527	R.FERNANDEZ	28.552	6	J.MIR	1'37.453	1'37.728	(14)
7	P.ACOSTA	26.039	J.MIR	13.238	M.BEZZECCHI	29.563	L.MARINI	28.566	7	J.ZARCO	1'37.489	1'37.603	(9)
8	T.RAZGATLIOG	26.056	M.MARQUEZ	13.252	F.BAGNAIA	29.569	F.MORBIDELLI	28.574	8	M.MARQUEZ	1'37.496	1'37.496	(5)
9	J.ZARCO	26.070	B.BINDER	13.259	J.MIR	29.576	J.ZARCO	28.597	9	J.MILLER	1'37.516	1'37.516	(7)
10	F.BAGNAIA	26.084	D.MOREIRA	13.263	D.MOREIRA	29.592	M.MARQUEZ	28.598	10	P.ACOSTA	1'37.527	1'37.560	(8)
11	R.FERNANDEZ	26.093	J.MARTIN	13.266	P.ACOSTA	29.623	J.MIR	28.612	11	D.MOREIRA	1'37.531	1'37.717	(13)
12	B.BINDER	26.098	F.BAGNAIA	13.284	B.BINDER	29.633	P.ACOSTA	28.654	12	L.MARINI	1'37.595	1'38.007	(17)
13	L.MARINI	26.099	A.RINS	13.287	J.MARTIN	29.639	F.ALDEGUER	28.655	13	J.MARTIN	1'37.637	1'37.674	(10)
14	M.MARQUEZ	26.119	F.ALDEGUER	13.294	J.ZARCO	29.645	T.RAZGATLIOG	28.658	14	B.BINDER	1'37.648	1'37.701	(12)
15	D.MOREIRA	26.127	R.FERNANDEZ	13.295	T.RAZGATLIOG	29.647	B.BINDER	28.658	15	F.BAGNAIA	1'37.682	1'37.684	(11)
16	J.MARTIN	26.193	A.OGURA	13.296	F.ALDEGUER	29.654	E.BASTIANINI	28.665	16	T.RAZGATLIOGLU	1'37.689	1'37.831	(15)
17	E.BASTIANINI	26.219	A.MARQUEZ	13.298	L.MARINI	29.704	A.RINS	28.695	17	F.ALDEGUER	1'37.923	1'37.964	(16)
18	F.QUARTARAR	26.221	J.MILLER	13.307	F.QUARTARAR	29.763	A.OGURA	28.732	18	E.BASTIANINI	1'38.082	1'38.153	(18)
19	A.RINS	26.267	L.SAVADORI	13.309	A.FERNANDEZ	29.867	J.MILLER	28.735	19	A.RINS	1'38.195	1'38.320	(21)
20	A.OGURA	26.284	E.BASTIANINI	13.321	L.SAVADORI	29.868	F.BAGNAIA	28.745	20	A.OGURA	1'38.196	1'38.209	(19)
21	F.ALDEGUER	26.320	T.RAZGATLIOG	13.328	E.BASTIANINI	29.877	F.QUARTARARO	28.858	21	F.QUARTARARO	1'38.201	1'38.221	(20)
22	L.SAVADORI	26.341	A.FERNANDEZ	13.350	A.OGURA	29.884	L.SAVADORI	28.876	22	L.SAVADORI	1'38.394	1'38.520	(22)
23	A.FERNANDEZ	26.444	F.QUARTARARO	13.359	A.RINS	29.946	A.FERNANDEZ	28.918	23	A.FERNANDEZ	1'38.579	1'38.579	(23)

These data/results cannot be reproduced, stored and/or transmitted in whole or in part by any manner of electronic, mechanical, photocopying, recording, broadcasting or otherwise now known or herein after developed without the previous express consent by the copyright owner, except for reproduction in daily press and regular printed publications on sale to the public within 60 days of the event related to those data/results and always provided that copyright symbol appears together as follows below.

© MotoGP Sports Entertainment Group, 2026



Circuito de Jerez - Ángel Nieto 4423 m.

FASTEST LAPS SEQUENCE

ESTRELLA GALICIA O,O GRAND PRIX OF SPAIN

FREE PRACTICE NR. 1

Practice Time	#	Rider	Nation	Motorcycle	Time	Km/h	Rider's Lap
3'32.944	73	Alex MARQUEZ	SPA	DUCATI	1'40.329	158.7	2
3'35.364	63	Francesco BAGNAIA	ITA	DUCATI	1'40.032	159.1	2
3'36.051	49	Fabio DI GIANNANTONI	ITA	DUCATI	1'39.707	159.6	2
3'39.664	37	Pedro ACOSTA	SPA	KTM	1'39.698	159.7	2
3'40.226	72	Marco BEZZECCHI	ITA	APRILIA	1'39.319	160.3	2
3'43.661	5	Johann ZARCO	FRA	HONDA	1'38.815	161.1	2
5'11.225	73	Alex MARQUEZ	SPA	DUCATI	1'38.281	162.0	3
5'14.248	49	Fabio DI GIANNANTONI	ITA	DUCATI	1'38.197	162.1	3
5'47.272	36	Joan MIR	SPA	HONDA	1'38.087	162.3	3
6'48.839	73	Alex MARQUEZ	SPA	DUCATI	1'37.614	163.1	4
8'26.171	73	Alex MARQUEZ	SPA	DUCATI	1'37.332	163.5	5
41'13.965	49	Fabio DI GIANNANTONI	ITA	DUCATI	1'36.954	164.2	16

These data/results cannot be reproduced, stored and/or transmitted in whole or in part by any manner of electronic, mechanical, photocopying, recording, broadcasting or otherwise now known or herein after developed without the previous express consent by the copyright owner, except for reproduction in daily press and regular printed publications on sale to the public within 60 days of the event related to those data/results and always provided that copyright symbol appears together as follows below.

© MotoGP Sports Entertainment Group, 2026

Official MotoGP Timing by

www.motogp.com

Jerez de la Frontera, Friday, April 24, 2026