

CLASSIFICATION

MICHELIN GRAND PRIX OF FRANCE

FREE PRACTICE NR. 1

#	Rider	Nation	Team	Motorcycle	Time	Lap Total	Gap	T. Speed
1	18 Manuel GONZALEZ	SPA	LIQUI MOLY Dynavolt Intact GP	KALEX	1'34.740	16 21		265.2
2	28 Izan GUEVARA	SPA	BLU CRU Pramac Yamaha Moto2	BOSCOSCURO	1'34.823	15 18	0.083 0.083	265.2
3	13 Celestino VIETTI	ITA	Folladore SpeedRS Team	BOSCOSCURO	1'34.841	17 17	0.101 0.018	263.8
4	7 Barry BALTUS	BEL	REDS Fantic Racing	KALEX	1'34.866	17 19	0.126 0.025	263.8
5	81 Senna AGIUS	AUS	LIQUI MOLY Dynavolt Intact GP	KALEX	1'34.889	16 19	0.149 0.023	263.1
6	96 Daniel HOLGADO	SPA	CFMOTO Inde Aspar Team	KALEX	1'34.889	19 20	0.149	270.2
7	4 Ivan ORTOLA	SPA	QJMOTOR - El Motorista - MSI	KALEX	1'34.915	16 19	0.175 0.026	265.9
8	14 Tony ARBOLINO	ITA	REDS Fantic Racing	KALEX	1'34.962	13 18	0.222 0.047	265.2
9	21 Alonso LOPEZ	SPA	ITALJET Gresini Moto2	KALEX	1'34.996	15 20	0.256 0.034	263.1
10	44 Aron CANET	SPA	ELF Marc VDS Racing Team	BOSCOSCURO	1'35.189	15 15	0.449 0.193	260.3
11	95 Collin VEIJER	NED	Red Bull KTM Ajo	KALEX	1'35.203	17 18	0.463 0.014	265.9
12	71 Ayumu SASAKI	JPN	Momoven Idrofoglia RW Racing Team	KALEX	1'35.351	16 18	0.611 0.148	266.6
13	3 Sergio GARCIA	SPA	ITALJET Gresini Moto2	KALEX	1'35.406	19 19	0.666 0.055	261.7
14	53 Deniz ÖNCÜ	TUR	ELF Marc VDS Racing Team	BOSCOSCURO	1'35.508	14 20	0.768 0.102	266.6
15	84 Zonta VD GOORBERGH	NED	Momoven Idrofoglia RW Racing Team	KALEX	1'35.559	19 19	0.819 0.051	261.7
16	16 Joe ROBERTS	USA	OnlyFans American Racing Team	KALEX	1'35.579	10 11	0.839 0.020	258.3
17	80 David ALONSO	COL	CFMOTO Inde Aspar Team	KALEX	1'35.583	19 19	0.843 0.004	267.3
18	32 Luca LUNETTA	ITA	Folladore SpeedRS Team	BOSCOSCURO	1'35.677	19 19	0.937 0.094	265.9
19	99 Adrian HUERTAS	SPA	Italtrans Racing Team	KALEX	1'35.704	15 17	0.964 0.027	263.8
20	17 Daniel MUÑOZ	SPA	Italtrans Racing Team	KALEX	1'35.715	18 19	0.975 0.011	261.0
21	9 Jorge NAVARRO	SPA	KLINT Racing Team	FORWARD	1'35.757	17 19	1.017 0.042	265.2
22	54 Alberto FERRANDEZ	SPA	BLU CRU Pramac Yamaha Moto2	BOSCOSCURO	1'35.777	19 20	1.037 0.020	264.5
23	24 Marcos RAMIREZ	SPA	QJMOTOR - El Motorista - MSI	KALEX	1'35.784	17 18	1.044 0.007	263.8
24	98 Jose Antonio RUEDA	SPA	Red Bull KTM Ajo	KALEX	1'35.979	20 20	1.239 0.195	265.2
25	11 Alex ESCRIG	SPA	KLINT Racing Team	FORWARD	1'36.049	11 13	1.309 0.070	262.4
26	72 Taiyo FURUSATO	JPN	Idemitsu Honda Team Asia	KALEX	1'36.300	16 18	1.560 0.251	263.8
27	64 Mario AJI	INA	Idemitsu Honda Team Asia	KALEX	1'36.445	16 20	1.705 0.145	262.4

No time set

12 **Filip SALAC** CZE OnlyFans American Racing Team KALEX

Practice condition: **Dry**

Air: 17°

Humidity: 56%

Ground: 12°

Fastest Lap:	Lap: 16	Manuel GONZALEZ	1'34.740	159 Km/h
Best Race Lap:	2025	Barry BALTUS	1'34.941	158.6 Km/h
All-Time Lap Record:	2025	Manuel GONZALEZ	1'34.315	159.7 Km/h

The results are provisional until the end of the limit for protest and appeals.

Time limit for protest expires 60' after publication of the results - Time: **10:44**

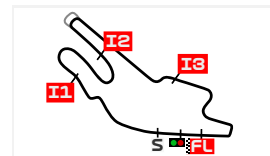
These data/results cannot be reproduced, stored and/or transmitted in whole or in part by any manner of electronic, mechanical, photocopying, recording, broadcasting or otherwise now known or herein after developed without the previous express consent by the copyright owner, except for reproduction in daily press and regular printed publications on sale to the public within 60 days of the event related to those data/results and always provided that copyright symbol appears together as follows below.

© MotoGP Sports Entertainment Group, 2026

Official MotoGP Timing by

www.motogp.com

Le Mans, Friday, May 8, 2026



Le Mans

4185 m.

TOP SPEED & AVERAGE

MICHELIN GRAND PRIX OF FRANCE

FREE PRACTICE NR. 1

#	Rider	Nation	Motorcycle	Top 5 speeds					Average	Top
96	Daniel HORGADO	SPA	KALEX	270.2	269.5	266.6	265.9	265.9	267.6	270.2
80	David ALONSO	COL	KALEX	267.3	267.3	265.2	263.8	263.8	265.5	267.3
53	Deniz ÖNCÜ	TUR	BOSCOSCURO	266.6	265.9	265.9	265.9	263.8	265.3	266.6
71	Ayumu SASAKI	JPN	KALEX	266.6	265.9	265.2	265.2	265.2	265.6	266.6
4	Ivan ORTOLA	SPA	KALEX	265.9	265.2	264.5	264.5	263.8	264.5	265.9
32	Luca LUNETTA	ITA	BOSCOSCURO	265.9	265.2	264.5	264.5	263.8	264.8	265.9
95	Collin VEIJER	NED	KALEX	265.9	264.5	263.1	262.4	262.4	263.5	265.9
9	Jorge NAVARRO	SPA	FORWARD	265.2	265.2	264.5	264.5	263.8	264.6	265.2
14	Tony ARBOLINO	ITA	KALEX	265.2	264.5	263.8	263.1	262.4	263.2	265.2
18	Manuel GONZALEZ	SPA	KALEX	265.2	265.2	265.2	265.2	264.5	265.0	265.2
28	Izan GUEVARA	SPA	BOSCOSCURO	265.2	265.2	264.5	264.5	264.5	264.7	265.2
98	Jose Antonio RUEDA	SPA	KALEX	265.2	263.8	263.1	263.1	262.4	263.2	265.2
54	Alberto FERRANDEZ	SPA	BOSCOSCURO	264.5	263.1	262.4	261.7	261.7	262.5	264.5
7	Barry BALTUS	BEL	KALEX	263.8	262.4	261.0	259.0	259.0	260.7	263.8
13	Celestino VIETTI	ITA	BOSCOSCURO	263.8	263.8	263.1	261.7	261.7	262.5	263.8
24	Marcos RAMIREZ	SPA	KALEX	263.8	261.0	261.0	261.0	260.3	261.1	263.8
72	Taiyo FURUSATO	JPN	KALEX	263.8	263.1	263.1	263.1	261.7	262.8	263.8
99	Adrian HUERTAS	SPA	KALEX	263.8	263.1	262.4	262.4	262.4	262.8	263.8
21	Alonso LOPEZ	SPA	KALEX	263.1	262.4	261.7	261.7	261.0	261.8	263.1
81	Senna AGIUS	AUS	KALEX	263.1	262.4	262.4	261.0	261.0	262.0	263.1
11	Alex ESCRIG	SPA	FORWARD	262.4	261.7	259.6	258.3	258.3	260.1	262.4
64	Mario AJI	INA	KALEX	262.4	262.4	261.0	260.3	260.3	261.1	262.4
3	Sergio GARCIA	SPA	KALEX	261.7	261.7	261.7	261.0	261.0	261.3	261.7
84	Zonta VD GOORBERGH	NED	KALEX	261.7	261.7	261.0	261.0	261.0	261.2	261.7
17	Daniel MUÑOZ	SPA	KALEX	261.0	260.3	259.0	259.0	258.3	259.0	261.0
44	Aron CANET	SPA	BOSCOSCURO	260.3	260.3	258.3	258.3	258.3	259.0	260.3
16	Joe ROBERTS	USA	KALEX	258.3	257.6	257.6	257.0	257.0	257.5	258.3
12	Filip SALAC	CZE	KALEX							257.0

These data/results cannot be reproduced, stored and/or transmitted in whole or in part by any manner of electronic, mechanical, photocopying, recording, broadcasting or otherwise now known or herein after developed without the previous express consent by the copyright owner, except for reproduction in daily press and regular printed publications on sale to the public within 60 days of the event related to those data/results and always provided that copyright symbol appears together as follows below.

© MotoGP Sports Entertainment Group, 2026

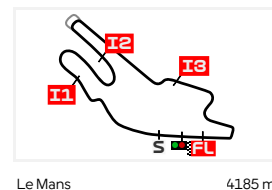
Official MotoGP Timing by www.motogp.com

Le Mans, Friday, May 8, 2026

CHRONOLOGICAL ANALYSIS OF PERFORMANCES

MICHELIN GRAND PRIX OF FRANCE

FREE PRACTICE NR. 1



* Lap / Sector time cancelled
P Crossing the finish line in pit lane

T1 Time from finish line to 1st intermediate
T2 Time from 1st intermed. to 2nd intermed.

T3 Time from 2nd intermed. to 3rd intermed.
T4 Time from 3rd intermediate to finish line

Lap	Lap Time	T1	T2	T3	T4	Speed	Lap	Lap Time	T1	T2	T3	T4	Speed	
1st	18	Manuel GONZALEZ LIQUI MOLY Dynavolt SPA						18	1'35.002 *	20.158 *	23.387	30.484	20.973	262.4
		Runs=2	Total laps=21	Full laps=18	Valid laps=18									
1	2'31.680	31.053	25.575	32.026	22.051									
2	1'36.470	20.407	23.757	30.719	21.587	263.8								
3	1'36.484	20.405	23.751	30.710	21.618	264.5								
4	1'35.858	20.316	23.605	30.512	21.425	265.2								
5	1'35.716	20.357	23.640	30.491	21.228	265.2								
6	1'35.359	20.203	23.510	30.407	21.239	263.8								
7	1'40.186	20.188	23.578	33.576	22.844	263.1								
8	1'35.534	20.220	23.613	30.573	21.128	263.1								
9	1'35.634	20.230	23.595	30.469	21.340	264.5								
10	1'35.667	20.153	23.615	30.462	21.437	265.2								
11	1'35.762	20.437	23.702	30.408	21.215	265.2								
12	1'35.658	20.264	23.555	30.572	21.267	261.0								
13	1'37.284 P	21.119	24.344	31.405	20.416	256.3								
14	8'10.253	30.032	24.446	31.143	21.739									
15	1'35.621	20.356	23.540	30.543	21.182	261.7								
16	1'34.740	20.070	23.378	30.230	21.062	261.0								
17	1'35.228	20.205	23.504	30.363	21.156	261.0								
18	1'35.144	20.082	23.467	30.464	21.131	263.8								
19	1'34.858	20.033	23.450	30.280	21.095	263.1								
20	1'40.049	21.685	25.067	31.409	21.888	256.3								
21	1'35.157	20.182	23.475	30.291	21.209	263.8								
3rd	13	Celestino VIETTI Folladore SpeedRS Tea ITA						13	2'25.955	32.395	25.346	32.074	22.272	
		Runs=3	Total laps=17	Full laps=12	Valid laps=12									
1	2'25.955	32.395	25.346	32.074	22.272									
2	1'41.365	21.321	26.446	31.244	22.354	263.1								
3	1'37.250	20.721	23.967	30.853	21.709	261.0								
4	1'36.570	20.620	23.764	30.680	21.506	263.8								
5	1'39.866	20.780	26.231	31.355	21.500	263.8								
6	1'40.048	20.536	23.776	33.712	22.024	260.3								
7	1'37.736 P	20.583	23.880	30.886	22.387	261.0								
8	8'45.770	30.270	24.346	31.140	21.485									
9	1'36.955	20.794	23.781	30.939	21.441	259.0								
10	1'36.168	20.540	23.660	30.614	21.354	261.0								
11	1'51.687 P	20.498	34.485	35.240	21.464	261.7								
12	6'53.732	32.236	24.766	31.181	21.416									
13	1'35.868	20.468	23.666	30.537	21.197	259.0								
14	1'35.258	20.261	23.471	30.300	21.226	261.7								
15	1'35.174	20.070	23.550	30.428	21.126	261.7								
16	1'35.072	20.130	23.484	30.321	21.137	261.0								
17	1'34.841	20.031	23.490	30.314	21.006	261.7								
4th	7	Barry BALTUS REDS Fantic Racing BEL						7	2'24.746	29.524	24.182	31.204	21.336	
		Runs=2	Total laps=19	Full laps=15	Valid laps=12									
1	2'24.746	29.524	24.182	31.204	21.336									
2	1'36.437	20.439	23.787	30.730	21.481	258.3								
3	1'35.985	20.341	23.581	30.679	21.384	261.0								
4	1'35.919	20.477	23.625	30.518	21.299	262.4								
5	1'35.554	20.238	23.507	30.515	21.294	259.0								
6	1'35.624	20.306	23.561	30.535	21.222	257.6								
7	1'35.373	20.290	23.523	30.385	21.175	258.3								
8	1'35.439	20.270	23.593	30.377	21.199	258.3								
9	1'35.947 *	20.368	23.722	30.435	21.422 *	263.8								
10	1'37.408 *	20.444	23.601	31.741 *	21.622	257.0								
11	1'35.541	20.348	23.537	30.450	21.206	257.6								
12	1'35.552	20.241	23.612	30.449	21.250	256.3								
13	1'35.728	20.232	23.573	30.543	21.380	259.0								
14	1'39.522 P	21.099	24.811	31.780	21.832	257.6								
15	7'48.899	28.522	23.754	30.362	22.025									
16	1'34.887	20.079	23.368	30.345	21.095	257.6								
17	1'34.866	20.122	23.400	30.200	21.144	257.0								
18	1'37.016 *	21.152 *	24.026	30.534	21.304	258.3								
19	1'47.077 P	22.173 *	27.145	35.116 *	22.643	259.0								

Fastest Lap: Manuel GONZALEZ SPA LIQUI MOLY Dynavolt Intact GP **1'34.740** 20.070 23.378 30.230 21.062

These data/results cannot be reproduced, stored and/or transmitted in whole or in part by any manner of electronic, mechanical, photocopying, recording, broadcasting or otherwise now known or herein after developed without the previous express consent by the copyright owner, except for reproduction in daily press and regular printed publications on sale to the public within 60 days of the event related to those data/results and always provided that copyright symbol appears together as follows below.

© MotoGP Sports Entertainment Group, 2026

Official MotoGP Timing by TISSOT

www.motogp.com

Le Mans, Friday, May 8, 2026

Free Practice Nr. 1

Moto2™

Lap	Lap Time	T1	T2	T3	T4	Speed	Lap	Lap Time	T1	T2	T3	T4	Speed		
5th	81	Senna AGIUS				LIQUI MOLY Dynavolt	AUS	8	1'36.164	20.442	23.738	30.602	21.382	263.1	
		Runs=2	Total laps=19	Full laps=16	Valid laps=15		9	1'36.149 *	20.445	23.702	30.654	21.348 *	259.0		
1	2'33.599	29.217	25.425	31.993	21.655		10	1'36.288	20.452	23.807	30.708	21.321	261.7		
2	1'37.129	20.665	23.828	31.204	21.432	259.6	11	1'37.072 *	20.912 *	23.971	30.682	21.507	263.1		
3	1'36.278	20.659	23.553	30.847	21.219	257.6	12	1'46.443 P	20.333	23.689	37.984 *	24.437	261.7		
4	1'36.362 *	20.362	23.549	31.197 *	21.254	256.3	13	9'57.603	31.115	24.416	31.089	21.384			
5	1'36.991	20.696	23.777	31.023	21.495	262.4	14	1'35.572	20.360	23.815	30.296	21.101	261.7		
6	1'35.906	20.426	23.670	30.690	21.120	255.6	15	1'35.218	20.247	23.481	30.329	21.161	265.9		
7	1'35.682	20.208	23.680	30.702	21.092	261.0	16	1'34.915	20.124	23.406	30.280	21.105	263.8		
8	1'36.179	20.229	23.549	30.754	21.647	262.4	17	1'35.045	20.082	23.567	30.320	21.076	265.2		
9	1'35.815	20.232	23.798	30.652	21.133	259.6	18	1'35.635	20.138	23.592	30.606	21.299	264.5		
10	1'35.382	20.164	23.581	30.463	21.174	261.0	19	1'42.885 *	20.191	23.640	35.472 *	23.582	263.8		
11	1'37.462 P	20.288	23.726	31.233	22.215	263.1									
12	10'19.300	31.389	24.887	32.630	21.225										
13	1'34.990	20.318	23.365	30.431	20.876	255.0									
14	1'34.941	20.120	23.463	30.398	20.960	259.0									
15	1'35.176	20.159	23.537	30.302	21.178	259.0									
16	1'34.889	20.189	23.323	30.439	20.938	257.0									
17	1'35.204	20.219	23.588	30.357	21.040	258.3									
18	1'35.199	20.185	23.487	30.498	21.029	259.6									
19	1'35.121	20.159	23.524	30.565	20.873	259.0									
6th	96	Daniel HOLTADO				CFMOTO Inde Aspar T	SPA	8th	14	Tony ARBOLINO				REDS Fantic Racing	ITA
		Runs=2	Total laps=20	Full laps=17	Valid laps=14				Runs=2	Total laps=18	Full laps=15	Valid laps=12			
1	2'27.279	29.339	24.681	31.875	21.820		1	2'44.859	28.837	25.152	32.114	21.922			
2	1'38.352	20.766	24.401	31.461	21.724	261.0	2	1'38.050	20.872	24.115	31.350	21.713	261.0		
3	1'39.332	20.493	23.839	32.307	22.693	261.0	3	1'36.426	20.483	23.761	30.861	21.321	261.0		
4	1'36.354	20.465	23.777	30.761	21.351	265.9	4	1'36.910	20.380	24.194	30.891	21.445	261.0		
5	1'36.082	20.528	23.584	30.723	21.247	266.6	5	1'35.931	20.274	23.703	30.602	21.352	261.0		
6	1'35.675	20.237	23.565	30.553	21.320	263.1	6	1'37.867	20.367	23.951	31.652	21.897	262.4		
7	1'35.703	20.217	23.505	30.684	21.297	270.2	7	1'35.945	20.166	23.765	30.677	21.337	262.4		
8	1'43.895 *	20.228	23.565	37.827 *	22.275	269.5	8	1'39.129 *	20.708 *	25.028	31.551	21.842	262.4		
9	1'36.451 *	20.372	23.659	30.888 *	21.532	261.0	9	1'36.594	20.530	23.868	30.777	21.419	263.1		
10	1'36.377	20.226	23.716	30.691	21.744	264.5	10	1'39.524 P	20.313	23.767	32.180 *	23.264	261.7		
11	1'36.756 *	20.908 *	23.693	30.772	21.383	261.7	11	12'03.799	29.869	25.291	31.090	21.423			
12	1'36.211	20.442	23.662	30.684	21.423	261.7	12	1'39.470	20.207	23.543	30.434	25.286	261.7		
13	1'35.664	20.339	23.636	30.528	21.161	261.7	13	1'34.962	20.076	23.361	30.343	21.182	261.7		
14	1'45.497 P	20.367	23.624	37.460	24.046	261.0	14	1'40.155 *	20.113	23.395	34.280 *	22.367	262.4		
15	9'01.505	32.830	25.323	33.857	21.288		15	1'35.660	20.341	23.520	30.428	21.371	263.8		
16	1'35.442	20.236	23.482	30.450	21.274	262.4	16	1'35.365	20.055	23.577	30.362	21.371	264.5		
17	1'34.997	20.180	23.378	30.365	21.074	263.1	17	1'37.279 *	20.055	23.708	31.728 *	21.788	265.2		
18	1'34.962	20.158	23.479	30.314	21.011	265.9	18	1'35.724	20.241	23.703	30.458	21.322	262.4		
19	1'34.889	20.151	23.406	30.184	21.148	263.8									
20	1'35.414	20.127	23.438	30.512	21.337	261.0									
7th	4	Ivan ORTOLA				QJMOTOR - El Motorist	SPA	9th	21	Alonso LOPEZ				ITALJET Gresini Moto2	SPA
		Runs=2	Total laps=19	Full laps=16	Valid laps=12				Runs=2	Total laps=20	Full laps=17	Valid laps=16			
1	2'39.995	31.149	26.024	32.172	22.032		1	1'57.606	31.084	25.748	32.322	22.165			
2	1'37.759 *	20.866	24.032	30.950	21.911 *	262.4	2	1'38.598	21.164	24.136	31.512	21.786	256.3		
3	1'36.323	20.443	23.671	30.604	21.605	264.5	3	1'37.072	20.897	23.873	30.846	21.456	254.3		
4	1'35.886	20.278	23.675	30.525	21.408	262.4	4	1'36.709	20.553	23.752	30.944	21.460	258.3		
5	1'36.374	20.299	23.786	30.596	21.693	261.7	5	1'36.282	20.427	23.759	30.720	21.376	258.3		
6	1'36.596	20.694	23.733	30.838	21.331	263.8	6	1'36.199	20.448	23.701	30.781	21.269	258.3		
7	1'38.104	20.507	23.811	32.237	21.549	261.7	7	1'43.566	20.443	23.675	35.939	23.509	260.3		
							8	1'36.268	20.259	23.697	30.831	21.481	260.3		
							9	1'36.006	20.345	23.804	30.602	21.255	261.7		
							10	1'37.784	20.286	23.834	30.732	22.932	260.3		
							11	1'35.941	20.329	23.704	30.666	21.242	259.6		
							12	1'41.155 P	20.900 *	25.670	31.844	22.741	256.3		
							13	9'37.824	32.195	26.130	31.286	21.520			
							14	1'36.137	20.438	23.555	31.007	21.137	258.3		
							15	1'34.996	20.144	23.430	30.319	21.103	260.3		
							16	1'35.019	20.120	23.457	30.328	21.114	262.4		
							17	1'35.347	20.175	23.523	30.439	21.210	263.1		
							18	1'35.571	20.181	23.607	30.551	21.232	261.0		
							19	1'37.747 *	20.238	23.627	32.179 *	21.703	261.7		
Fastest Lap: Manuel GONZALEZ SPA LIQUI MOLY Dynavolt Intact GP 1'34.740 20.070 23.378 30.230 21.062															

These data/results cannot be reproduced, stored and/or transmitted in whole or in part by any manner of electronic, mechanical, photocopying, recording, broadcasting or otherwise now known or herein after developed without the previous express consent by the copyright owner, except for reproduction in daily press and regular printed publications on sale to the public within 60 days of the event related to those data/results and always provided that copyright symbol appears together as follows below.

© MotoGP Sports Entertainment Group, 2026

Official MotoGP Timing by  TISSOT

www.motogp.com

Le Mans, Friday, May 8, 2026

Page 2 of 6



Free Practice Nr. 1

Moto2™

Lap	Lap Time	T1	T2	T3	T4	Speed	Lap	Lap Time	T1	T2	T3	T4	Speed
20	1'35.551	20.207	23.577	30.565	21.202	261.0	13	1'35.570	20.222	23.516	30.484	21.348	265.2
10th 44 Aron CANET ELF Marc VDS Racing T SPA Runs=3 Total laps=15 Full laps=10 Valid laps=9							14 1'40.506 * 20.427 23.640 32.904 * 23.535 261.7						
1	2'37.224	30.989	26.032	32.234	21.742		15	1'35.616	20.253	23.631	30.480	21.252	265.9
2	1'37.718	20.890	24.042	31.357	21.429	257.0	16	1'35.351	20.319	23.557	30.332	21.143	263.1
3	1'37.212	20.599	24.143	31.090	21.380	258.3	17	1'35.491	20.246	23.581	30.377	21.287	263.8
4	1'36.672	20.537	23.872	30.930	21.333	257.6	18	1'39.776 * 21.303 * 26.540 30.541 21.392 264.5					
5	1'42.811 P 20.468 25.531 33.001 23.811 257.6						13th 3 Sergio GARCIA ITALJET Gresini Moto2 SPA Runs=2 Total laps=19 Full laps=16 Valid laps=13						
6	11'54.221 * 32.767 24.342 31.384 * 21.389						1	2'02.563 29.968 24.927 32.328 23.142					
7	1'36.364	20.429	23.800	30.820	21.315	255.0	2	1'38.133	20.850	24.009	31.538	21.736	257.6
8	1'36.234	20.520	23.702	30.756	21.256	258.3	3	1'37.314	20.893	23.868	30.949	21.604	261.7
9	1'36.087	20.346	23.799	30.705	21.237	257.6	4	1'36.512	20.513	23.681	30.821	21.497	259.6
10	1'43.143 P 21.218 * 25.160 32.704 24.061 257.6						5	1'36.454	20.529	23.804	30.762	21.359	261.0
11	6'40.691 * 33.294 24.894 34.886 * 22.604						6	1'36.153	20.384	23.639	30.589	21.541	260.3
12	1'35.806	20.267	23.667	30.836	21.036	258.3	7	1'37.989	20.369	23.941	31.017	22.662	261.0
13	1'35.388	20.171	23.654	30.514	21.049	258.3	8	1'37.079	20.531	23.894	31.060	21.594	259.6
14	1'39.039 * 21.078 * 24.801 31.799 * 21.361 260.3						9	1'36.700	20.672	23.928	30.647	21.453	258.3
15	1'35.189	20.044 23.557 30.549 21.039 260.3					10	1'36.089	20.282	23.688	30.535	21.584	261.0
11th 95 Collin VEIJER Red Bull KTM Ajo NED Runs=2 Total laps=18 Full laps=15 Valid laps=14							11 1'46.646 P 20.524 25.005 35.836 25.281 258.3						
1	3'03.414 31.139 26.196 33.134 22.766						12	10'57.173 31.456 24.916 31.214 21.573					
2	1'39.363	21.265	24.611	31.683	21.804	260.3	13	1'36.579 * 20.705 * 23.720 30.688 21.466 259.6					
3	1'39.072	20.657	25.059	31.534	21.822	261.7	14	1'35.706	20.321	23.475	30.589	21.321	260.3
4	1'37.326	20.613	24.100	30.964	21.649	260.3	15	1'35.554	20.255	23.572	30.316	21.411	261.0
5	1'37.978	20.433	24.016	30.910	22.619	259.0	16	1'35.951	20.335	23.606	30.581	21.429	260.3
6	1'36.581	20.526	23.956	30.713	21.386	257.6	17	1'42.501 * 20.403 * 27.127 32.496 * 22.475 261.7					
7	1'39.521 * 22.088 * 24.725 31.023 21.685 261.7						18	1'41.239 * 20.382 23.853 33.877 * 23.127 261.7					
8	1'36.546	20.460	23.832	30.657	21.597	262.4	19	1'35.406	20.166 23.608 30.387 21.245 261.0				
9	1'36.415	20.458	23.769	30.747	21.441	260.3	14th 53 Deniz ÖNCÜ ELF Marc VDS Racing T TUR Runs=2 Total laps=20 Full laps=17 Valid laps=17						
10	1'35.863	20.327	23.710	30.580	21.246	261.7	1	2'32.195 31.024 25.470 31.870 21.949					
11	1'38.951 P 21.158 * 24.212 31.150 22.431 261.7						2	1'37.178	20.667	23.965	31.151	21.395	260.3
12	11'24.389 32.816 31.866 32.176 22.542						3	1'36.609	20.616	23.843	30.811	21.339	260.3
13	1'39.636	20.332	23.637	34.220	21.447	260.3	4	1'36.098	20.423	23.738	30.770	21.167	263.1
14	1'36.098	20.155	23.909	30.803	21.231	263.1	5	1'35.882	20.288	23.754	30.560	21.280	263.8
15	1'35.995	20.226	23.922	30.431	21.416	265.9	6	1'36.282	20.497	23.770	30.701	21.314	263.1
16	1'35.274	20.128	23.514	30.479	21.153	262.4	7	1'36.198	20.514	23.776	30.656	21.252	261.0
17	1'35.203	20.154 23.512 30.451 21.086 262.4					8	1'36.081	20.396	23.777	30.642	21.266	265.9
18	1'35.442	20.046 23.528 30.501 21.367 264.5					9	1'35.785	20.352	23.751	30.327	21.355	261.7
12th 71 Ayumu SASAKI Momoven Idrofoglia R JPN Runs=2 Total laps=18 Full laps=15 Valid laps=13							10 1'36.615 20.377 23.786 30.650 21.802 263.8						
1	2'27.401 30.713 25.073 31.707 21.718						11	1'36.407	20.398	23.774	30.700	21.535	265.9
2	1'38.304	20.846	24.361	31.388	21.709	260.3	12	1'37.733 P 20.660 24.068 31.451 21.554 261.7					
3	1'37.228	20.666	23.805	31.132	21.625	259.6	13	8'50.350 29.265 24.427 31.398 22.009					
4	1'37.206	20.707	24.067	30.966	21.466	260.3	14	1'35.508	20.455 23.531 30.370 21.152 259.0				
5	1'36.486	20.662	23.834	30.647	21.343	261.0	15	1'35.525	20.377	23.606	30.370	21.172	261.7
6	1'36.097	20.394	23.577	30.529	21.597	263.8	16	1'48.016	20.320	23.823	42.463	21.410	260.3
7	1'36.335	20.734	23.733	30.549	21.319	263.1	17	1'35.658	20.282	23.593	30.466	21.317	263.1
8	1'36.180	20.298	23.806	30.724	21.352	266.6	18	1'35.667	20.232	23.713	30.392	21.330	265.9
9	1'36.324	20.400	23.779	30.624	21.521	262.4	19	1'36.397	20.367	23.809	30.551	21.670	266.6
10	1'36.648	20.505	23.747	30.877	21.519	265.2	20	1'35.997	20.341	23.612	30.479	21.565	261.7
11	1'43.831 P 22.404 * 25.664 31.795 23.968 265.2						15th 84 Zonta VD GOORBERGH Momoven Idrofoglia R NED Runs=2 Total laps=19 Full laps=16 Valid laps=14						
12	12'03.676 29.348 26.589 31.828 22.913						1	2'18.272 30.826 25.781 32.924 22.585					

Fastest Lap: Manuel GONZALEZ SPA LIQUI MOLY Dynavolt Intact GP **1'34.740** 20.070 23.378 30.230 21.062

These data/results cannot be reproduced, stored and/or transmitted in whole or in part by any manner of electronic, mechanical, photocopying, recording, broadcasting or otherwise now known or herein after developed without the previous express consent by the copyright owner, except for reproduction in daily press and regular printed publications on sale to the public within 60 days of the event related to those data/results and always provided that copyright symbol appears together as follows below.

© MotoGP Sports Entertainment Group, 2026

Official MotoGP Timing by TISSOT

www.motogp.com

Le Mans, Friday, May 8, 2026

Page 3 of 6

Free Practice Nr. 1

Moto2™

Lap	Lap Time	T1	T2	T3	T4	Speed
2	1'39.493	21.300	24.493	31.841	21.859	257.6
3	1'39.258	20.890	24.183	31.921	22.264	260.3
4	1'38.392	21.044	24.007	31.372	21.969	261.0
5	1'37.504	20.835	23.984	31.017	21.668	261.7
6	1'37.079	20.577	23.851	31.107	21.544	260.3
7	1'36.875	20.547	23.817	31.041	21.470	260.3
8	1'36.586	20.548	23.853	30.779	21.406	260.3
9	1'36.574	20.446	23.899	30.613	21.616	259.6
10	1'36.431	20.407	23.805	30.790	21.429	261.0
11	1'42.832 P	22.033 *	27.200	31.711	21.888	261.7
12	11'09.074	30.370	24.619	31.269	21.893	
13	1'36.510	20.546	23.826	30.789	21.349	257.6
14	1'44.132 *	20.401	23.709	37.434 *	22.588	259.6
15	1'35.868	20.344	23.559	30.733	21.232	261.0
16	1'44.439 *	20.365	23.721	36.225 *	24.128	261.0
17	1'36.559	20.698	23.689	30.816	21.356	261.0
18	1'35.690	20.300	23.629	30.534	21.227	259.0
19	1'35.559	20.200	23.634	30.560	21.165	259.0

16th 16 **Joe ROBERTS** OnlyFans American Rac USA
Runs=3 Total laps=11 Full laps=7 Valid laps=6

1	2'55.197 P	31.199	30.114	42.423	23.943	
2	19'02.965	31.738	25.565	36.243	22.478	
3	1'38.397	21.203	24.096	31.349	21.749	251.1
4	1'37.503	20.907	23.993	31.087	21.516	256.3
5	1'36.890	20.547	24.048	30.803	21.492	256.3
6	1'37.322 *	20.968 *	24.086	30.810	21.458	257.0
7	1'36.247 P	20.426	23.684	31.241	20.896	257.0
8	5'40.936	31.513	27.644	31.158	21.507	
9	1'36.182	20.364	23.624	30.646	21.548	257.6
10	1'35.579	20.151	23.487	30.597	21.344	257.6
11	1'35.887	20.134	23.605	30.727	21.421	258.3

17th 80 **David ALONSO** CFMOTO Inde Aspar T COL
Runs=2 Total laps=19 Full laps=16 Valid laps=16

1	3'55.864	33.396	27.727	33.534	23.323	
2	1'41.097	21.558	25.128	32.084	22.327	258.3
3	1'38.351	20.962	24.078	31.350	21.961	260.3
4	1'38.495	20.827	24.415	31.481	21.772	262.4
5	1'36.992	20.498	23.923	31.045	21.526	263.1
6	1'36.722	20.510	23.834	30.859	21.519	263.8
7	1'36.684	20.482	23.908	30.837	21.457	265.2
8	1'36.018	20.451	23.725	30.519	21.323	263.1
9	1'37.013	20.446	23.791	30.963	21.813	267.3
10	1'37.081	20.484	24.103	30.825	21.669	263.8
11	1'36.077	20.552	23.606	30.771	21.148	260.3
12	1'36.762	20.607	23.810	30.773	21.572	267.3
13	1'41.142 P	20.842	24.440	31.932	23.928	261.0
14	8'31.471	32.174	25.726	31.749	21.843	
15	1'36.437	20.637	23.780	30.688	21.332	260.3
16	1'36.937	20.680	24.003	30.673	21.581	261.7
17	1'35.886	20.373	23.666	30.520	21.327	262.4
18	1'36.009	20.419	23.713	30.605	21.272	262.4
19	1'35.583	20.279	23.686	30.344	21.274	263.1

Lap	Lap Time	T1	T2	T3	T4	Speed
18th 32	Luca LUNETTA	Folladore SpeedRS Tea		ITA		
	Runs=3	Total laps=19	Full laps=14	Valid laps=13		
1	2'12.155	31.232	26.273	32.910	23.238	
2	1'40.985	21.584	25.003	32.328	22.070	261.7
3	1'38.960	21.045	24.407	31.631	21.877	261.7
4	1'38.431	20.976	24.159	31.445	21.851	261.0
5	1'38.547	20.824	24.150	31.087	22.486	263.1
6	1'37.579	20.782	23.861	31.245	21.691	263.8
7	1'37.904	20.713	24.189	31.314	21.688	261.7
8	1'39.978	20.586	24.048	32.161	23.183	262.4
9	1'36.845	20.501	23.881	30.812	21.651	264.5
10	1'36.715	20.527	23.781	30.899	21.508	263.1
11	1'37.456	20.668	24.097	30.938	21.753	264.5
12	1'38.233 P	20.657	23.981	31.190	22.405	265.9
13	7'10.345	30.823	25.160	31.650	21.894	
14	1'37.637	20.805	24.046	31.056	21.730	260.3
15	1'38.165 P	20.799	24.163	31.034	22.169	261.0
16	5'00.645	30.619	24.545	31.139	21.615	
17	1'36.514	20.572	23.719	30.683	21.540	262.4
18	1'35.861 *	20.418	23.616	30.500 *	21.327	263.1
19	1'35.677	20.299	23.574	30.562	21.242	265.2

19th 99 **Adrian HUERTAS** Italtrans Racing Team SPA
Runs=2 Total laps=17 Full laps=14 Valid laps=11

1	2'25.562	31.655	25.991	33.029	22.068	
2	1'40.428 *	21.720 *	24.489	31.976	22.243	259.0
3	1'37.504	20.704	24.032	31.302	21.466	263.8
4	1'37.249	20.562	24.004	30.941	21.742	262.4
5	1'37.686 *	20.440	23.874	31.879 *	21.493	263.1
6	1'37.147	20.481	23.890	31.059	21.717	261.7
7	1'37.180	20.507	23.979	31.220	21.474	258.3
8	1'36.464	20.267	23.784	30.930	21.483	262.4
9	1'36.621	20.481	23.823	30.827	21.490	261.0
10	1'41.785 P	20.441	23.837	35.235	22.272	260.3
11	13'33.061	31.141	25.244	31.133	21.345	
12	1'35.832	20.370	23.602	30.709	21.151	260.3
13	1'35.411 *	19.843 *	23.701	30.521	21.346	261.7
14	1'36.317	20.318	24.081	30.522	21.396	262.4
15	1'35.704	20.279	23.610	30.471	21.344	262.4
16	1'35.772	20.291	23.655	30.589	21.237	261.7
17	1'35.714	20.282	23.582	30.653	21.197	261.7

20th 17 **Daniel MUÑOZ** Italtrans Racing Team SPA
Runs=2 Total laps=19 Full laps=16 Valid laps=12

1	2'01.660	30.152	24.801	32.038	22.099	
2	1'38.283	20.850	24.054	31.553	21.826	256.3
3	1'37.330	20.671	23.909	31.157	21.593	257.0
4	1'36.720	20.652	23.771	30.757	21.540	257.0
5	1'36.441	20.426	23.707	30.813	21.495	256.3
6	1'36.176 *	20.396 *	23.712	30.512	21.556	257.6
7	1'40.397 *	21.837 *	25.389	31.411	21.760	257.6
8	1'36.187	20.300	23.680	30.847	21.360	258.3
9	1'36.050	20.305	23.664	30.711	21.370	258.3
10	1'36.056 *	20.230 *	23.690	30.720	21.416	261.0

Fastest Lap: Manuel GONZALEZ SPA LIQUI MOLY Dynavolt Intact GP **1'34.740** 20.070 23.378 30.230 21.062

These data/results cannot be reproduced, stored and/or transmitted in whole or in part by any manner of electronic, mechanical, photocopying, recording, broadcasting or otherwise now known or herein after developed without the previous express consent by the copyright owner, except for reproduction in daily press and regular printed publications on sale to the public within 60 days of the event related to those data/results and always provided that copyright symbol appears together as follows below.

© MotoGP Sports Entertainment Group, 2026

Official MotoGP Timing by TISSOT

www.motogp.com

Le Mans, Friday, May 8, 2026

Page 4 of 6



Free Practice Nr. 1

Moto2™

Lap	Lap Time	T1	T2	T3	T4	Speed
11	1'37.455	20.447	24.245	31.235	21.528	260.3
12	1'40.663 P	21.390	25.083	31.494	22.696	257.6
13	10'44.381	30.174	24.360	31.111	21.556	
14	1'35.816	20.404	23.667	30.507	21.238	257.0
15	1'35.748	20.261	23.604	30.538	21.345	259.0
16	1'37.446 *	20.343 *	24.731	30.955	21.417	258.3
17	1'35.924	20.324	23.655	30.623	21.322	259.0
18	1'35.715	20.279	23.656	30.512	21.268	258.3
19	1'35.717	20.244	23.684	30.452	21.337	258.3

21st		9		Jorge NAVARRO		KLINT Racing Team		SPA	
		Runs=2		Total laps=19		Full laps=16		Valid laps=16	
1	2'21.308	31.940	26.322	32.642	22.464				
2	1'39.053	21.403	24.381	31.311	21.958	260.3			
3	1'37.829	20.826	24.259	31.136	21.608	261.7			
4	1'37.443	20.613	24.103	30.902	21.825	263.1			
5	1'39.736	21.209	25.129	31.576	21.822	261.7			
6	1'36.899	20.568	23.884	31.041	21.406	261.0			
7	1'36.385	20.274	23.838	30.848	21.425	263.1			
8	1'36.886	20.588	23.917	30.969	21.412	264.5			
9	1'36.187	20.363	23.787	30.615	21.422	263.8			
10	1'38.783	21.309	25.169	30.758	21.547	264.5			
11	1'37.144	20.461	23.930	31.059	21.694	261.0			
12	1'43.480 P	20.430	23.922	35.399	23.729	262.4			
13	10'24.902	32.622	29.757	31.997	22.927				
14	1'39.375	20.287	23.737	34.062	21.289	261.0			
15	1'35.924	20.360	23.597	30.754	21.213	263.1			
16	1'36.591	20.274	24.209	30.671	21.437	265.2			
17	1'35.757	20.223	23.755	30.417	21.362	263.1			
18	1'36.810	20.394	23.805	30.638	21.973	263.1			
19	1'36.224	20.353	23.767	30.639	21.465	265.2			

22nd		54		Alberto FERRANDEZ		BLU CRU Pramac Yama		SPA	
		Runs=2		Total laps=20		Full laps=17		Valid laps=13	
1	2'29.263	30.438	25.067	32.633	22.011				
2	1'39.084	21.061	24.170	31.722	22.131	256.3			
3	1'37.314	20.588	23.899	31.108	21.719	261.7			
4	1'37.374	20.557	24.067	31.130	21.620	263.1			
5	1'37.441	20.656	23.963	31.023	21.799	262.4			
6	1'37.011	20.608	23.699	30.840	21.864	259.0			
7	1'36.852 *	20.437 *	23.842	30.999	21.574	261.0			
8	1'36.704	20.443	23.812	30.868	21.581	261.0			
9	1'36.523	20.457	23.778	30.807	21.481	261.7			
10	1'38.195	20.497	24.151	31.158	22.389	261.7			
11	1'37.273 *	20.878 *	24.077	30.825	21.493	264.5			
12	1'36.478 *	20.539 *	23.868	30.658	21.413	260.3			
13	1'36.019	20.361	23.721	30.598	21.339	261.0			
14	1'42.757 *	20.443	23.725	33.171 *	25.418	259.6			
15	1'36.825	20.620	23.761	30.832	21.612	259.0			
16	1'40.976 P	21.457 *	25.064	32.440 *	22.015	257.6			
17	8'23.914	29.942	23.953	31.003	21.662				
18	1'36.003	20.556	23.678	30.447	21.322	258.3			
19	1'35.777	20.382	23.660	30.417	21.318	260.3			
20	1'36.016	20.340	23.707	30.544	21.425	261.0			

Lap	Lap Time	T1	T2	T3	T4	Speed
23rd	24	Marcos RAMIREZ		QJMOTOR - El Motorist		SPA
		Runs=2	Total laps=18	Full laps=15	Valid laps=12	
1	2'34.369	31.406	26.671	32.621	22.938	
2	1'40.089	21.109	24.503	32.116	22.361	260.3
3	1'39.061	20.946	24.670	31.634	21.811	260.3
4	1'37.977	20.776	24.314	31.267	21.620	259.6
5	1'39.156 *	20.150 *	24.497	32.446	22.063	259.6
6	1'37.592	20.750	23.966	31.170	21.706	259.6
7	1'37.334	20.610	23.935	31.211	21.578	257.0
8	1'37.054	20.662	23.860	30.931	21.601	261.0
9	1'40.151 *	21.135 *	26.603	30.886	21.527	257.6
10	1'36.940	20.555	23.755	30.952	21.678	260.3
11	1'39.318 *	21.577 *	24.688	31.181	21.872	257.6
12	1'37.355	20.780	23.944	31.030	21.601	255.0
13	1'41.803 P	20.659	23.781	34.586	22.777	259.6
14	11'55.951	31.791	26.771	33.020	21.601	
15	1'36.731	20.490	23.627	30.768	21.846	261.0
16	1'37.711	20.446	25.328	30.767	21.170	259.0
17	1'35.784	20.229	23.534	30.682	21.339	263.8
18	1'38.475	20.345	23.692	32.973	21.465	261.0

24th		98		Jose Antonio RUEDA		Red Bull KTM Ajo		SPA	
		Runs=2		Total laps=20		Full laps=17		Valid laps=15	
1	2'21.222	32.518	26.396	32.995	22.474				
2	1'40.288	21.446	24.700	31.963	22.179	259.0			
3	1'38.700	20.715	24.367	31.590	22.028	263.8			
4	1'38.120	20.651	24.393	31.287	21.789	259.0			
5	1'37.363	20.593	24.105	31.058	21.607	262.4			
6	1'37.272	20.488	23.898	30.997	21.889	262.4			
7	1'37.304	20.613	24.039	31.021	21.631	265.2			
8	1'39.597	20.403	24.070	31.615	23.509	263.1			
9	1'37.415	20.615	24.098	31.093	21.609	260.3			
10	1'38.388	20.689	24.190	31.364	22.145	262.4			
11	1'37.944 *	20.886 *	24.071	31.330	21.657	261.0			
12	1'36.904	20.418	24.097	30.864	21.525	261.7			
13	1'36.535	20.337	23.878	30.823	21.497	261.7			
14	1'36.715 P	20.378	23.815	30.992	21.530	260.3			
15	8'45.808	33.485	27.858	31.351	21.785				
16	1'36.620	20.550	23.766	30.831	21.473	258.3			
17	1'38.272 *	20.687	23.799	32.237 *	21.549	261.0			
18	1'36.272	20.422	23.799	30.685	21.366	263.1			
19	1'36.087	20.352	23.785	30.601	21.349	261.0			
20	1'35.979	20.261	23.739	30.701	21.278	261.7			

25th		11		Alex ESCRIG		KLINT Racing Team		SPA	
		Runs=3		Total laps=13		Full laps=9		Valid laps=8	
1	2'45.991 P	32.769	26.302	34.630	24.550				
2	12'17.957	32.190	24.874	32.009	22.204				
3	1'38.409 *	20.701 *	24.490	31.434	21.784	257.0			
4	1'37.114	20.677	23.928	30.961	21.548	257.6			
5	1'36.607	20.402	23.803	30.891	21.511	257.6			
6	1'39.802	20.481	25.145	32.628	21.548	257.6			
7	1'36.711	20.369	23.839	30.932	21.571	258.3			
8	1'43.678 P	21.921	26.199	33.093	22.465	244.4			

Fastest Lap: Manuel GONZALEZ SPA LIQUI MOLY Dynavolt Intact GP **1'34.740** 20.070 23.378 30.230 21.062

These data/results cannot be reproduced, stored and/or transmitted in whole or in part by any manner of electronic, mechanical, photocopying, recording, broadcasting or otherwise now known or herein after developed without the previous express consent by the copyright owner, except for reproduction in daily press and regular printed publications on sale to the public within 60 days of the event related to those data/results and always provided that copyright symbol appears together as follows below.

© MotoGP Sports Entertainment Group, 2026

Official MotoGP Timing by TISSOT

www.motogp.com

Le Mans, Friday, May 8, 2026

Page 5 of 6



Free Practice Nr. 1

Moto2™

Lap	Lap Time	T1	T2	T3	T4	Speed	Lap	Lap Time	T1	T2	T3	T4	Speed
9	0'43.821	34.269	26.878	31.188	21.399								
10	1'38.511	20.363	23.697	30.769	23.682	259.6							
11	1'36.049	20.316	23.663	30.723	21.347	262.4							
12	1'36.607	20.635	23.900	30.814	21.258	261.7							
13	1'36.621	20.552	23.869	30.702	21.498	258.3							

26th 72 Taiyo FURUSATO Idemitsu Honda Team JPN
Runs=2 Total laps=18 Full laps=15 Valid laps=12

1	1'59.703	30.329	25.488	32.653	22.538								
2	1'40.890	21.508	24.837	32.042	22.503	258.3							
3	1'38.221 *	20.941 *	24.376	31.056	21.848	261.7							
4	1'38.907	20.468	24.190	31.215	23.034	261.7							
5	1'44.304	20.596	25.723	32.819	25.166	259.6							
6	1'38.018	20.728	24.158	31.208	21.924	261.0							
7	1'37.545	20.670	24.159	31.028	21.688	259.0							
8	1'37.257	20.436	24.156	31.032	21.633	261.0							
9	1'38.757 *	20.731 *	24.823	31.578	21.625	260.3							
10	1'39.546	21.287	25.219	31.413	21.627	259.6							
11	1'42.162 P	20.929 *	25.466	32.569 *	23.198	260.3							
12	12'07.622 *	30.944	25.482	31.996 *	21.947								
13	1'41.051 *	21.345 *	24.374	33.693 *	21.639	260.3							
14	1'36.674	20.510	23.879	30.849	21.436	263.1							
15	1'38.008	20.658	24.584	31.363	21.403	261.0							
16	1'36.300	20.220	23.942	30.808	21.330	263.1							
17	1'36.442	20.353	23.890	30.752	21.447	263.8							
18	1'36.394	20.296	23.989	30.688	21.421	263.1							

27th 64 Mario AJI Idemitsu Honda Team INA
Runs=2 Total laps=20 Full laps=17 Valid laps=13

1	2'05.551	30.899	26.039	38.950	22.873								
2	1'39.947	21.076	24.508	32.103	22.260	256.3							
3	1'38.566	21.007	24.214	31.540	21.805	259.0							
4	1'37.684	20.588	23.955	31.326	21.815	260.3							
5	1'39.574	20.580	24.414	32.776	21.804	259.6							
6	1'38.476 *	20.768	23.892	31.971 *	21.845	259.0							
7	1'37.315	20.682	23.938	31.165	21.530	258.3							
8	1'36.534	20.438	23.721	30.977	21.398	259.6							
9	1'41.481	21.200	25.343	32.947	21.991	256.3							
10	1'37.622	20.760	24.079	31.187	21.596	260.3							
11	1'36.986	20.460	23.886	31.099	21.541	259.0							
12	1'50.919 P	20.908	32.131	32.898	24.982	258.3							
13	8'37.354 *	35.483	26.657	36.254	22.788 *								
14	1'40.451	21.703	25.888	31.229	21.631	255.0							
15	1'36.963 *	20.610 *	24.019	30.904	21.430 *	261.0							
16	1'36.445	20.441	23.598	30.988	21.418	260.3							
17	1'37.568	20.722	24.391	30.976	21.479	258.3							
18	1'35.940 *	20.319 *	23.616	30.787	21.218	262.4							
19	1'39.051 *	20.504	24.519	32.133 *	21.895	262.4							
20	1'37.225	20.527	24.091	31.004	21.603	259.0							

28th 12 Filip SALAC OnlyFans American Rac CZE
Runs=3 Total laps=3 Full laps=0 Valid laps=0

1	2'58.138 P	38.292	44.402	50.079	26.349								
2	7'41.774 P	33.630	26.285	32.401	21.007								
3	6'14.808	32.455	25.684	31.775	21.717								

Fastest Lap: Manuel GONZALEZ SPA LIQUI MOLY Dynavolt Intact GP **1'34.740** 20.070 23.378 30.230 21.062

These data/results cannot be reproduced, stored and/or transmitted in whole or in part by any manner of electronic, mechanical, photocopying, recording, broadcasting or otherwise now known or herein after developed without the previous express consent by the copyright owner, except for reproduction in daily press and regular printed publications on sale to the public within 60 days of the event related to those data/results and always provided that copyright symbol appears together as follows below.

© MotoGP Sports Entertainment Group, 2026

Official MotoGP Timing by  TISSOT

www.motogp.com

Le Mans, Friday, May 8, 2026

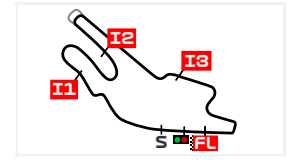
Page 6 of 6



BEST PARTIAL TIMES

MICHELIN GRAND PRIX OF FRANCE

FREE PRACTICE NR. 1



Le Mans 4185 m.

IT Ideal Lap Time, sum of the best partial times

BT Best Lap Time

Pos	T1		T2		T3		T4		Pos	Rider	IT	BT	
	Rider	Time	Rider	Time	Rider	Time	Rider	Time					
1	C.VIETTI	20.031	S.AGIUS	23.323	D.HOLGADO	30.184	S.AGIUS	20.873	1	S.AGIUS	1'34.618	1'34.889	(5)
2	M.GONZALEZ	20.033	T.ARBOLINO	23.361	B.BALTUS	30.200	I.GUEVARA	20.973	2	I.GUEVARA	1'34.679	1'34.823	(2)
3	A.CANET	20.044	B.BALTUS	23.368	M.GONZALEZ	30.230	C.VIETTI	21.006	3	D.HOLGADO	1'34.700	1'34.889	(6)
4	C.VEIJER	20.046	M.GONZALEZ	23.378	I.GUEVARA	30.250	D.HOLGADO	21.011	4	M.GONZALEZ	1'34.703	1'34.740	(1)
5	T.ARBOLINO	20.055	D.HOLGADO	23.378	I.ORTOLA	30.280	A.CANET	21.036	5	B.BALTUS	1'34.742	1'34.866	(4)
6	I.GUEVARA	20.069	I.GUEVARA	23.387	C.VIETTI	30.300	M.GONZALEZ	21.062	6	C.VIETTI	1'34.808	1'34.841	(3)
7	B.BALTUS	20.079	I.ORTOLA	23.406	S.AGIUS	30.302	I.ORTOLA	21.076	7	I.ORTOLA	1'34.844	1'34.915	(7)
8	I.ORTOLA	20.082	A.LOPEZ	23.430	S.GARCIA	30.316	C.VEIJER	21.086	8	T.ARBOLINO	1'34.941	1'34.962	(8)
9	A.LOPEZ	20.120	C.VIETTI	23.471	A.LOPEZ	30.319	B.BALTUS	21.095	9	A.LOPEZ	1'34.972	1'34.996	(9)
10	S.AGIUS	20.120	S.GARCIA	23.475	D.ÖNCÜ	30.327	A.LOPEZ	21.103	10	C.VEIJER	1'35.075	1'35.203	(11)
11	D.HOLGADO	20.127	J.ROBERTS	23.487	A.SASAKI	30.332	A.SASAKI	21.143	11	A.CANET	1'35.151	1'35.189	(10)
12	J.ROBERTS	20.134	C.VEIJER	23.512	T.ARBOLINO	30.343	D.ALONSO	21.148	12	S.GARCIA	1'35.202	1'35.406	(13)
13	S.GARCIA	20.166	A.SASAKI	23.516	D.ALONSO	30.344	A.HUERTAS	21.151	13	A.SASAKI	1'35.213	1'35.351	(12)
14	Z.VD GOORBER	20.200	D.ÖNCÜ	23.531	J.NAVARRO	30.417	D.ÖNCÜ	21.152	14	D.ÖNCÜ	1'35.242	1'35.508	(14)
15	T.FURUSATO	20.220	M.RAMIREZ	23.534	A.FERRANDEZ	30.417	Z.VD GOORBER	21.165	15	D.ALONSO	1'35.377	1'35.583	(17)
16	A.SASAKI	20.222	A.CANET	23.557	C.VEIJER	30.431	M.RAMIREZ	21.170	16	J.NAVARRO	1'35.450	1'35.757	(21)
17	J.NAVARRO	20.223	Z.VD GOORBER	23.559	D.MUÑOZ	30.452	T.ARBOLINO	21.182	17	Z.VD GOORBERGH	1'35.458	1'35.559	(15)
18	M.RAMIREZ	20.229	L.LUNETTA	23.574	A.HUERTAS	30.471	J.NAVARRO	21.213	18	A.HUERTAS	1'35.471	1'35.704	(19)
19	D.ÖNCÜ	20.232	A.HUERTAS	23.582	A.CANET	30.514	M.AJI	21.218	19	D.MUÑOZ	1'35.538	1'35.715	(20)
20	D.MUÑOZ	20.244	J.NAVARRO	23.597	Z.VD GOORBER	30.534	D.MUÑOZ	21.238	20	J.ROBERTS	1'35.562	1'35.579	(16)
21	J.RUEDA	20.261	M.AJI	23.598	L.LUNETTA	30.562	L.LUNETTA	21.242	21	M.RAMIREZ	1'35.615	1'35.784	(23)
22	A.HUERTAS	20.267	D.MUÑOZ	23.604	J.ROBERTS	30.597	S.GARCIA	21.245	22	L.LUNETTA	1'35.677	1'35.677	(18)
23	D.ALONSO	20.279	D.ALONSO	23.606	J.RUEDA	30.601	A.ESCRIG	21.258	23	A.FERRANDEZ	1'35.735	1'35.777	(22)
24	L.LUNETTA	20.299	A.FERRANDEZ	23.660	M.RAMIREZ	30.682	J.RUEDA	21.278	24	J.RUEDA	1'35.879	1'35.979	(24)
25	A.ESCRIG	20.316	A.ESCRIG	23.663	T.FURUSATO	30.688	A.FERRANDEZ	21.318	25	A.ESCRIG	1'35.939	1'36.049	(25)

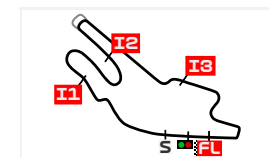
These data/results cannot be reproduced, stored and/or transmitted in whole or in part by any manner of electronic, mechanical, photocopying, recording, broadcasting or otherwise now known or herein after developed without the previous express consent by the copyright owner, except for reproduction in daily press and regular printed publications on sale to the public within 60 days of the event related to those data/results and always provided that copyright symbol appears together as follows below.

© MotoGP Sports Entertainment Group, 2026

BEST PARTIAL TIMES

MICHELIN GRAND PRIX OF FRANCE

FREE PRACTICE NR. 1



Le Mans

4185 m.

IT Ideal Lap Time, sum of the best partial times

BT Best Lap Time

		T1		T2		T3		T4				IT	BT	
Pos	Rider	Time	Rider	Time	Rider	Time	Rider	Time	Pos	Rider				
26	A.FERRANDEZ	20.340	J.RUEDA	23.739	A.ESCRIG	30.702	T.FURUSATO	21.330	26	M.AJI	1'36.041	1'36.445	(27)	
27	M.AJI	20.438	T.FURUSATO	23.879	M.AJI	30.787	J.ROBERTS	21.344	27	T.FURUSATO	1'36.117	1'36.300	(26)	
28	F.SALAC		F.SALAC	25.684	F.SALAC	31.775	F.SALAC	21.717	-1	F.SALAC			(-1)	

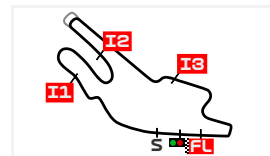
These data/results cannot be reproduced, stored and/or transmitted in whole or in part by any manner of electronic, mechanical, photocopying, recording, broadcasting or otherwise now known or herein after developed without the previous express consent by the copyright owner, except for reproduction in daily press and regular printed publications on sale to the public within 60 days of the event related to those data/results and always provided that copyright symbol appears together as follows below.

© MotoGP Sports Entertainment Group, 2026

FASTEST LAPS SEQUENCE

MICHELIN GRAND PRIX OF FRANCE

FREE PRACTICE NR. 1




Le Mans

4185 m.

Practice Time	#	Rider	Nation	Motorcycle	Time	Km/h	Rider's Lap
3'36.204	21	Alonso LOPEZ	SPA	KALEX	1'38.598	152.8	2
3'39.943	17	Daniel MUÑOZ	SPA	KALEX	1'38.283	153.2	2
3'40.696	3	Sergio GARCIA	SPA	KALEX	1'38.133	153.5	2
4'01.183	7	Barry BALTUS	BEL	KALEX	1'36.437	156.2	2
5'37.168	7	Barry BALTUS	BEL	KALEX	1'35.985	156.9	3
7'13.087	7	Barry BALTUS	BEL	KALEX	1'35.919	157.0	4
7'20.492	18	Manuel GONZALEZ	SPA	KALEX	1'35.858	157.1	4
8'48.641	7	Barry BALTUS	BEL	KALEX	1'35.554	157.6	5
10'31.567	18	Manuel GONZALEZ	SPA	KALEX	1'35.359	157.9	6
16'02.193	28	Izan GUEVARA	SPA	BOSCOSCURO	1'35.327	158.0	9
30'31.075	81	Senna AGIUS	AUS	KALEX	1'34.990	158.6	13
32'06.016	81	Senna AGIUS	AUS	KALEX	1'34.941	158.6	14
32'38.561	7	Barry BALTUS	BEL	KALEX	1'34.887	158.7	16
33'07.906	18	Manuel GONZALEZ	SPA	KALEX	1'34.740	159.0	16

These data/results cannot be reproduced, stored and/or transmitted in whole or in part by any manner of electronic, mechanical, photocopying, recording, broadcasting or otherwise now known or herein after developed without the previous express consent by the copyright owner, except for reproduction in daily press and regular printed publications on sale to the public within 60 days of the event related to those data/results and always provided that copyright symbol appears together as follows below.

© MotoGP Sports Entertainment Group, 2026

Official MotoGP Timing by  TISSOT
www.motogp.com

Le Mans, Friday, May 8, 2026