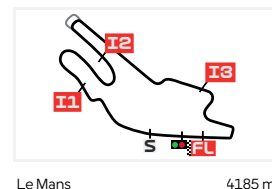


CLASSIFICATION

MICHELIN GRAND PRIX OF FRANCE PRACTICE



| # | Rider | Nation | Team | Motorcycle | Time | Lap Total | Gap | T. Speed |
|----|---------------------|--------|--------------------------------|------------|-----------------|-----------|-------------|--------------|
| 1 | 64 David MUÑOZ | SPA | Liqui Moly Dynavolt Intact GP | KTM | 1'40.211 | 12 14 | | 224.5 |
| 2 | 22 David ALMANSA | SPA | Liqui Moly Dynavolt Intact GP | KTM | 1'40.225 | 16 17 | 0.014 0.014 | 223.5 |
| 3 | 97 Marco MORELLI | ARG | CFMOTO Gaviota Aspar Team | KTM | 1'40.296 | 16 18 | 0.085 0.071 | 223.5 |
| 4 | 13 Hakim DANISH | MAL | AEON Credit - MT Helmets - MSI | KTM | 1'40.443 | 14 18 | 0.232 0.147 | 224.5 |
| 5 | 51 Brian URIARTE | SPA | Red Bull KTM Ajo | KTM | 1'40.598 | 14 17 | 0.387 0.155 | 227.1 |
| 6 | 31 Adrian FERNANDEZ | SPA | Leopard Racing | HONDA | 1'40.636 | 13 16 | 0.425 0.038 | 225.6 |
| 7 | 19 Scott OGDEN | GBR | CIP Green Power | KTM | 1'40.746 | 15 16 | 0.535 0.110 | 224.0 |
| 8 | 28 Maximo QUILES | SPA | CFMOTO Gaviota Aspar Team | KTM | 1'40.754 | 10 13 | 0.543 0.008 | 224.5 |
| 9 | 9 Veda PRATAMA | INA | Honda Team Asia | HONDA | 1'40.779 | 11 14 | 0.568 0.025 | 224.0 |
| 10 | 73 Valentin PERRONE | ARG | Red Bull KTM Tech3 | KTM | 1'40.833 | 11 14 | 0.622 0.054 | 222.0 |
| 11 | 66 Joel KELSO | AUS | GRYD - MLav Racing | HONDA | 1'40.834 | 16 16 | 0.623 0.001 | 224.5 |
| 12 | 18 Matteo BERTELLE | ITA | LEVEL UP - MTA | KTM | 1'40.845 | 15 16 | 0.634 0.011 | 225.6 |
| 13 | 54 Jesus RIOS | SPA | Rivacold Snipers Team | HONDA | 1'41.002 | 9 12 | 0.791 0.157 | 222.0 |
| 14 | 8 Eddie O'SHEA | GBR | GRYD - MLav Racing | HONDA | 1'41.003 | 11 12 | 0.792 0.001 | 224.0 |
| 15 | 94 Guido PINI | ITA | Leopard Racing | HONDA | 1'41.024 | 8 9 | 0.813 0.021 | 223.5 |
| 16 | 27 Rico SALMELA | FIN | Red Bull KTM Tech3 | KTM | 1'41.121 | 15 15 | 0.910 0.097 | 226.6 |
| 17 | 83 Alvaro CARPE | SPA | Red Bull KTM Ajo | KTM | 1'41.134 | 3 12 | 0.923 0.013 | 224.0 |
| 18 | 14 Cormac BUCHANAN | NZE | CODE Motorsports | KTM | 1'41.202 | 13 16 | 0.991 0.068 | 222.5 |
| 19 | 78 Joel ESTEBAN | SPA | LEVEL UP - MTA | KTM | 1'41.203 | 16 17 | 0.992 0.001 | 226.6 |
| 20 | 6 Ryusei YAMANAKA | JPN | AEON Credit - MT Helmets - MSI | KTM | 1'41.275 | 12 13 | 1.064 0.072 | 226.6 |
| 21 | 11 Adrian CRUCES | SPA | CIP Green Power | KTM | 1'41.322 | 14 15 | 1.111 0.047 | 221.6 |
| 22 | 21 Ruche MOODLEY | RSA | CODE Motorsports | KTM | 1'41.496 | 5 11 | 1.285 0.174 | 224.5 |
| 23 | 67 Casey O'GORMAN | IRL | SIC58 Squadra Corse | HONDA | 1'41.576 | 6 6 | 1.365 0.080 | 220.6 |
| 24 | 5 Leo RAMMERSTORFER | AUT | SIC58 Squadra Corse | HONDA | 1'41.745 | 16 18 | 1.534 0.169 | 222.5 |
| 25 | 10 Nicola CARRARO | ITA | Rivacold Snipers Team | HONDA | 1'41.789 | 3 13 | 1.578 0.044 | 223.5 |
| 26 | 32 Zen MITANI | JPN | Honda Team Asia | HONDA | 1'41.940 | 13 14 | 1.729 0.151 | 223.0 |

Practice condition: Dry

Air: 20°

Humidity: 44%

Ground: 32°

| | | | | |
|-----------------------------|---------|---------------------|-----------------|------------|
| Fastest Lap: | Lap: 12 | David MUÑOZ | 1'40.211 | 150.3 Km/h |
| Best Race Lap: | 2025 | Alvaro CARPE | 1'40.838 | 149.4 Km/h |
| All-Time Lap Record: | 2025 | Joel KELSO | 1'39.885 | 150.8 Km/h |

The results are provisional until the end of the limit for protest and appeals.

Time limit for protest expires 60' after publication of the results - Time: **14:04**

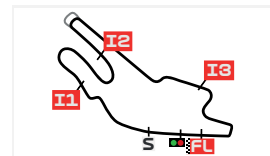
These data/results cannot be reproduced, stored and/or transmitted in whole or in part by any manner of electronic, mechanical, photocopying, recording, broadcasting or otherwise now known or herein after developed without the previous express consent by the copyright owner, except for reproduction in daily press and regular printed publications on sale to the public within 60 days of the event related to those data/results and always provided that copyright symbol appears together as follows below.

© MotoGP Sports Entertainment Group, 2026

Official MotoGP Timing by TISSOT

www.motogp.com

Le Mans, Friday, May 8, 2026



Le Mans

4185 m.

TOP SPEED & AVERAGE

MICHELIN GRAND PRIX OF FRANCE

PRACTICE

| # | Rider | Nation | Motorcycle | Top 5 speeds | | | | | Average | Top |
|----|-------------------|--------|------------|--------------|-------|-------|-------|-------|---------|--------------|
| 51 | Brian URIARTE | SPA | KTM | 227.1 | 225.6 | 222.0 | 220.6 | 219.6 | 223.0 | 227.1 |
| 6 | Ryusei YAMANAKA | JPN | KTM | 226.6 | 224.5 | 224.5 | 224.0 | 224.0 | 224.6 | 226.6 |
| 27 | Rico SALMELA | FIN | KTM | 226.6 | 223.0 | 222.5 | 222.0 | 220.1 | 222.4 | 226.6 |
| 78 | Joel ESTEBAN | SPA | KTM | 226.6 | 225.1 | 225.1 | 224.5 | 224.5 | 225.2 | 226.6 |
| 18 | Matteo BERTELLE | ITA | KTM | 225.6 | 224.0 | 223.5 | 223.0 | 219.6 | 222.6 | 225.6 |
| 31 | Adrian FERNANDEZ | SPA | HONDA | 225.6 | 225.1 | 223.5 | 222.5 | 222.5 | 223.8 | 225.6 |
| 13 | Hakim DANISH | MAL | KTM | 224.5 | 224.5 | 223.5 | 223.5 | 223.0 | 223.8 | 224.5 |
| 21 | Ruche MOODLEY | RSA | KTM | 224.5 | 223.5 | 222.5 | 222.5 | 222.0 | 222.8 | 224.5 |
| 28 | Maximo QUILES | SPA | KTM | 224.5 | 223.0 | 223.0 | 222.5 | 222.5 | 223.0 | 224.5 |
| 64 | David MUÑOZ | SPA | KTM | 224.5 | 224.0 | 223.5 | 223.5 | 221.1 | 223.0 | 224.5 |
| 66 | Joel KELSO | AUS | HONDA | 224.5 | 222.5 | 221.6 | 221.6 | 221.6 | 222.4 | 224.5 |
| 8 | Eddie O'SHEA | GBR | HONDA | 224.0 | 223.5 | 223.0 | 223.0 | 223.0 | 223.3 | 224.0 |
| 9 | Veda PRATAMA | INA | HONDA | 224.0 | 223.5 | 223.0 | 223.0 | 223.0 | 223.3 | 224.0 |
| 19 | Scott OGDEN | GBR | KTM | 224.0 | 223.0 | 222.0 | 221.1 | 220.1 | 222.0 | 224.0 |
| 83 | Alvaro CARPE | SPA | KTM | 224.0 | 223.0 | 222.0 | 221.6 | 221.1 | 222.0 | 224.0 |
| 10 | Nicola CARRARO | ITA | HONDA | 223.5 | 222.5 | 222.5 | 221.6 | 221.6 | 222.3 | 223.5 |
| 22 | David ALMANSA | SPA | KTM | 223.5 | 223.5 | 223.0 | 223.0 | 222.0 | 223.0 | 223.5 |
| 94 | Guido PINI | ITA | HONDA | 223.5 | 223.0 | 223.0 | 220.6 | 220.6 | 221.9 | 223.5 |
| 97 | Marco MORELLI | ARG | KTM | 223.5 | 223.0 | 222.5 | 222.5 | 222.5 | 222.8 | 223.5 |
| 32 | Zen MITANI | JPN | HONDA | 223.0 | 223.0 | 221.6 | 221.1 | 221.1 | 221.8 | 223.0 |
| 5 | Leo RAMMERSTORFER | AUT | HONDA | 222.5 | 221.6 | 220.6 | 219.1 | 219.1 | 220.6 | 222.5 |
| 14 | Cormac BUCHANAN | NZE | KTM | 222.5 | 222.0 | 222.0 | 221.6 | 221.6 | 221.9 | 222.5 |
| 54 | Jesus RIOS | SPA | HONDA | 222.0 | 222.0 | 221.6 | 221.1 | 220.1 | 221.2 | 222.0 |
| 73 | Valentin PERRONE | ARG | KTM | 222.0 | 221.1 | 221.1 | 220.6 | 220.1 | 221.0 | 222.0 |
| 11 | Adrian CRUCES | SPA | KTM | 221.6 | 221.6 | 220.6 | 220.1 | 219.6 | 220.7 | 221.6 |
| 67 | Casey O'GORMAN | IRL | HONDA | 220.6 | 219.1 | 218.2 | 218.2 | 217.7 | 218.8 | 220.6 |

These data/results cannot be reproduced, stored and/or transmitted in whole or in part by any manner of electronic, mechanical, photocopying, recording, broadcasting or otherwise now known or herein after developed without the previous express consent by the copyright owner, except for reproduction in daily press and regular printed publications on sale to the public within 60 days of the event related to those data/results and always provided that copyright symbol appears together as follows below.

© MotoGP Sports Entertainment Group, 2026

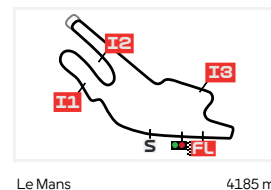
Official MotoGP Timing by www.motogp.com

Le Mans, Friday, May 8, 2026

CHRONOLOGICAL ANALYSIS OF PERFORMANCES

MICHELIN GRAND PRIX OF FRANCE

PRACTICE



* Lap / Sector time cancelled
P Crossing the finish line in pit lane

T1 Time from finish line to 1st intermediate
T2 Time from 1st intermed. to 2nd intermed.

T3 Time from 2nd intermed. to 3rd intermed.
T4 Time from 3rd intermediate to finish line

| Lap | Lap Time | T1 | T2 | T3 | T4 | Speed | Lap | Lap Time | T1 | T2 | T3 | T4 | Speed |
|------------|-----------------|----------------------|---------------|-------------------------|---------------|-------|------------|-----------------|----------------------|---------------|-----------------------|--------------|-------|
| 1st | 64 | David MUÑOZ | | Liqui Moly Dynavolt Int | | SPA | 4 | 1'41.356 | 22.026 | 24.820 | 32.903 | 21.607 | 219.6 |
| | | Runs=3 | Total laps=14 | Full laps=9 | Valid laps=6 | | 5 | 1'41.236 | 21.856 | 24.768 | 32.829 | 21.783 | 220.1 |
| 1 | 2'51.529 | 30.773 | 25.473 | 33.449 | 21.894 | | 6 | 1'44.116 | 21.989 | 24.790 | 32.900 | 24.437 | 218.2 |
| 2 | 1'42.292 * | 22.025 | 24.749 | 33.613 * | 21.905 | 220.1 | 7 | 1'45.410 * | 21.956 | 27.808 | 33.771 | 21.875 * | 222.0 |
| 3 | 1'41.603 * | 21.827 | 24.805 | 33.167 * | 21.804 | 221.1 | 8 | 1'41.685 | 22.069 | 24.790 | 32.997 | 21.829 | 219.6 |
| 4 | 1'41.232 | 21.790 | 24.682 | 33.092 | 21.668 | 220.6 | 9 | 1'41.497 | 21.977 | 24.761 | 32.940 | 21.819 | 219.6 |
| 5 | 1'41.036 | 21.746 | 24.683 | 32.905 | 21.702 | 220.1 | 10 | 1'41.947 * | 21.999 | 24.743 | 33.071 | 22.134 * | 219.1 |
| 6 | 1'46.302 P | 22.468 * | 27.849 * | 34.673 | 21.312 | 221.1 | 11 | 1'46.084 P | 23.559 | 26.510 | 34.104 | 21.911 | 209.4 |
| 7 | 9'27.617 | 29.752 | 25.807 | 33.364 | 21.909 | | 12 | 6'12.983 | 30.273 | 25.883 | 33.334 | 22.046 | |
| 8 | 1'41.612 | 22.033 | 24.805 | 33.054 | 21.720 | 217.2 | 13 | 1'40.834 | 21.943 | 24.617 | 32.787 | 21.487 | 222.5 |
| 9 | 1'40.712 P | 21.349 * | 25.219 | 33.527 | 20.617 | 219.6 | 14 | 1'40.489 | 21.851 | 24.490 | 32.650 | 21.498 | 222.0 |
| 10 | 5'09.368 | 28.683 | 25.255 | 33.014 | 21.629 | | 15 | 1'40.499 | 21.778 | 24.517 | 32.704 | 21.500 | 222.5 |
| 11 | 1'40.244 | 21.534 | 24.538 | 32.696 | 21.476 | 224.0 | 16 | 1'40.296 | 21.684 | 24.462 | 32.667 | 21.483 | 223.5 |
| 12 | 1'40.211 | 21.542 | 24.425 | 32.758 | 21.486 | 224.5 | 17 | 1'45.213 * | 24.589 * | 25.976 | 32.904 | 21.744 * | 222.5 |
| 13 | 1'47.111 | 22.586 | 26.329 | 35.315 | 22.881 | 223.5 | 18 | 1'42.544 * | 21.691 | 24.655 | 34.140 * | 22.058 | 223.0 |
| 14 | 1'43.819 * | 22.134 * | 25.191 | 34.244 * | 22.250 | 223.5 | | | | | | | |
| 2nd | 22 | David ALMANSA | | Liqui Moly Dynavolt Int | | SPA | 4th | 13 | Hakim DANISH | | AEON Credit - MT Helm | | MAL |
| | | Runs=2 | Total laps=17 | Full laps=14 | Valid laps=12 | | | | Runs=2 | Total laps=18 | Full laps=15 | Valid laps=9 | |
| 1 | 3'28.872 | 29.083 | 26.238 | 33.764 | 22.118 | | 1 | 2'45.161 | 29.800 | 26.083 | 34.220 | 22.310 | |
| 2 | 1'41.931 | 21.997 | 24.816 | 33.349 | 21.769 | 219.1 | 2 | 1'43.205 | 22.132 | 24.903 | 33.988 | 22.182 | 219.6 |
| 3 | 1'41.624 * | 22.037 | 24.712 | 33.099 * | 21.776 | 219.1 | 3 | 1'41.978 * | 22.025 | 24.622 | 33.100 * | 22.231 | 222.0 |
| 4 | 1'40.930 | 21.940 | 24.680 | 32.730 | 21.580 | 220.1 | 4 | 1'41.187 | 21.842 | 24.612 | 32.920 | 21.813 | 222.5 |
| 5 | 1'41.297 * | 21.738 | 24.816 * | 33.008 | 21.735 | 219.6 | 5 | 1'41.451 | 21.902 | 24.742 | 33.019 | 21.788 | 223.0 |
| 6 | 1'40.918 | 21.846 | 24.612 | 32.776 | 21.684 | 220.1 | 6 | 1'42.468 * | 21.834 | 24.757 | 33.731 * | 22.146 | 224.5 |
| 7 | 1'41.422 | 21.989 | 24.739 | 32.994 | 21.700 | 220.1 | 7 | 1'41.647 * | 21.964 | 24.801 | 33.103 | 21.779 * | 221.1 |
| 8 | 1'41.121 | 21.845 | 24.685 | 32.704 | 21.887 | 220.6 | 8 | 1'41.544 | 21.984 | 24.800 | 32.967 | 21.793 | 218.6 |
| 9 | 1'42.286 | 21.883 | 24.743 | 33.297 | 22.363 | 223.5 | 9 | 1'41.380 | 21.882 | 24.743 | 32.968 | 21.787 | 220.1 |
| 10 | 1'41.094 | 21.717 | 24.681 | 32.972 | 21.724 | 221.6 | 10 | 1'41.860 | 22.045 | 24.808 | 33.278 | 21.729 | 220.1 |
| 11 | 1'43.446 P | 22.228 * | 26.550 | 33.405 | 21.263 | 220.1 | 11 | 1'41.518 | 21.952 | 24.683 | 33.045 | 21.838 | 219.6 |
| 12 | 5'13.771 | 29.601 | 25.626 | 33.475 | 22.027 | | 12 | 1'41.823 P | 21.631 * | 25.304 | 33.450 | 21.438 | 216.7 |
| 13 | 1'40.607 | 21.818 | 24.598 | 32.718 | 21.473 | 221.1 | 13 | 5'54.923 * | 29.247 | 25.827 | 32.913 * | 21.708 | |
| 14 | 1'40.342 | 21.667 | 24.531 | 32.585 | 21.559 | 221.6 | 14 | 1'40.443 | 21.774 | 24.406 | 32.726 | 21.537 | 224.5 |
| 15 | 1'40.479 | 21.608 | 24.502 | 32.749 | 21.620 | 223.0 | 15 | 1'44.222 * | 21.674 * | 25.101 | 35.725 * | 21.722 | 222.5 |
| 16 | 1'40.225 | 21.668 | 24.472 | 32.572 | 21.513 | 223.5 | 16 | 1'41.386 * | 21.848 | 24.831 | 32.941 * | 21.766 | 223.5 |
| 17 | 1'40.604 | 21.678 | 24.608 | 32.678 | 21.640 | 223.0 | 17 | 1'56.752 | 23.211 | 38.613 | 33.109 | 21.819 | 222.5 |
| unfinished | | 21.671 | 24.570 | | | 222.0 | 18 | 1'41.324 * | 21.744 | 24.594 | 33.198 * | 21.788 | 223.5 |
| 3rd | 97 | Marco MORELLI | | CFMOTO Gaviota Aspar | | ARG | 5th | 51 | Brian URIARTE | | Red Bull KTM Ajo | | SPA |
| | | Runs=2 | Total laps=18 | Full laps=15 | Valid laps=11 | | | | Runs=2 | Total laps=17 | Full laps=14 | Valid laps=9 | |
| 1 | 2'35.323 | 30.728 | 26.499 | 33.962 | 22.220 | | 1 | 2'03.327 | 30.261 | 26.373 | 34.275 | 22.255 | |
| 2 | 1'42.032 | 22.436 | 24.817 | 33.030 | 21.749 | 219.1 | 2 | 1'42.087 | 22.046 | 24.958 | 33.187 | 21.896 | 217.7 |
| 3 | 1'41.541 | 22.079 | 24.737 | 32.943 | 21.782 | 220.1 | 3 | 1'42.435 | 21.957 | 24.934 | 33.559 | 21.985 | 217.7 |
| | | | | | | | 4 | 1'41.608 * | 21.867 | 24.818 | 33.188 * | 21.735 | 218.2 |

Fastest Lap: David MUÑOZ SPA Liqui Moly Dynavolt Intact GP **1'40.211** 21.542 24.425 32.758 21.486

These data/results cannot be reproduced, stored and/or transmitted in whole or in part by any manner of electronic, mechanical, photocopying, recording, broadcasting or otherwise now known or herein after developed without the previous express consent by the copyright owner, except for reproduction in daily press and regular printed publications on sale to the public within 60 days of the event related to those data/results and always provided that copyright symbol appears together as follows below.

© MotoGP Sports Entertainment Group, 2026

Official MotoGP Timing by

www.motogp.com

Le Mans, Friday, May 8, 2026

Practice

Moto3™

| Lap | Lap Time | T1 | T2 | T3 | T4 | Speed |
|-----|-----------------|--------|--------|----------|----------|-------|
| 5 | 1'41.772 * | 21.880 | 24.917 | 33.211 * | 21.764 | 217.7 |
| 6 | 1'41.635 | 21.885 | 24.809 | 33.207 | 21.734 | 217.7 |
| 7 | 1'42.616 * | 21.897 | 25.165 | 33.617 * | 21.937 * | 217.2 |
| 8 | 1'42.473 | 21.912 | 25.285 | 33.384 | 21.892 | 218.6 |
| 9 | 1'42.149 * | 21.808 | 25.015 | 33.397 | 21.929 * | 218.2 |
| 10 | 1'41.542 | 21.889 | 24.903 | 33.037 | 21.713 | 219.1 |
| 11 | 1'41.413 | 21.786 | 24.930 | 32.977 | 21.720 | 219.6 |
| 12 | 1'42.195 P | 22.045 | 25.443 | 34.070 | 20.637 | 219.1 |
| 13 | 8'32.757 | 31.093 | 26.805 | 35.776 | 22.382 | |
| 14 | 1'40.598 | 21.656 | 24.576 | 32.785 | 21.581 | 225.6 |
| 15 | 1'40.775 | 21.623 | 24.584 | 32.904 | 21.664 | 227.1 |
| 16 | 1'40.708 | 21.685 | 24.596 | 32.923 | 21.504 | 222.0 |
| 17 | 1'41.030 * | 21.655 | 24.630 | 33.134 * | 21.611 | 220.6 |

| 6th | 31 | Adrian FERNANDEZ | Leopard Racing | SPA | | |
|--------|-----------------|------------------|----------------|----------|----------|-------|
| Runs=3 | Total laps=16 | Full laps=11 | Valid laps=7 | | | |
| 1 | 2'46.581 | 30.824 | 25.990 | 33.505 | 22.337 | |
| 2 | 1'41.668 | 22.089 | 24.674 | 32.998 | 21.907 | 221.6 |
| 3 | 1'41.946 * | 22.025 | 24.614 | 33.141 * | 22.166 * | 221.6 |
| 4 | 1'41.264 | 21.802 | 24.578 | 32.906 | 21.978 | 222.5 |
| 5 | 1'42.882 P | 21.868 | 24.687 | 35.618 | 20.709 | 221.6 |
| 6 | 5'43.690 | 30.215 | 25.568 | 34.531 | 22.221 | |
| 7 | 1'41.308 | 21.910 | 24.715 | 32.865 | 21.818 | 222.5 |
| 8 | 1'42.781 * | 21.884 | 25.613 | 33.304 | 21.980 * | 220.1 |
| 9 | 1'42.566 | 21.926 | 24.665 | 33.976 | 21.999 | 222.0 |
| 10 | 1'41.616 * | 21.935 | 24.791 | 32.910 | 21.980 * | 218.2 |
| 11 | 1'43.172 P | 22.191 * | 25.556 | 34.430 | 20.995 | 219.1 |
| 12 | 5'13.952 * | 33.123 | 27.698 | 32.962 | 21.856 * | |
| 13 | 1'40.636 | 21.635 | 24.583 | 32.680 | 21.738 | 225.1 |
| 14 | 1'40.842 | 21.684 | 24.560 | 32.822 | 21.776 | 225.6 |
| 15 | 1'40.808 | 21.723 | 24.553 | 32.865 | 21.667 | 223.5 |
| 16 | 1'41.111 * | 21.773 | 24.682 | 32.941 | 21.715 * | 222.0 |

| 7th | 19 | Scott OGDEN | CIP Green Power | GBR | | |
|--------|-----------------|--------------|-----------------|----------|----------|-------|
| Runs=2 | Total laps=16 | Full laps=13 | Valid laps=9 | | | |
| 1 | 3'29.168 | 33.806 | 26.421 | 34.479 | 22.429 | |
| 2 | 1'42.445 | 22.158 | 24.862 | 33.467 | 21.958 | 219.1 |
| 3 | 1'41.835 * | 22.017 | 24.672 | 33.283 * | 21.863 | 221.1 |
| 4 | 1'42.626 | 22.107 | 24.752 | 33.896 | 21.871 | 222.0 |
| 5 | 1'41.559 * | 21.346 * | 24.961 * | 33.347 | 21.905 * | 216.7 |
| 6 | 1'42.039 | 22.147 | 24.932 | 33.115 | 21.845 | 216.3 |
| 7 | 1'42.290 | 22.176 | 24.954 | 33.268 | 21.892 | 216.7 |
| 8 | 1'42.490 | 22.154 | 25.051 | 33.177 | 22.108 | 218.2 |
| 9 | 1'42.016 | 22.056 | 24.959 | 33.067 | 21.934 | 217.7 |
| 10 | 1'44.863 P | 22.448 * | 26.094 | 33.999 | 22.322 | 218.2 |
| 11 | 8'28.679 | 31.325 | 26.215 | 34.317 | 25.118 | |
| 12 | 1'41.002 | 22.246 | 24.510 | 32.758 | 21.488 | 219.6 |
| 13 | 1'40.892 | 21.788 | 24.587 | 32.918 | 21.599 | 224.0 |
| 14 | 1'45.009 * | 22.735 * | 27.253 | 33.176 | 21.845 | 218.6 |
| 15 | 1'40.746 | 21.777 | 24.596 | 32.879 | 21.494 | 223.0 |
| 16 | 1'44.718 * | 21.746 | 24.691 | 34.234 * | 24.047 | 220.1 |

| 8th | 28 | Maximo QUILES | CFMOTO Gaviota Aspar | SPA | |
|--------|---------------|---------------|----------------------|--------|--------|
| Runs=3 | Total laps=13 | Full laps=8 | Valid laps=7 | | |
| 1 | 2'54.755 | 32.725 | 25.830 | 33.815 | 22.030 |

| Lap | Lap Time | T1 | T2 | T3 | T4 | Speed |
|-----|-----------------|----------|--------|----------|----------|-------|
| 2 | 1'41.903 | 22.096 | 24.892 | 33.093 | 21.822 | 222.5 |
| 3 | 2'03.435 P | 22.017 | 45.364 | 35.304 * | 20.750 | 223.0 |
| 4 | 8'05.241 | 32.681 | 25.935 | 33.426 | 25.077 | |
| 5 | 1'41.539 | 21.925 | 24.901 | 32.937 | 21.776 | 222.5 |
| 6 | 1'41.382 | 22.092 | 24.751 | 32.840 | 21.699 | 222.0 |
| 7 | 1'41.457 | 21.952 | 24.679 | 32.925 | 21.901 | 222.5 |
| 8 | 1'41.833 P | 21.563 * | 26.001 | 33.939 | 20.330 | 220.6 |
| 9 | 7'03.050 * | 27.862 | 25.392 | 33.063 | 21.739 * | |
| 10 | 1'40.754 | 21.799 | 24.575 | 32.760 | 21.620 | 220.6 |
| 11 | 1'40.673 * | 21.734 | 24.517 | 32.765 | 21.657 * | 221.6 |
| 12 | 1'41.727 | 21.914 | 24.928 | 33.032 | 21.853 | 224.5 |
| 13 | 1'40.879 | 21.792 | 24.608 | 32.861 | 21.618 | 223.0 |

| 9th | 9 | Veda PRATAMA | Honda Team Asia | INA | | |
|--------|-----------------|--------------|-----------------|----------|----------|-------|
| Runs=2 | Total laps=14 | Full laps=11 | Valid laps=8 | | | |
| 1 | 2'36.910 | 29.125 | 25.692 | 33.638 | 22.079 | |
| 2 | 1'42.176 | 22.102 | 24.878 | 33.417 | 21.779 | 223.5 |
| 3 | 1'41.463 | 21.844 | 24.673 | 33.071 | 21.875 | 224.0 |
| 4 | 1'41.290 * | 21.953 | 24.609 | 32.902 | 21.826 * | 220.6 |
| 5 | 1'50.184 * | 26.637 | 28.339 | 33.115 * | 22.093 | 219.1 |
| 6 | 1'44.613 | 21.975 | 24.818 | 35.344 | 22.476 | 221.1 |
| 7 | 1'41.741 | 21.888 | 24.835 | 33.127 | 21.891 | 223.0 |
| 8 | 1'41.588 | 21.911 | 24.727 | 33.044 | 21.906 | 220.6 |
| 9 | 1'43.803 P | 21.950 | 25.661 | 33.876 | 22.316 | 220.6 |
| 10 | 12'14.049 | 27.787 | 25.371 | 33.024 | 22.463 | |
| 11 | 1'40.779 | 21.751 | 24.465 | 32.924 | 21.639 | 223.0 |
| 12 | 1'41.026 | 21.756 | 24.616 | 33.023 | 21.631 | 223.0 |
| 13 | 1'49.686 | 21.793 | 24.684 | 33.013 | 30.196 | 223.0 |
| 14 | 1'47.388 * | 22.011 | 24.772 | 37.253 * | 23.352 | 220.1 |

| 10th | 73 | Valentin PERRONE | Red Bull KTM Tech3 | ARG | | |
|--------|-----------------|------------------|--------------------|----------|--------|-------|
| Runs=3 | Total laps=14 | Full laps=9 | Valid laps=7 | | | |
| 1 | 2'40.875 | 31.937 | 25.688 | 33.719 | 22.206 | |
| 2 | 1'42.527 | 21.850 | 24.685 | 32.912 | 23.080 | 219.1 |
| 3 | 1'42.947 | 21.886 | 24.786 | 33.276 | 22.999 | 219.1 |
| 4 | 1'41.431 | 21.744 | 24.787 | 33.080 | 21.820 | 220.6 |
| 5 | 1'40.601 * | 20.834 * | 25.035 | 32.830 * | 21.902 | 218.2 |
| 6 | 1'41.088 P | 21.391 * | 25.174 | 33.808 | 20.715 | 219.6 |
| 7 | 4'21.809 | 29.320 | 25.648 | 33.338 | 21.994 | |
| 8 | 1'41.885 | 21.916 | 24.919 | 33.212 | 21.838 | 216.3 |
| 9 | 1'40.196 P | 21.937 | 25.172 | 33.263 | 19.824 | 218.2 |
| 10 | 9'45.664 * | 28.144 | 25.445 | 32.835 * | 22.075 | |
| 11 | 1'40.833 | 21.638 | 24.504 | 32.865 | 21.826 | 222.0 |
| 12 | 1'40.892 | 21.614 | 24.608 | 32.939 | 21.731 | 221.1 |
| 13 | 1'42.391 * | 21.702 | 24.617 | 32.437 * | 23.635 | 220.1 |
| 14 | 1'41.235 | 21.674 | 24.779 | 33.042 | 21.740 | 221.1 |

| 11th | 66 | Joel KELSO | GRYD - MLav Racing | AUS | | |
|--------|-----------------|--------------|--------------------|--------|--------|-------|
| Runs=2 | Total laps=16 | Full laps=13 | Valid laps=10 | | | |
| 1 | 2'39.543 | 29.339 | 25.743 | 33.782 | 22.090 | |
| 2 | 1'41.797 | 22.127 | 24.718 | 33.078 | 21.874 | 219.6 |
| 3 | 1'42.002 | 22.032 | 24.599 | 33.303 | 22.068 | 221.6 |
| 4 | 1'41.482 | 21.948 | 24.703 | 33.042 | 21.789 | 224.5 |
| 5 | 1'41.247 | 21.944 | 24.577 | 32.967 | 21.759 | 221.1 |
| 6 | 1'47.655 | 21.994 | 25.466 | 36.713 | 23.482 | 221.6 |

Fastest Lap: David MUÑOZ SPA Liqui Moly Dynavolt Intact GP **1'40.211** 21.542 24.425 32.758 21.486

These data/results cannot be reproduced, stored and/or transmitted in whole or in part by any manner of electronic, mechanical, photocopying, recording, broadcasting or otherwise now known or herein after developed without the previous express consent by the copyright owner, except for reproduction in daily press and regular printed publications on sale to the public within 60 days of the event related to those data/results and always provided that copyright symbol appears together as follows below.

© MotoGP Sports Entertainment Group, 2026

Official MotoGP Timing by TISSOT

www.motogp.com

Le Mans, Friday, May 8, 2026

Page 2 of 5

Practice

Moto3™

| Lap | Lap Time | T1 | T2 | T3 | T4 | Speed |
|-----|-----------------|----------|--------|----------|----------|-------|
| 7 | 1'48.397 | 22.079 | 29.923 | 33.893 | 22.502 | 219.1 |
| 8 | 1'41.765 | 21.935 | 24.740 | 33.108 | 21.982 | 221.1 |
| 9 | 1'44.053 * | 23.274 * | 25.694 | 33.107 | 21.978 | 222.5 |
| 10 | 1'41.399 | 21.965 | 24.674 | 32.955 | 21.805 | 220.6 |
| 11 | 1'40.417 P | 21.882 | 24.652 | 32.906 | 20.977 | 221.6 |
| 12 | 8'36.006 | 31.205 | 25.523 | 33.696 | 22.639 | |
| 13 | 1'40.515 * | 21.753 | 24.386 | 32.805 * | 21.571 | 221.1 |
| 14 | 1'40.846 * | 21.818 | 24.524 | 32.841 | 21.663 * | 220.1 |
| 15 | 1'42.875 | 21.875 | 24.624 | 33.744 | 22.632 | 220.6 |
| 16 | 1'40.834 | 21.829 | 24.471 | 32.949 | 21.585 | 220.6 |

| 12th 18 | | Matteo BERTELLE | | LEVEL UP - MTA | | ITA |
|---------|-----------------|-----------------|--------------|----------------|--------|-------|
| Runs=3 | Total laps=16 | Full laps=11 | Valid laps=8 | | | |
| 1 | 2'11.848 | 30.865 | 26.434 | 34.188 | 22.544 | |
| 2 | 1'43.099 | 22.232 | 25.413 | 33.322 | 22.132 | 218.2 |
| 3 | 1'42.403 | 22.073 | 25.107 | 33.317 | 21.906 | 218.6 |
| 4 | 1'42.472 * | 21.965 | 25.020 | 33.339 * | 22.148 | 218.6 |
| 5 | 1'42.741 * | 22.063 | 25.039 | 33.356 * | 22.283 | 218.2 |
| 6 | 1'41.804 | 22.032 | 24.840 | 33.048 | 21.884 | 217.7 |
| 7 | 1'42.837 | 22.017 | 24.954 | 33.612 | 22.254 | 217.7 |
| 8 | 1'41.853 | 21.953 | 24.935 | 33.136 | 21.829 | 219.6 |
| 9 | 1'44.773 P | 21.951 | 24.948 | 35.268 | 22.606 | 219.6 |
| 10 | 5'26.673 | 31.774 | 25.559 | 33.563 | 21.974 | |
| 11 | 1'41.959 P | 22.043 | 24.703 | 32.995 | 22.218 | 218.6 |
| 12 | 6'15.060 | 30.965 | 26.794 | 34.517 | 22.697 | |
| 13 | 1'40.981 | 21.807 | 24.590 | 32.878 | 21.706 | 223.0 |
| 14 | 1'41.037 | 21.642 | 24.750 | 32.999 | 21.646 | 224.0 |
| 15 | 1'40.845 | 21.770 | 24.478 | 32.962 | 21.635 | 225.6 |
| 16 | 1'41.290 * | 21.651 | 24.524 | 33.460 * | 21.655 | 223.5 |

| 13th 54 | | Jesus RIOS | | Rivacold Snipers Team | | SPA |
|---------|-----------------|-------------|--------------|-----------------------|--------|-------|
| Runs=2 | Total laps=12 | Full laps=9 | Valid laps=5 | | | |
| 1 | 2'42.455 | 32.555 | 25.756 | 33.971 | 22.205 | |
| 2 | 1'42.791 | 22.191 | 25.189 | 33.390 | 22.021 | 216.7 |
| 3 | 1'41.749 * | 22.153 | 24.691 | 33.070 * | 21.835 | 218.2 |
| 4 | 1'41.618 | 21.880 | 24.714 | 33.166 | 21.858 | 220.1 |
| 5 | 1'44.241 | 22.076 | 25.824 | 34.423 | 21.918 | 220.1 |
| 6 | 1'43.080 * | 22.181 | 24.863 | 33.566 * | 22.470 | 221.1 |
| 7 | 1'45.929 P | 22.041 | 24.974 | 36.429 | 22.485 | 218.6 |
| 8 | 15'37.958 | 28.539 | 25.658 | 33.344 | 22.116 | |
| 9 | 1'41.002 | 21.933 | 24.526 | 32.822 | 21.721 | 221.6 |
| 10 | 1'42.131 * | 21.925 | 24.624 | 33.646 * | 21.936 | 222.0 |
| 11 | 1'44.916 * | 21.947 | 26.064 | 35.113 * | 21.792 | 218.6 |
| 12 | 1'41.191 | 21.855 | 24.722 | 33.003 | 21.611 | 222.0 |

| 14th 8 | | Eddie O'SHEA | | GRYD - MLav Racing | | GBR |
|--------|-----------------|--------------|--------------|--------------------|--------|-------|
| Runs=2 | Total laps=12 | Full laps=9 | Valid laps=7 | | | |
| 1 | 2'40.228 * | 29.494 | 25.903 | 33.890 * | 22.368 | |
| 2 | 1'42.152 | 22.185 | 24.796 | 33.062 | 22.109 | 222.0 |
| 3 | 1'41.362 | 21.868 | 24.599 | 32.846 | 22.049 | 223.0 |
| 4 | 1'41.335 | 21.902 | 24.671 | 32.911 | 21.851 | 223.0 |
| 5 | 1'41.300 | 21.862 | 24.581 | 33.052 | 21.805 | 223.5 |
| 6 | 1'48.061 | 21.837 | 25.772 | 35.438 | 25.014 | 224.0 |
| 7 | 2'00.374 P | 22.081 | 42.400 | 34.090 | 21.803 | 220.6 |
| 8 | 15'10.006 | 30.952 | 25.478 | 33.628 | 22.285 | |

| Lap | Lap Time | T1 | T2 | T3 | T4 | Speed |
|-----|-----------------|--------|--------|----------|--------|-------|
| 9 | 1'42.224 * | 21.879 | 24.724 | 33.873 * | 21.748 | 221.1 |
| 10 | 1'41.030 | 21.776 | 24.622 | 32.898 | 21.734 | 223.0 |
| 11 | 1'41.003 | 21.802 | 24.580 | 32.845 | 21.776 | 222.0 |
| 12 | 1'43.363 * | 21.829 | 24.669 | 34.807 * | 22.058 | 221.1 |

| 15th 94 | | Guido PINI | | Leopard Racing | | ITA |
|------------|-----------------|-------------|--------------|----------------|--------|-------|
| Runs=2 | Total laps=9 | Full laps=6 | Valid laps=6 | | | |
| 1 | 2'45.081 | 32.537 | 25.857 | 33.752 | 22.398 | |
| 2 | 1'41.715 * | 21.136 * | 25.094 | 33.316 | 22.169 | 220.1 |
| 3 | 1'42.216 * | 22.023 | 24.772 | 33.171 * | 22.250 | 220.6 |
| 4 | 1'43.699 * | 21.898 | 24.734 | 34.876 * | 22.191 | 220.6 |
| unfinished | | 21.951 | | | | 220.1 |
| 5 | 1'50.343 | 28.846 | 25.997 | 33.027 | 22.473 | |
| 6 | 1'41.545 | 21.851 | 24.564 | 33.008 | 22.122 | 223.0 |
| 7 | 1'41.077 | 21.737 | 24.670 | 32.992 | 21.678 | 223.5 |
| 8 | 1'41.024 | 21.644 | 24.624 | 32.975 | 21.781 | 223.0 |
| 9 | 1'41.527 | 21.775 | 24.743 | 33.205 | 21.804 | 220.6 |

| 16th 27 | | Rico SALMELA | | Red Bull KTM Tech3 | | FIN |
|---------|-----------------|--------------|--------------|--------------------|----------|-------|
| Runs=2 | Total laps=15 | Full laps=12 | Valid laps=7 | | | |
| 1 | 2'20.093 | 29.807 | 26.092 | 33.902 | 22.335 | |
| 2 | 1'42.512 | 22.250 | 25.054 | 33.193 | 22.015 | 219.1 |
| 3 | 1'42.247 | 22.098 | 25.021 | 33.258 | 21.870 | 218.6 |
| 4 | 1'42.020 * | 22.028 | 24.915 | 33.248 * | 21.829 | 219.1 |
| 5 | 1'41.954 * | 21.933 | 24.974 | 33.149 * | 21.898 | 218.2 |
| 6 | 1'42.259 | 22.062 | 24.921 | 33.285 | 21.991 | 217.7 |
| 7 | 1'41.933 | 22.051 | 24.906 | 33.088 | 21.888 | 216.3 |
| 8 | 1'44.048 * | 21.991 | 25.925 | 33.901 | 22.231 * | 220.1 |
| 9 | 1'41.758 | 21.994 | 24.883 | 33.026 | 21.855 | 218.2 |
| 10 | 1'45.653 P | 22.374 | 26.987 | 34.393 | 21.899 | 220.1 |
| 11 | 10'59.111 * | 28.016 | 25.723 | 33.112 * | 21.963 * | |
| 12 | 1'40.091 * | 20.820 * | 24.734 | 32.691 * | 21.846 | 222.5 |
| 13 | 1'41.622 * | 21.780 | 24.805 | 33.165 * | 21.872 | 226.6 |
| 14 | 1'41.436 | 21.863 | 24.702 | 33.105 | 21.766 | 223.0 |
| 15 | 1'41.121 | 21.828 | 24.726 | 32.934 | 21.633 | 222.0 |

| 17th 83 | | Alvaro CARPE | | Red Bull KTM Ajo | | SPA |
|---------|-----------------|--------------|--------------|------------------|----------|-------|
| Runs=3 | Total laps=12 | Full laps=7 | Valid laps=4 | | | |
| 1 | 2'40.405 * | 32.945 | 25.877 | 33.818 * | 22.310 | |
| 2 | 1'41.345 | 21.826 | 24.727 | 33.045 | 21.747 | 224.0 |
| 3 | 1'41.134 | 21.823 | 24.530 | 32.988 | 21.793 | 223.0 |
| 4 | 1'41.103 * | 21.749 | 24.668 | 32.885 | 21.801 * | 221.6 |
| 5 | 1'41.238 | 21.741 | 24.633 | 33.061 | 21.803 | 221.1 |
| 6 | 2'09.487 P | 21.829 | 46.945 | 38.219 * | 22.494 | 220.1 |
| 7 | 11'06.585 | 29.259 | 25.891 | 33.946 | 22.177 | |
| 8 | 1'40.369 P | 21.959 | 24.824 | 33.368 | 20.218 | 218.6 |
| 9 | 5'48.291 * | 27.994 | 25.172 | 32.938 * | 22.105 | |
| 10 | 1'41.492 * | 21.855 | 24.751 | 33.015 | 21.871 * | 221.1 |
| 11 | 1'41.214 | 21.825 | 24.679 | 33.029 | 21.681 | 222.0 |
| 12 | 1'43.116 * | 21.772 | 24.777 | 34.042 * | 22.525 | 221.1 |

| 18th 14 | | Cormac BUCHANAN | | CODE Motorsports | | NZE |
|---------|-----------------|-----------------|--------------|------------------|--------|-------|
| Runs=2 | Total laps=16 | Full laps=13 | Valid laps=7 | | | |
| 1 | 2'35.911 | 31.667 | 26.360 | 34.083 | 22.456 | |
| 2 | 1'43.089 | 22.174 | 25.133 | 33.623 | 22.159 | 221.6 |

Fastest Lap: David MUÑOZ SPA Liqui Moly Dynavolt Intact GP **1'40.211** 21.542 24.425 32.758 21.486

These data/results cannot be reproduced, stored and/or transmitted in whole or in part by any manner of electronic, mechanical, photocopying, recording, broadcasting or otherwise now known or herein after developed without the previous express consent by the copyright owner, except for reproduction in daily press and regular printed publications on sale to the public within 60 days of the event related to those data/results and always provided that copyright symbol appears together as follows below.

© MotoGP Sports Entertainment Group, 2026

Official MotoGP Timing by  TISSOT

www.motogp.com

Le Mans, Friday, May 8, 2026

Page 3 of 5

Practice

Moto3™

| Lap | Lap Time | T1 | T2 | T3 | T4 | Speed |
|-----|-----------------|----------|--------|----------|----------|-------|
| 3 | 1'42.400 | 22.214 | 25.046 | 33.181 | 21.959 | 220.6 |
| 4 | 1'41.941 | 21.999 | 24.947 | 33.122 | 21.873 | 219.6 |
| 5 | 1'42.122 * | 22.016 | 24.858 | 33.324 | 21.924 * | 219.1 |
| 6 | 1'47.081 * | 22.025 | 26.246 | 34.108 | 24.702 * | 221.6 |
| 7 | 1'48.137 * | 22.679 * | 28.964 | 34.121 | 22.373 | 220.1 |
| 8 | 1'42.756 | 22.082 | 25.129 | 33.334 | 22.211 | 219.6 |
| 9 | 2'10.140 P | 22.062 | 45.874 | 38.926 | 23.278 | 219.6 |
| 10 | 8'49.105 * | 28.863 | 25.776 | 33.804 | 22.125 * | |
| 11 | 1'42.455 | 21.963 | 24.857 | 33.109 | 22.526 | 219.6 |
| 12 | 1'41.346 | 21.873 | 24.757 | 33.034 | 21.682 | 220.6 |
| 13 | 1'41.202 | 21.712 | 24.651 | 32.978 | 21.861 | 222.0 |
| 14 | 1'41.039 * | 20.915 * | 24.842 | 33.155 | 22.127 * | 222.0 |
| 15 | 1'42.430 * | 21.837 | 25.081 | 33.476 | 22.036 * | 222.5 |
| 16 | 1'43.243 * | 21.832 | 24.906 | 34.089 * | 22.416 * | 221.1 |

| 19th | 78 | Joel ESTEBAN | LEVEL UP - MTA | SPA | | |
|--------|-----------------|--------------|----------------|----------|----------|-------|
| Runs=2 | Total laps=17 | Full laps=14 | Valid laps=8 | | | |
| 1 | 2'41.378 * | 33.412 | 27.189 | 36.585 * | 22.465 | |
| 2 | 1'42.620 | 22.014 | 24.851 | 33.577 | 22.178 | 223.5 |
| 3 | 1'41.777 | 21.946 | 24.727 | 33.092 | 22.012 | 223.0 |
| 4 | 1'42.499 | 21.972 | 25.016 | 33.567 | 21.944 | 221.6 |
| 5 | 1'44.432 * | 22.084 | 25.942 | 34.305 * | 22.101 | 224.5 |
| 6 | 1'42.284 * | 21.950 | 24.820 | 33.346 * | 22.168 | 222.0 |
| 7 | 1'46.697 | 21.868 | 26.539 | 34.497 | 23.793 | 222.0 |
| 8 | 1'43.872 * | 21.902 | 24.869 | 33.225 * | 23.876 | 223.0 |
| 9 | 1'42.045 * | 21.848 | 24.901 | 33.348 | 21.948 * | 225.1 |
| 10 | 1'41.511 | 21.894 | 24.794 | 32.978 | 21.845 | 220.6 |
| 11 | 1'41.264 | 21.811 | 24.680 | 32.926 | 21.847 | 222.5 |
| 12 | 1'40.300 P | 21.264 * | 25.304 | 33.673 | 20.059 | 218.2 |
| 13 | 7'47.111 | 30.540 | 26.800 | 34.853 | 22.412 | |
| 14 | 1'41.302 | 21.735 | 24.600 | 32.808 | 22.159 | 224.5 |
| 15 | 1'41.167 * | 21.593 | 24.672 | 33.023 * | 21.879 * | 226.6 |
| 16 | 1'41.203 | 21.699 | 24.657 | 33.096 | 21.751 | 225.1 |
| 17 | 1'41.440 * | 21.819 | 24.633 | 32.934 * | 22.054 | 221.6 |

| 20th | 6 | Ryusei YAMANAKA | AEON Credit - MT Helm | JPN | | |
|--------|-----------------|-----------------|-----------------------|----------|--------|-------|
| Runs=3 | Total laps=13 | Full laps=8 | Valid laps=6 | | | |
| 1 | 3'29.437 | 28.722 | 26.178 | 33.766 | 22.523 | |
| 2 | 1'42.062 | 22.116 | 24.926 | 33.081 | 21.939 | 224.0 |
| 3 | 1'41.841 * | 22.025 | 24.658 | 33.119 * | 22.039 | 221.1 |
| 4 | 2'08.257 P | 22.150 | 24.746 | 56.414 | 24.947 | 222.0 |
| 5 | 10'34.589 | 31.269 | 26.215 | 33.982 | 22.668 | |
| 6 | 1'42.859 | 22.315 | 25.129 | 33.254 | 22.161 | 218.2 |
| 7 | 1'43.532 P | 22.177 | 24.928 | 33.345 | 23.082 | 219.6 |
| 8 | 4'18.240 | 31.331 | 26.179 | 34.596 | 25.341 | |
| 9 | 1'41.629 | 21.955 | 24.699 | 32.933 | 22.042 | 224.0 |
| 10 | 1'41.389 | 21.828 | 24.603 | 32.981 | 21.977 | 224.5 |
| 11 | 1'43.398 | 21.874 | 24.872 | 33.453 | 23.199 | 224.5 |
| 12 | 1'41.275 | 21.801 | 24.686 | 32.966 | 21.822 | 226.6 |
| 13 | 1'42.399 * | 21.870 | 24.851 | 33.529 * | 22.149 | 224.0 |

| 21st | 11 | Adrian CRUCES | CIP Green Power | SPA | | |
|--------|---------------|---------------|-----------------|----------|----------|-------|
| Runs=2 | Total laps=15 | Full laps=11 | Valid laps=6 | | | |
| 1 | 3'16.859 * | 30.354 | 26.348 | 34.091 * | 22.409 | |
| 2 | 1'42.803 * | 22.255 | 25.004 | 33.234 | 22.310 * | 217.7 |

| Lap | Lap Time | T1 | T2 | T3 | T4 | Speed |
|-----|-----------------|----------|----------|----------|----------|-------|
| 3 | 1'43.161 * | 22.071 | 24.918 * | 33.707 * | 22.465 * | 218.2 |
| 4 | 1'41.832 | 22.101 | 24.782 | 33.109 | 21.840 | 217.7 |
| 5 | 1'43.343 * | 21.970 | 25.621 * | 33.616 | 22.136 | 218.2 |
| 6 | 1'41.852 | 21.996 | 24.944 | 33.153 | 21.759 | 218.2 |
| 7 | 1'41.768 | 21.945 | 24.805 | 33.259 | 21.759 | 217.2 |
| 8 | 1'41.914 | 22.021 | 24.901 | 33.161 | 21.831 | 218.6 |
| 9 | 1'46.137 | 21.964 | 24.904 | 35.006 | 24.263 | 218.2 |
| 10 | 1'42.040 * | 21.843 | 24.920 | 33.584 * | 21.693 | 220.1 |
| 11 | 1'42.352 P | 22.365 * | 25.671 | 33.150 | 21.166 | 220.6 |
| 12 | 5'51.977 | 31.927 | 26.222 | 33.365 | 21.975 | |
| 13 | 1'41.012 * | 21.700 | 24.761 | 32.913 | 21.638 * | 219.6 |
| 14 | 1'41.322 | 21.714 | 24.763 | 33.121 | 21.724 | 221.6 |
| 15 | 2'09.324 P | 21.790 | 24.807 | 33.103 | 49.624 | 221.6 |

| 22nd | 21 | Ruche MOODLEY | CODE Motorsports | RSA | | |
|------------|-----------------|---------------|------------------|----------|--------|-------|
| Runs=2 | Total laps=11 | Full laps=8 | Valid laps=6 | | | |
| 1 | 2'36.454 | 30.572 | 26.008 | 47.303 | 23.814 | |
| 2 | 1'43.292 | 22.521 | 25.167 | 33.486 | 22.118 | 222.0 |
| 3 | 1'42.214 | 22.168 | 24.830 | 33.269 | 21.947 | 223.5 |
| 4 | 1'42.184 | 22.064 | 24.739 | 33.053 | 22.328 | 222.5 |
| 5 | 1'41.496 | 21.942 | 24.682 | 32.968 | 21.904 | 222.5 |
| 6 | 1'51.739 | 22.041 | 26.436 | 37.051 | 26.211 | 221.6 |
| 7 | 1'45.741 | 22.300 | 26.341 | 33.886 | 23.214 | 221.6 |
| 8 | 1'43.691 * | 21.632 * | 25.054 | 34.417 * | 22.588 | 222.0 |
| 9 | 1'45.869 P | 22.377 | 24.939 | 36.102 | 22.451 | 221.1 |
| 10 | 9'44.372 | 32.696 | 25.720 | 33.355 | 22.123 | |
| 11 | 1'41.648 * | 22.154 | 24.786 | 32.775 * | 21.933 | 221.6 |
| unfinished | 21.840 | 24.824 | | | 224.5 | |

| 23rd | 67 | Casey O'GORMAN | SIC58 Squadra Corse | IRL | | |
|------------|-----------------|----------------|---------------------|--------|----------|-------|
| Runs=2 | Total laps=6 | Full laps=3 | Valid laps=3 | | | |
| 1 | 2'35.609 | 42.963 | 26.589 | 33.990 | 22.341 | |
| 2 | 1'42.459 | 22.245 | 24.997 | 33.318 | 21.899 | 219.1 |
| unfinished | 21.938 | 24.723 | | | 217.7 | |
| 3 | 1'57.705 * | 30.010 | 29.850 | 35.310 | 22.535 * | |
| 4 | 1'42.447 * | 22.057 | 24.972 | 33.510 | 21.908 * | 218.2 |
| 5 | 1'42.859 * | 21.925 | 24.831 | 33.915 | 22.188 * | 218.2 |
| 6 | 1'41.576 | 21.706 | 24.757 | 33.287 | 21.826 | 220.6 |

| 24th | 5 | Leo RAMMERSTORFER | SIC58 Squadra Corse | AUT | | |
|--------|-----------------|-------------------|---------------------|----------|--------|-------|
| Runs=2 | Total laps=18 | Full laps=15 | Valid laps=11 | | | |
| 1 | 2'25.612 | 30.685 | 26.188 | 34.654 | 22.829 | |
| 2 | 1'43.468 | 22.569 | 25.183 | 33.573 | 22.143 | 215.3 |
| 3 | 1'42.595 | 22.262 | 24.952 | 33.297 | 22.084 | 216.7 |
| 4 | 1'47.560 | 22.118 | 24.968 | 36.086 | 24.388 | 217.7 |
| 5 | 1'43.658 | 22.623 | 25.398 | 33.562 | 22.075 | 216.3 |
| 6 | 1'42.397 | 22.142 | 24.980 | 33.190 | 22.085 | 215.8 |
| 7 | 1'47.257 * | 22.148 | 26.007 | 36.701 * | 22.401 | 216.7 |
| 8 | 1'43.977 | 22.190 | 25.458 | 33.885 | 22.444 | 217.7 |
| 9 | 1'42.819 | 22.202 | 25.092 | 33.353 | 22.172 | 216.7 |
| 10 | 1'44.315 * | 22.852 * | 25.847 | 33.508 | 22.108 | 217.2 |
| 11 | 1'44.740 P | 22.189 | 24.999 | 34.593 * | 22.959 | 218.6 |
| 12 | 6'06.732 | 32.162 | 27.071 | 36.532 | 22.335 | |
| 13 | 1'42.225 | 22.161 | 24.848 | 33.359 | 21.857 | 218.2 |
| 14 | 1'41.787 | 21.949 | 24.847 | 33.185 | 21.806 | 219.1 |

Fastest Lap: David MUÑOZ SPA Liqui Moly Dynavolt Intact GP **1'40.211** 21.542 24.425 32.758 21.486

These data/results cannot be reproduced, stored and/or transmitted in whole or in part by any manner of electronic, mechanical, photocopying, recording, broadcasting or otherwise now known or herein after developed without the previous express consent by the copyright owner, except for reproduction in daily press and regular printed publications on sale to the public within 60 days of the event related to those data/results and always provided that copyright symbol appears together as follows below.

© MotoGP Sports Entertainment Group, 2026

Official MotoGP Timing by TISSOT

www.motogp.com

Le Mans, Friday, May 8, 2026

Page 4 of 5



Practice

Moto3™

| Lap | Lap Time | T1 | T2 | T3 | T4 | Speed | Lap | Lap Time | T1 | T2 | T3 | T4 | Speed |
|-----|-----------------|----------|--------|----------|--------|-------|-----|----------|----|----|----|----|-------|
| 15 | 1'43.381 | 22.004 | 24.909 | 33.880 | 22.588 | 222.5 | | | | | | | |
| 16 | 1'41.745 | 21.923 | 24.720 | 33.295 | 21.807 | 220.6 | | | | | | | |
| 17 | 1'45.857 * | 21.940 * | 26.143 | 35.619 | 22.155 | 221.6 | | | | | | | |
| 18 | 1'45.994 * | 22.017 | 24.917 | 36.079 * | 22.981 | 219.1 | | | | | | | |

25th 10 **Nicola CARRARO** Rivacold Snipers Team ITA
Runs=3 Total laps=13 Full laps=8 Valid laps=4

| | | | | | | | | | | | | | |
|----|-----------------|----------|--------|----------|--------|-------|--|--|--|--|--|--|--|
| 1 | 2'41.438 * | 32.130 | 25.887 | 33.408 * | 22.278 | | | | | | | | |
| 2 | 1'42.679 | 22.176 | 24.880 | 33.436 | 22.187 | 221.1 | | | | | | | |
| 3 | 1'41.789 | 22.043 | 24.728 | 33.136 | 21.882 | 222.5 | | | | | | | |
| 4 | 1'42.014 | 22.086 | 24.964 | 33.201 | 21.763 | 220.1 | | | | | | | |
| 5 | 1'40.615 * | 21.055 * | 24.867 | 32.850 * | 21.843 | 219.1 | | | | | | | |
| 6 | 1'41.482 P | 21.599 * | 25.106 | 33.740 | 21.037 | 221.6 | | | | | | | |
| 7 | 7'00.170 * | 31.403 | 27.587 | 33.585 * | 22.088 | | | | | | | | |
| 8 | 1'44.644 P | 22.159 | 25.328 | 35.226 | 21.931 | 217.7 | | | | | | | |
| 9 | 8'44.440 * | 27.344 | 25.900 | 33.408 * | 22.052 | | | | | | | | |
| 10 | 1'40.989 * | 21.819 | 24.647 | 32.661 * | 21.862 | 223.5 | | | | | | | |
| 11 | 1'43.093 * | 21.847 | 25.465 | 33.780 * | 22.001 | 222.5 | | | | | | | |
| 12 | 1'43.915 | 21.811 | 26.893 | 33.394 | 21.817 | 221.6 | | | | | | | |
| 13 | 1'42.338 * | 21.861 | 24.913 | 33.580 * | 21.984 | 220.6 | | | | | | | |

26th 32 **Zen MITANI** Honda Team Asia JPN
Runs=2 Total laps=14 Full laps=11 Valid laps=11

| | | | | | | | | | | | | | |
|----|-----------------|--------|--------|----------|--------|-------|--|--|--|--|--|--|--|
| 1 | 2'29.825 | 31.038 | 26.490 | 35.692 | 23.264 | | | | | | | | |
| 2 | 1'50.411 | 22.991 | 26.177 | 37.802 | 23.441 | 214.9 | | | | | | | |
| 3 | 1'42.932 | 22.282 | 25.047 | 33.433 | 22.170 | 220.1 | | | | | | | |
| 4 | 1'42.348 | 21.993 | 25.009 | 33.372 | 21.974 | 221.6 | | | | | | | |
| 5 | 1'42.295 | 22.176 | 24.835 | 33.363 | 21.921 | 218.2 | | | | | | | |
| 6 | 1'44.391 | 22.601 | 25.057 | 33.733 | 23.000 | 216.7 | | | | | | | |
| 7 | 1'48.797 | 22.566 | 28.914 | 34.870 | 22.447 | 213.9 | | | | | | | |
| 8 | 1'42.526 | 22.079 | 25.082 | 33.297 | 22.068 | 221.1 | | | | | | | |
| 9 | 1'44.936 P | 22.318 | 24.931 | 33.996 | 23.691 | 220.1 | | | | | | | |
| 10 | 12'12.650 * | 29.288 | 26.175 | 34.127 * | 22.287 | | | | | | | | |
| 11 | 1'42.400 | 22.041 | 24.872 | 33.438 | 22.049 | 221.1 | | | | | | | |
| 12 | 1'42.045 | 22.261 | 24.789 | 33.203 | 21.792 | 221.1 | | | | | | | |
| 13 | 1'41.940 | 21.911 | 24.838 | 33.251 | 21.940 | 223.0 | | | | | | | |
| 14 | 1'42.496 | 21.931 | 24.871 | 33.490 | 22.204 | 223.0 | | | | | | | |

Fastest Lap: David MUÑOZ SPA Liqui Moly Dynavolt Intact GP **1'40.211** 21.542 24.425 32.758 21.486

These data/results cannot be reproduced, stored and/or transmitted in whole or in part by any manner of electronic, mechanical, photocopying, recording, broadcasting or otherwise now known or herein after developed without the previous express consent by the copyright owner, except for reproduction in daily press and regular printed publications on sale to the public within 60 days of the event related to those data/results and always provided that copyright symbol appears together as follows below.

© MotoGP Sports Entertainment Group, 2026

Official MotoGP Timing by  TISSOT

www.motogp.com

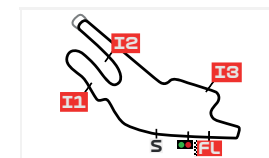
Le Mans, Friday, May 8, 2026

Page 5 of 5

BEST PARTIAL TIMES

MICHELIN GRAND PRIX OF FRANCE

PRACTICE



Le Mans 4185 m.

IT Ideal Lap Time, sum of the best partial times

BT Best Lap Time

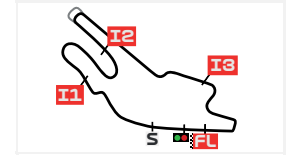
| Pos | <i>T1</i> | | <i>T2</i> | | <i>T3</i> | | <i>T4</i> | | Pos | Rider | <i>IT</i> | <i>BT</i> | |
|-----|--------------------|---------------|-------------------|---------------|---------------------|---------------|-------------------|---------------|-----|-----------------|-----------|-----------|------|
| | Rider | Time | Rider | Time | Rider | Time | Rider | Time | | | | | |
| 1 | D.MUÑOZ | 21.534 | J.KELSO | 24.386 | D.ALMANSA | 32.572 | D.ALMANSA | 21.473 | 1 | D.ALMANSA | 1'40.125 | 1'40.225 | (2) |
| 2 | J.ESTEBAN | 21.593 | H.DANISH | 24.406 | M.MORELLI | 32.650 | D.MUÑOZ | 21.476 | 2 | D.MUÑOZ | 1'40.131 | 1'40.211 | (1) |
| 3 | D.ALMANSA | 21.608 | D.MUÑOZ | 24.425 | A.FERNANDEZ | 32.680 | M.MORELLI | 21.483 | 3 | M.MORELLI | 1'40.279 | 1'40.296 | (3) |
| 4 | V.PERRONE | 21.614 | M.MORELLI | 24.462 | D.MUÑOZ | 32.696 | S.OGDEN | 21.488 | 4 | H.DANISH | 1'40.413 | 1'40.443 | (4) |
| 5 | B.URIARTE | 21.623 | V.PRATAMA | 24.465 | H.DANISH | 32.726 | B.URIARTE | 21.504 | 5 | B.URIARTE | 1'40.488 | 1'40.598 | (5) |
| 6 | A.FERNANDEZ | 21.635 | D.ALMANSA | 24.472 | S.OGDEN | 32.758 | H.DANISH | 21.537 | 6 | S.OGDEN | 1'40.502 | 1'40.746 | (7) |
| 7 | M.BERTELLE | 21.642 | M.BERTELLE | 24.478 | M.QUILES | 32.760 | J.KELSO | 21.571 | 7 | A.FERNANDEZ | 1'40.535 | 1'40.636 | (6) |
| 8 | G.PINI | 21.644 | V.PERRONE | 24.504 | B.URIARTE | 32.785 | J.RIOS | 21.611 | 8 | J.KELSO | 1'40.551 | 1'40.834 | (11) |
| 9 | M.MORELLI | 21.684 | S.OGDEN | 24.510 | J.ESTEBAN | 32.808 | M.QUILES | 21.618 | 9 | M.QUILES | 1'40.629 | 1'40.754 | (8) |
| 10 | A.CRUCES | 21.700 | M.QUILES | 24.517 | J.RIOS | 32.822 | V.PRATAMA | 21.631 | 10 | M.BERTELLE | 1'40.633 | 1'40.845 | (12) |
| 11 | C.O'GORMAN | 21.706 | J.RIOS | 24.526 | J.KELSO | 32.841 | R.SALMELA | 21.633 | 11 | V.PERRONE | 1'40.714 | 1'40.833 | (10) |
| 12 | C.BUCHANAN | 21.712 | A.CARPE | 24.530 | E.O'SHEA | 32.845 | M.BERTELLE | 21.635 | 12 | V.PRATAMA | 1'40.749 | 1'40.779 | (9) |
| 13 | M.QUILES | 21.734 | A.FERNANDEZ | 24.553 | V.PERRONE | 32.865 | A.FERNANDEZ | 21.667 | 13 | J.ESTEBAN | 1'40.752 | 1'41.203 | (19) |
| 14 | A.CARPE | 21.741 | G.PINI | 24.564 | M.BERTELLE | 32.878 | G.PINI | 21.678 | 14 | J.RIOS | 1'40.814 | 1'41.002 | (13) |
| 15 | H.DANISH | 21.744 | B.URIARTE | 24.576 | A.CARPE | 32.885 | A.CARPE | 21.681 | 15 | A.CARPE | 1'40.837 | 1'41.134 | (17) |
| 16 | S.OGDEN | 21.746 | E.O'SHEA | 24.580 | V.PRATAMA | 32.902 | C.BUCHANAN | 21.682 | 16 | G.PINI | 1'40.861 | 1'41.024 | (15) |
| 17 | V.PRATAMA | 21.751 | J.ESTEBAN | 24.600 | A.CRUCES | 32.913 | A.CRUCES | 21.693 | 17 | E.O'SHEA | 1'40.935 | 1'41.003 | (14) |
| 18 | J.KELSO | 21.753 | R.YAMANAKA | 24.603 | R.YAMANAKA | 32.933 | V.PERRONE | 21.731 | 18 | C.BUCHANAN | 1'41.023 | 1'41.202 | (18) |
| 19 | E.O'SHEA | 21.776 | N.CARRARO | 24.647 | R.SALMELA | 32.934 | E.O'SHEA | 21.734 | 19 | R.SALMELA | 1'41.049 | 1'41.121 | (16) |
| 20 | R.SALMELA | 21.780 | C.BUCHANAN | 24.651 | R.MOODLEY | 32.968 | J.ESTEBAN | 21.751 | 20 | A.CRUCES | 1'41.067 | 1'41.322 | (21) |
| 21 | R.YAMANAKA | 21.801 | R.MOODLEY | 24.682 | G.PINI | 32.975 | N.CARRARO | 21.763 | 21 | R.YAMANAKA | 1'41.159 | 1'41.275 | (20) |
| 22 | N.CARRARO | 21.811 | R.SALMELA | 24.702 | C.BUCHANAN | 32.978 | Z.MITANI | 21.792 | 22 | N.CARRARO | 1'41.357 | 1'41.789 | (25) |
| 23 | R.MOODLEY | 21.840 | L.RAMMERSTOR | 24.720 | N.CARRARO | 33.136 | L.RAMMERSTOR | 21.806 | 23 | R.MOODLEY | 1'41.394 | 1'41.496 | (22) |
| 24 | J.RIOS | 21.855 | C.O'GORMAN | 24.723 | L.RAMMERSTOR | 33.185 | R.YAMANAKA | 21.822 | 24 | C.O'GORMAN | 1'41.542 | 1'41.576 | (23) |
| 25 | Z.MITANI | 21.911 | A.CRUCES | 24.761 | Z.MITANI | 33.203 | C.O'GORMAN | 21.826 | 25 | L.RAMMERSTORFER | 1'41.634 | 1'41.745 | (24) |

These data/results cannot be reproduced, stored and/or transmitted in whole or in part by any manner of electronic, mechanical, photocopying, recording, broadcasting or otherwise now known or herein after developed without the previous express consent by the copyright owner, except for reproduction in daily press and regular printed publications on sale to the public within 60 days of the event related to those data/results and always provided that copyright symbol appears together as follows below.

© MotoGP Sports Entertainment Group, 2026

BEST PARTIAL TIMES

MICHELIN GRAND PRIX OF FRANCE PRACTICE



Le Mans 4185 m.

IT Ideal Lap Time, sum of the best partial times

BT Best Lap Time

| Pos | T1 | | T2 | | T3 | | T4 | | Pos | Rider | IT | BT |
|-----|--------------|--------|----------|--------|------------|--------|-----------|--------|-----|----------|----------|---------------|
| | Rider | Time | Rider | Time | Rider | Time | Rider | Time | | | | |
| 26 | L.RAMMERSTOR | 21.923 | Z.MITANI | 24.789 | C.O'GORMAN | 33.287 | R.MOODLEY | 21.904 | 26 | Z.MITANI | 1'41.695 | 1'41.940 (26) |

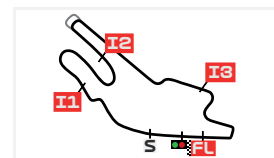
These data/results cannot be reproduced, stored and/or transmitted in whole or in part by any manner of electronic, mechanical, photocopying, recording, broadcasting or otherwise now known or herein after developed without the previous express consent by the copyright owner, except for reproduction in daily press and regular printed publications on sale to the public within 60 days of the event related to those data/results and always provided that copyright symbol appears together as follows below.

© MotoGP Sports Entertainment Group, 2026

FASTEST LAPS SEQUENCE

MICHELIN GRAND PRIX OF FRANCE

PRACTICE




Le Mans

4185 m.

| Practice Time | # | Rider | Nation | Motorcycle | Time | Km/h | Rider's Lap |
|------------------|----|----------------------|--------|------------|-----------------|-------|-------------|
| 3'45.414 | 51 | Brian URIARTE | SPA | KTM | 1'42.087 | 147.5 | 2 |
| 4'17.355 | 97 | Marco MORELLI | ARG | KTM | 1'42.032 | 147.6 | 2 |
| 4'21.340 | 66 | Joel KELSO | AUS | HONDA | 1'41.797 | 148.0 | 2 |
| 4'21.750 | 83 | Alvaro CARPE | SPA | KTM | 1'41.345 | 148.6 | 2 |
| 6'02.884 | 83 | Alvaro CARPE | SPA | KTM | 1'41.134 | 148.9 | 3 |
| 8'33.357 | 22 | David ALMANSA | SPA | KTM | 1'40.930 | 149.2 | 4 |
| 11'55.572 | 22 | David ALMANSA | SPA | KTM | 1'40.918 | 149.2 | 6 |
| 27'19.319 | 22 | David ALMANSA | SPA | KTM | 1'40.607 | 149.7 | 13 |
| 28'59.661 | 22 | David ALMANSA | SPA | KTM | 1'40.342 | 150.1 | 14 |
| 31'03.547 | 64 | David MUÑOZ | SPA | KTM | 1'40.244 | 150.2 | 11 |
| 32'20.365 | 22 | David ALMANSA | SPA | KTM | 1'40.225 | 150.3 | 16 |
| 32'43.758 | 64 | David MUÑOZ | SPA | KTM | 1'40.211 | 150.3 | 12 |

These data/results cannot be reproduced, stored and/or transmitted in whole or in part by any manner of electronic, mechanical, photocopying, recording, broadcasting or otherwise now known or herein after developed without the previous express consent by the copyright owner, except for reproduction in daily press and regular printed publications on sale to the public within 60 days of the event related to those data/results and always provided that copyright symbol appears together as follows below.

© MotoGP Sports Entertainment Group, 2026

Official MotoGP Timing by  TISSOT
www.motogp.com

Le Mans, Friday, May 8, 2026