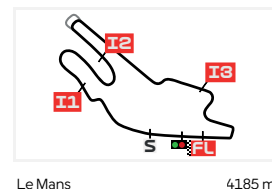


CLASSIFICATION AFTER 27 LAPS = 112.995 KM

MICHELIN GRAND PRIX OF FRANCE

GRAND PRIX



Le Mans 4185 m.

Pos	Pts	#	Rider	Nation	Team	Motorcycle	Total Time	Km/h	Gap
1	25	89	Jorge MARTIN	SPA	Aprilia Racing	APRILIA	41'18.001	164.1	
2	20	72	Marco BEZZECCHI	ITA	Aprilia Racing	APRILIA	41'18.478	164.1	0.477
3	16	79	Ai OGURA	JPN	Trackhouse MotoGP Team	APRILIA	41'18.875	164.0	0.874
4	13	49	Fabio DI GIANNANTONIO	ITA	Pertamina Enduro VR46 Racing Team	DUCATI	41'20.852	163.9	2.851
5	11	37	Pedro ACOSTA	SPA	Red Bull KTM Factory Racing	KTM	41'20.992	163.9	2.991
6	10	20	Fabio QUARTARARO	FRA	Monster Energy Yamaha MotoGP Team	YAMAHA	41'25.757	163.6	7.756
7	9	23	Enea BASTIANINI	ITA	Red Bull KTM Tech3	KTM	41'26.616	163.5	8.615
8	8	25	Raul FERNANDEZ	SPA	Trackhouse MotoGP Team	APRILIA	41'30.498	163.3	12.497
9	7	54	Fermin ALDEGUER	SPA	BK8 Gresini Racing MotoGP	DUCATI	41'32.904	163.1	14.903
10	6	10	Luca MARINI	ITA	Honda HRC Castrol	HONDA	41'33.017	163.1	15.016
11	5	5	Johann ZARCO	FRA	Castrol Honda LCR	HONDA	41'34.550	163.0	16.549
12	4	42	Alex RINS	SPA	Monster Energy Yamaha MotoGP Team	YAMAHA	41'50.344	162.0	32.343
13	3	7	Toprak RAZGATLIOGLU	TUR	Prima Pramac Yamaha MotoGP	YAMAHA	41'50.477	162.0	32.476
14	2	21	Franco MORBIDELLI	ITA	Pertamina Enduro VR46 Racing Team	DUCATI	41'50.775	162.0	32.774
15	1	43	Jack MILLER	AUS	Prima Pramac Yamaha MotoGP	YAMAHA	41'54.060	161.8	36.059
16		94	Jonas FOLGER	GER	Red Bull KTM Tech3	KTM	42'31.230	159.4	1'13.229

Not classified

33	Brad BINDER	RSA	Red Bull KTM Factory Racing	KTM	30'46.232	163.2	7 laps
36	Joan MIR	SPA	Honda HRC Castrol	HONDA	29'08.229	163.7	8 laps
63	Francesco BAGNAIA	ITA	Ducati Lenovo Team	DUCATI	22'57.049	164.1	12 laps
11	Diogo MOREIRA	BRA	Pro Honda LCR	HONDA	15'28.555	162.2	17 laps
73	Alex MARQUEZ	SPA	BK8 Gresini Racing MotoGP	DUCATI	1'36.341	156.3	26 laps

Race condition: **Dry**
 Air: 17°
 Humidity: 68%
 Ground: 22°

Pole Position:		Francesco BAGNAIA	1'29.634	168.0 Km/h
Fastest Lap:	Lap 5	Francesco BAGNAIA	1'31.164	165.2 Km/h
Best Race Lap:	2024	Enea BASTIANINI	1'31.107	165.3 Km/h
All-Time Lap Record:	2026	Marc MARQUEZ	1'29.288	168.7 Km/h

13:35'00

13:44'29

13:59'47

14:01'57

14:03'16

14:03'52 Alex MARQUEZ

14:18'16 Diogo MOREIRA

14:25'11 Francesco BAGNAIA

14:32'28 Joan MIR

14:33'33 Brad BINDER

14:33'52 **Franco MORBIDELLI**

14:39'01 **Franco MORBIDELLI**

SIGHTING LAP START

All bikes on grid

WARM UP LAP START

RACE START

No jump starts

crashed out - Rider OK

crashed out - Rider OK

crashed out - Rider OK

crashed out - Rider OK

crashed out - Rider OK

to drop 1 position - causing a contact

to drop 1 position - COMPLETE

The results are provisional until the end of the limit for protest and appeals.

Time limit for protest expires 60' after publication of the results - **Jean-Marc DELETANG** Time: **14:55**

These data/results cannot be reproduced, stored and/or transmitted in whole or in part by any manner of electronic, mechanical, photocopying, recording, broadcasting or otherwise now known or herein after developed without the previous express consent by the copyright owner, except for reproduction in daily press and regular printed publications on sale to the public within 60 days of the event related to those data/results and always provided that copyright symbol appears together as follows below.

© MotoGP Sports Entertainment Group, 2026

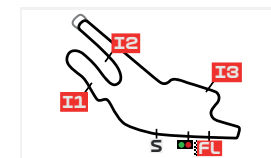
Official MotoGP Timing by

www.motogp.com

Le Mans, Sunday, May 10, 2026

WORLD CHAMPIONSHIP CLASSIFICATION

MICHELIN GRAND PRIX OF FRANCE



Le Mans

4185 m.

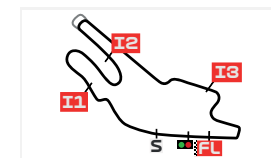
Rider	Points	Leader	Prev	THA	BRA	USA	SPA	FRA	CAT	ITA	HUN	CZE	NED	GER	GBR	ARA	RSM	AUT	JPN	INA	AUS	MAL	QAT	POR	VAL
1 BEZZECCHI Marco [ITA]	128			25 - 25	31 6 25	25 - 25	20 - 20	27 7 20																	
2 MARTIN Jorge [SPA]	127	1	1	18 5 13	27 7 20	32 12 20	13 - 13	37 12 25																	
3 DI GIANNANTONIO Fabio [ITA]	84	44	43	12 2 10	25 9 16	13 - 13	21 5 16	13 0 13																	
4 ACOSTA Pedro [SPA]	83	45	1	32 12 20	10 1 9	18 2 16	6 0 6	17 6 11																	
5 OGURA Ai [JPN]	67	61	16	17 6 11	16 5 11	4 4 -	11 0 11	19 3 16																	
6 FERNANDEZ Raul [SPA]	62	66	5	23 7 16	6 0 6	11 3 8	14 4 10	8 - 8																	
7 MARQUEZ Marc [SPA]	57	71	5	9 9 -	25 12 13	11 0 11	12 12 -	- -																	
8 MARQUEZ Alex [SPA]	55	73	2	0 0 -	13 3 10	15 6 9	25 - 25	2 2																	
9 BAGNAIA Francesco [ITA]	43	85	12	8 1 7	2 2 -	15 9 6	9 9 -	9 9																	
10 BASTIANINI Enea [ITA]	39	89	4	4 0 4	1 0 1	17 7 10	8 0 8	9 - 9																	
11 MARINI Luca [ITA]	33	95	6	6 0 6	5 0 5	12 5 7	4 1 3	6 - 6																	

These data/results cannot be reproduced, stored and/or transmitted in whole or in part by any manner of electronic, mechanical, photocopying, recording, broadcasting or otherwise now known or herein after developed without the previous express consent by the copyright owner, except for reproduction in daily press and regular printed publications on sale to the public within 60 days of the event related to those data/results and always provided that copyright symbol appears together as follows below.

© MotoGP Sports Entertainment Group, 2026

WORLD CHAMPIONSHIP CLASSIFICATION

MICHELIN GRAND PRIX OF FRANCE



Le Mans

4185 m.

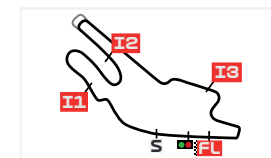
Rider	Points	Leader	Prev	THA	BRA	USA	SPA	FRA	CAT	ITA	HUN	CZE	NED	GER	GBR	ARA	RSM	AUT	JPN	INA	AUS	MAL	QAT	POR	VAL
12 ZARCO Johann [FRA]	29	99	4	5 0 5	7 - 7	1 1 -	11 2 9	5 0 5																	
13 BINDER Brad [RSA]	28	100	1	13 4 9	0 0 -	4 0 4	11 6 5	0 0																	
14 ALDEGUER Fermin [SPA]	27	101	1	- - -	8 0 8	5 0 5	7 0 7	7 0 7																	
15 MORBIDELLI Franco [ITA]	27	101	0	8 0 8	4 0 4	2 0 2	11 7 4	2 - 2																	
16 QUARTARARO Fabio [FRA]	26	102	1	2 0 2	4 4 0	0 0 0	5 3 2	15 5 10																	
17 MOREIRA Diogo [BRA]	10	118	16	3 0 3	3 0 3	3 - 3	0 0 0	1 1																	
18 MIR Joan [SPA]	8	120	2	3 3 -	- - -	0 0 -	1 - 1	4 4																	
19 RINS Alex [SPA]	7	121	1	1 0 1	2 0 2	0 0 0	0 0 0	4 0 4																	
20 RAZGATLIOGLU Toprak [TUR]	4	124	3	0 0 0	0 0 0	1 - 1	0 - 0	3 0 3																	
21 MILLER Jack [AUS]	1	127	3	0 0 0	0 0 -	0 0 0	0 0 0	1 0 1																	
22 VIÑALES Maverick [SPA]	0	128	1	0 0 0	0 - 0	- - -	- - -	- -																	

These data/results cannot be reproduced, stored and/or transmitted in whole or in part by any manner of electronic, mechanical, photocopying, recording, broadcasting or otherwise now known or herein after developed without the previous express consent by the copyright owner, except for reproduction in daily press and regular printed publications on sale to the public within 60 days of the event related to those data/results and always provided that copyright symbol appears together as follows below.

© MotoGP Sports Entertainment Group, 2026

WORLD CHAMPIONSHIP CLASSIFICATION

MICHELIN GRAND PRIX OF FRANCE



Le Mans

4185 m.

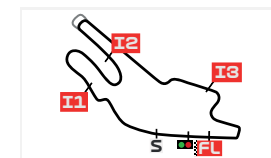
Rider	Points	Leader	Prev	THA	BRA	USA	SPA	FRA	CAT	ITA	HUN	CZE	NED	GER	GBR	ARA	RSM	AUT	JPN	INA	AUS	MAL	QAT	POR	VAL
23 FOLGER Jonas [GER]	0	128	0	-	-	-	-	0																	
				-	-	-	-	-	0																
24 PIRRO Michele [ITA]	0	128	0	0	-	-	-	-																	
				0	0	-	-	-																	
25 FERNANDEZ Augusto [SPA]	0	128	0	-	-	-	0	-																	
				-	-	-	0	-																	

These data/results cannot be reproduced, stored and/or transmitted in whole or in part by any manner of electronic, mechanical, photocopying, recording, broadcasting or otherwise now known or herein after developed without the previous express consent by the copyright owner, except for reproduction in daily press and regular printed publications on sale to the public within 60 days of the event related to those data/results and always provided that copyright symbol appears together as follows below.

© MotoGP Sports Entertainment Group, 2026

WORLD CHAMPIONSHIP CLASSIFICATION

MICHELIN GRAND PRIX OF FRANCE



Le Mans

4185 m.

Constructor	Points	Leader	Previous	THA	BRA	USA	SPA	FRA	CAT	ITA	HUN	CZE	NED	GER	GBR	ARA	RSM	AUT	JPN	INA	AUS	MAL	QAT	POR	VAL
1 APRILIA	162			32	32	37	24	37																	
2 DUCATI	128	34	34	19	28	22	37	22																	
3 KTM	96	66	32	32	10	23	14	17																	
4 HONDA	49	113	47	9	7	12	11	10																	
5 YAMAHA	29	133	20	2	6	1	5	15																	

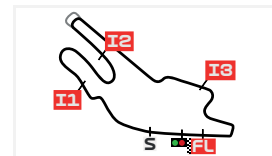
Team	Points	Leader	Previous	THA	BRA	USA	SPA	FRA	CAT	ITA	HUN	CZE	NED	GER	GBR	ARA	RSM	AUT	JPN	INA	AUS	MAL	QAT	POR	VAL
1 Aprilia Racing	255			43	58	57	33	64																	
2 Trackhouse MotoGP Team	129	126	126	40	22	15	25	27																	
3 Red Bull KTM Factory Racing	111	144	18	45	10	22	17	17																	
4 Pertamina Enduro VR46 Racing Team	111	144	0	20	29	15	32	15																	
5 Ducati Lenovo Team	100	155	11	17	27	26	21	9																	
6 BK8 Gresini Racing MotoGP	82	173	18	-	21	20	32	9																	
7 Honda HRC Castrol	41	214	41	9	5	12	5	10																	
8 Red Bull KTM Tech3	39	216	2	4	1	17	8	9																	
9 LCR Honda	39	216	0	8	10	4	11	6																	
10 Monster Energy Yamaha MotoGP Team	33	222	6	3	6	-	5	19																	
11 Prima Pramac Yamaha MotoGP	5	250	28	-	-	1	-	4																	

These data/results cannot be reproduced, stored and/or transmitted in whole or in part by any manner of electronic, mechanical, photocopying, recording, broadcasting or otherwise now known or herein after developed without the previous express consent by the copyright owner, except for reproduction in daily press and regular printed publications on sale to the public within 60 days of the event related to those data/results and always provided that copyright symbol appears together as follows below.

© MotoGP Sports Entertainment Group, 2026

LAP CHART

MICHELIN GRAND PRIX OF FRANCE
GRAND PRIX



Le Mans

4185 m.

Pos	1	2	3	4	5	6	7	8	9	10	11	12	13	14	15	16	17	18	19	20	21
Grid	63	72	49	37	20	36	89	79	73	5	42	25	23	10	21	7	11	43	54	33	94

1	72	20	37	49	63	79	89	73	36	23	25	10	54	11	5	7	33	43	42	21	94
2	72	37	20	63	49	79	89	36	23	25	54	10	5	11	33	7	43	42	21	94	
3	72	37	20	63	49	89	79	36	23	25	54	10	5	33	43	7	42	11	21	94	
4	72	37	20	63	49	89	79	36	23	25	54	10	5	33	43	7	11	42	21	94	
5	72	37	63	20	49	89	79	36	23	25	54	10	5	33	43	7	11	42	21	94	
6	72	37	63	20	49	89	79	36	23	25	54	10	5	33	43	11	7	42	21	94	
7	72	63	37	49	89	20	79	36	23	25	54	10	5	33	43	11	7	42	21	94	
8	72	63	37	49	89	20	36	79	23	25	54	10	5	33	11	7	43	42	21	94	
9	72	63	37	89	49	20	36	79	23	25	54	10	5	33	11	7	42	43	21	94	
10	72	63	37	89	49	79	20	36	23	25	54	10	5	33	11	42	43	7	21	94	
L 11	72	63	37	89	49	79	20	36	23	25	54	10	5	33	42	7	43	21	94		
a 12	72	63	37	89	49	79	20	36	23	25	54	10	5	33	42	7	43	21	94		
p 13	72	63	37	89	49	79	20	36	23	25	54	10	5	33	43	7	21	42	94		
s 14	72	63	37	89	49	79	20	36	23	25	54	10	5	33	43	7	21	42	94		
15	72	63	37	89	49	79	20	36	23	25	54	10	5	33	43	7	21	42	94		
16	72	37	89	49	79	20	36	23	25	54	10	5	33	43	7	21	42	94			
17	72	37	89	49	79	20	36	23	25	54	10	33	5	43	7	21	42	94			
18	72	89	37	49	79	20	36	23	25	54	10	33	5	7	21	42	43	94			
19	72	89	37	49	79	36	20	23	25	54	10	33	5	7	21	42	43	94			
20	72	89	37	49	79	20	23	25	54	10	33	5	7	21	42	43	94				
21	72	89	37	79	49	20	23	25	54	10	5	7	42	21	43	94					
22	72	89	37	79	49	20	23	25	54	10	5	7	42	21	43	94					
23	72	89	79	37	49	20	23	25	54	10	5	42	21	7	43	94					
24	72	89	79	37	49	20	23	25	54	10	5	42	21	7	43	94					
25	89	72	79	37	49	20	23	25	54	10	5	42	21	7	43	94					
26	89	72	79	37	49	20	23	25	54	10	5	42	7	21	43	94					
27	89	72	79	49	37	20	23	25	54	10	5	42	7	21	43	94					

 Winner  Lapped rider

These data/results cannot be reproduced, stored and/or transmitted in whole or in part by any manner of electronic, mechanical, photocopying, recording, broadcasting or otherwise now known or herein after developed without the previous express consent by the copyright owner, except for reproduction in daily press and regular printed publications on sale to the public within 60 days of the event related to those data/results and always provided that copyright symbol appears together as follows below.

© MotoGP Sports Entertainment Group, 2026

Official MotoGP Timing by  TISSOT

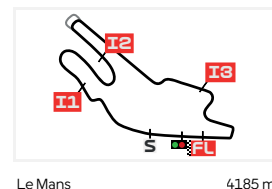
www.motogp.com

Le Mans, Sunday, May 10, 2026

FASTEST LAP OF EACH RIDER

MICHELIN GRAND PRIX OF FRANCE

GRAND PRIX



#	Rider	Nation	Team	Motorcycle	Time	Lap Total	Gap
1	63 Francesco BAGNAIA	ITA	Ducati Lenovo Team	DUCATI	1'31.164	5 15	
2	89 Jorge MARTIN	SPA	Aprilia Racing	APRILIA	1'31.232	15 27	0.068 0.068
3	37 Pedro ACOSTA	SPA	Red Bull KTM Factory Racing	KTM	1'31.322	5 27	0.158 0.090
4	79 Ai OGURA	JPN	Trackhouse MotoGP Team	APRILIA	1'31.371	19 27	0.207 0.049
5	72 Marco BEZZECCHI	ITA	Aprilia Racing	APRILIA	1'31.380	4 27	0.216 0.009
6	49 Fabio DI GIANNANTONIO	ITA	Pertamina Enduro VR46 Racing Team	DUCATI	1'31.385	5 27	0.221 0.005
7	33 Brad BINDER	RSA	Red Bull KTM Factory Racing	KTM	1'31.448	4 20	0.284 0.063
8	36 Joan MIR	SPA	Honda HRC Castrol	HONDA	1'31.483	5 19	0.319 0.035
9	23 Enea BASTIANINI	ITA	Red Bull KTM Tech3	KTM	1'31.517	5 27	0.353 0.034
10	20 Fabio QUARTARARO	FRA	Monster Energy Yamaha MotoGP Tea	YAMAHA	1'31.563	4 27	0.399 0.046
11	25 Raul FERNANDEZ	SPA	Trackhouse MotoGP Team	APRILIA	1'31.566	7 27	0.402 0.003
12	54 Fermin ALDEGUER	SPA	BK8 Gresini Racing MotoGP	DUCATI	1'31.597	4 27	0.433 0.031
13	10 Luca MARINI	ITA	Honda HRC Castrol	HONDA	1'31.651	5 27	0.487 0.054
14	5 Johann ZARCO	FRA	Castrol Honda LCR	HONDA	1'31.728	4 27	0.564 0.077
15	11 Diogo MOREIRA	BRA	Pro Honda LCR	HONDA	1'31.809	5 10	0.645 0.081
16	42 Alex RINS	SPA	Monster Energy Yamaha MotoGP Tea	YAMAHA	1'31.908	7 27	0.744 0.099
17	43 Jack MILLER	AUS	Prima Pramac Yamaha MotoGP	YAMAHA	1'31.943	5 27	0.779 0.035
18	7 Toprak RAZGATLIOGLU	TUR	Prima Pramac Yamaha MotoGP	YAMAHA	1'32.023	5 27	0.859 0.080
19	21 Franco MORBIDELLI	ITA	Pertamina Enduro VR46 Racing Team	DUCATI	1'32.040	5 27	0.876 0.017
20	94 Jonas FOLGER	GER	Red Bull KTM Tech3	KTM	1'33.816	10 27	2.652 1.776

These data/results cannot be reproduced, stored and/or transmitted in whole or in part by any manner of electronic, mechanical, photocopying, recording, broadcasting or otherwise now known or herein after developed without the previous express consent by the copyright owner, except for reproduction in daily press and regular printed publications on sale to the public within 60 days of the event related to those data/results and always provided that copyright symbol appears together as follows below.

© MotoGP Sports Entertainment Group, 2026

Official MotoGP Timing by

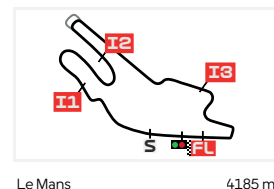
www.motogp.com

Le Mans, Sunday, May 10, 2026

EVENT BEST MAXIMUM SPEED

MICHELIN GRAND PRIX OF FRANCE

GRAND PRIX



Le Mans

4185 m.

#	Rider	Nation	Team	Motorcycle	Km/h	
72	Marco BEZZECCHI	ITA	Aprilia Racing	APRILIA	324.8	Qualifying Nr. 2
89	Jorge MARTIN	SPA	Aprilia Racing	APRILIA	322.7	Qualifying Nr. 2
79	Ai OGURA	JPN	Trackhouse MotoGP Team	APRILIA	322.7	Tissot Sprint
63	Francesco BAGNAIA	ITA	Ducati Lenovo Team	DUCATI	322.7	Tissot Sprint
23	Enea BASTIANINI	ITA	Red Bull KTM Tech3	KTM	322.7	Practice
25	Raul FERNANDEZ	SPA	Trackhouse MotoGP Team	APRILIA	322.7	Tissot Sprint
49	Fabio DI GIANNANTONIO	ITA	Pertamina Enduro VR46 Racing Team	DUCATI	321.6	Grand Prix
93	Marc MARQUEZ	SPA	Ducati Lenovo Team	DUCATI	321.6	Practice
73	Alex MARQUEZ	SPA	BK8 Gresini Racing MotoGP	DUCATI	321.6	Tissot Sprint
54	Fermin ALDEGUER	SPA	BK8 Gresini Racing MotoGP	DUCATI	321.6	Tissot Sprint
11	Diogo MOREIRA	BRA	Pro Honda LCR	HONDA	320.6	Practice
33	Brad BINDER	RSA	Red Bull KTM Factory Racing	KTM	320.6	Tissot Sprint
10	Luca MARINI	ITA	Honda HRC Castrol	HONDA	320.6	Tissot Sprint
37	Pedro ACOSTA	SPA	Red Bull KTM Factory Racing	KTM	320.6	Qualifying Nr. 2
36	Joan MIR	SPA	Honda HRC Castrol	HONDA	320.6	Tissot Sprint
42	Alex RINS	SPA	Monster Energy Yamaha MotoGP Team	YAMAHA	319.6	Qualifying Nr. 2
5	Johann ZARCO	FRA	Castrol Honda LCR	HONDA	318.5	Tissot Sprint
21	Franco MORBIDELLI	ITA	Pertamina Enduro VR46 Racing Team	DUCATI	317.5	Free Practice Nr. 2
20	Fabio QUARTARARO	FRA	Monster Energy Yamaha MotoGP Team	YAMAHA	316.5	Grand Prix
7	Toprak RAZGATLIOGLU	TUR	Prima Pramac Yamaha MotoGP	YAMAHA	316.5	Grand Prix
43	Jack MILLER	AUS	Prima Pramac Yamaha MotoGP	YAMAHA	316.5	Free Practice Nr. 2
94	Jonas FOLGER	GER	Red Bull KTM Tech3	KTM	314.5	Qualifying Nr. 1

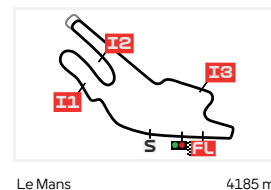
These data/results cannot be reproduced, stored and/or transmitted in whole or in part by any manner of electronic, mechanical, photocopying, recording, broadcasting or otherwise now known or herein after developed without the previous express consent by the copyright owner, except for reproduction in daily press and regular printed publications on sale to the public within 60 days of the event related to those data/results and always provided that copyright symbol appears together as follows below.

© MotoGP Sports Entertainment Group, 2026

Official MotoGP Timing by

www.motogp.com

Le Mans, Sunday, May 10, 2026



CHRONOLOGICAL ANALYSIS OF PERFORMANCES

MICHELIN GRAND PRIX OF FRANCE

GRAND PRIX

* Lap / Sector time cancelled
 P Crossing the finish line in pit lane
 ** Tyre data subject to further updates

T1 Time from finish line to 1st intermediate
T2 Time from 1st intermed. to 2nd intermed.

T3 Time from 2nd intermed. to 3rd intermed.
T4 Time from 3rd intermediate to finish line

Lap	Lap Time	T1	T2	T3	T4	Speed	Lap	Lap Time	T1	T2	T3	T4	Speed
1st	89	Jorge MARTIN		APRILIA		SPA	6	1'31.544	18.908	22.947	28.844	20.845	314.5
		Aprilia Racing					7	1'31.567	19.154	22.870	28.763	20.780	311.6
		Runs=1	Total laps=27	Full laps=26	Valid laps=26		8	1'31.736	18.979	22.953	28.944	20.860	313.5
Run #	1	Front Tyre	Slick-Hard	Rear Tyre	Slick-Soft		9						
			New Tyre		New Tyre		10	1'31.484	18.943	22.889	28.781	20.871	312.6
1	1'36.018	22.277	23.564	29.336	20.841	242.0	11	1'31.589	19.000	22.917	28.854	20.818	312.6
2	1'31.656	18.871	23.028	28.924	20.833	317.5	12	1'31.511	18.952	22.936	28.801	20.822	313.5
3	1'31.744	19.062	23.042	28.831	20.809	316.5	13	1'31.537	18.869	22.937	28.892	20.839	313.5
4	1'31.481	18.843	22.976	28.896	20.766	314.5	14	1'31.564	18.944	22.925	28.862	20.833	313.5
5	1'31.443	18.838	22.883	28.898	20.824	316.5	15	1'31.700	18.944	22.937	28.928	20.891	312.6
6	1'31.464	18.877	22.904	28.830	20.853	318.5	16	1'31.838	18.961	23.025	28.877	20.975	313.5
7	1'31.811	18.972	23.058	28.914	20.867	316.5	17	1'31.587	19.018	22.901	28.781	20.887	312.6
8	1'31.463	18.735	23.041	28.832	20.855	315.5	18	1'31.669	19.017	22.960	28.840	20.852	312.6
9	1'32.373	19.432	23.137	28.868	20.936	317.5	19	1'31.852	19.070	23.023	28.884	20.875	313.5
10	1'31.713	18.861	22.945	28.824	21.083	313.5	20	1'31.489	18.970	22.929	28.697	20.893	312.6
11	1'31.313	18.827	22.954	28.680	20.852	313.5	21	1'31.945	19.044	23.063	28.828	21.010	312.6
12	1'31.578	18.845	22.948	28.828	20.957	314.5	22	1'31.722	18.934	22.974	28.937	20.877	313.5
13	1'31.385	18.868	22.877	28.757	20.883	313.5	23	1'31.491	18.861	23.001	28.768	20.861	313.5
14	1'31.333	18.780	22.891	28.799	20.863	314.5	24	1'31.788	18.937	23.010	28.893	20.948	313.5
15	1'31.232	18.783	22.957	28.641	20.851	315.5	25	1'32.710	19.312	23.279	29.122	20.997	314.5
16	1'31.469	18.865	22.946	28.777	20.881	315.5	26	1'32.129	18.886	23.209	29.086	20.948	316.5
17	1'31.661	18.819	23.007	28.889	20.946	315.5	27	1'32.030	18.935	23.181	28.991	20.923	316.5
18	1'31.758	19.136	22.999	28.691	20.932	314.5							
19	1'31.310	18.662	22.934	28.826	20.888	312.6							
20	1'31.324	18.789	22.922	28.753	20.860	313.5							
21	1'31.845	18.889	23.187	28.866	20.903	313.5							
22	1'31.472	18.987	22.953	28.669	20.863	313.5							
23	1'31.248	18.713	22.942	28.787	20.806	314.5							
24	1'31.651	18.857	22.984	28.899	20.911	314.5							
25	1'31.868	19.072	23.051	28.758	20.987	313.5							
26	1'32.047	18.997	23.081	29.010	20.959	310.6							
27	1'32.341	19.067	23.150	28.901	21.223	308.7							

3rd	79	Ai OGURA		APRILIA		JPN
		Trackhouse MotoGP Team				
		Runs=1	Total laps=27	Full laps=26	Valid laps=26	
Run #	1	Front Tyre	Slick-Hard	Rear Tyre	Slick-Soft	
			New Tyre		New Tyre	
1	1'35.784	22.252	23.462	29.161	20.909	245.0
2	1'31.725	18.946	23.098	28.842	20.839	315.5
3	1'32.364	19.296	23.186	29.039	20.843	315.5
4	1'31.486	18.773	23.021	28.918	20.774	315.5
5	1'31.502	18.837	22.938	28.864	20.863	315.5
6	1'31.486	18.785	22.977	28.832	20.892	315.5
7	1'31.833	18.799	23.111	28.985	20.938	317.5
8	1'32.087	18.888	22.982	28.888	21.329	317.5
9	1'32.002	18.996	23.025	29.100	20.881	315.5
10	1'31.738	18.930	23.021	28.865	20.922	318.5
11	1'31.684	18.841	23.044	28.929	20.870	318.5
12	1'31.560	18.755	23.051	28.913	20.841	314.5
13	1'31.658	18.876	23.075	28.844	20.863	316.5
14	1'31.600	18.818	23.088	28.850	20.844	315.5
15	1'31.629	18.835	23.074	28.805	20.915	316.5

2nd	72	Marco BEZZECCHI		APRILIA		ITA
		Aprilia Racing				
		Runs=1	Total laps=27	Full laps=26	Valid laps=26	
Run #	1	Front Tyre	Slick-Hard	Rear Tyre	Slick-Soft	
			New Tyre		New Tyre	
1	1'34.243	21.407	23.121	28.878	20.837	242.0
2	1'31.819	18.978	22.931	29.088	20.822	312.6
3	1'31.570	18.988	22.917	28.866	20.799	313.5
4	1'31.380	18.937	22.882	28.763	20.798	312.6
5	1'31.396	18.945	22.917	28.710	20.824	315.5

Fastest Lap:	Francesco BAGNAIA	ITA	Ducati Lenovo Team	1'31.164	18.781	22.920	28.800	20.663
---------------------	-------------------	-----	--------------------	-----------------	--------	--------	--------	--------

These data/results cannot be reproduced, stored and/or transmitted in whole or in part by any manner of electronic, mechanical, photocopying, recording, broadcasting or otherwise now known or herein after developed without the previous express consent by the copyright owner, except for reproduction in daily press and regular printed publications on sale to the public within 60 days of the event related to those data/results and always provided that copyright symbol appears together as follows below.

© MotoGP Sports Entertainment Group, 2026

Official MotoGP Timing by

www.motogp.com

Le Mans, Sunday, May 10, 2026

Grand Prix

MotoGP™

Lap	Lap Time	T1	T2	T3	T4	Speed	Lap	Lap Time	T1	T2	T3	T4	Speed
16	1'31.480	18.898	23.037	28.738	20.807	317.5	6	1'31.939	19.069	22.956	29.073	20.841	311.6
17	1'31.547	18.772	23.155	28.814	20.806	313.5	7	1'31.996	19.179	23.007	28.969	20.841	311.6
18	1'31.556	18.798	23.076	28.831	20.851	314.5	8	1'31.334	18.801	22.928	28.785	20.820	315.5
19	1'31.371	18.733	23.160	28.722	20.756	314.5	9	1'31.548	18.796	22.965	28.897	20.890	313.5
20	1'31.437	18.727	23.044	28.816	20.850	317.5	10	1'31.751	18.829	23.067	28.971	20.884	315.5
21	1'31.378	18.835	23.015	28.740	20.788	316.5	11	1'31.410	18.866	22.909	28.793	20.842	312.6
22	1'31.402	18.670	23.053	28.892	20.787	315.5	12	1'31.603	18.778	22.946	28.953	20.926	319.6
23	1'31.520	19.067	23.009	28.628	20.816	312.6	13	1'31.520	18.784	23.006	28.815	20.915	314.5
24	1'31.604	18.806	23.000	28.894	20.904	316.5	14	1'31.679	18.794	23.041	28.963	20.881	313.5
25	1'31.664	18.719	23.096	28.885	20.964	314.5	15	1'31.746	18.790	22.977	29.064	20.915	315.5
26	1'31.901	18.795	23.276	28.873	20.957	315.5	16	1'31.831	18.862	23.001	29.031	20.937	316.5
27	1'31.877	18.877	23.171	28.839	20.990	313.5	17	1'31.769	18.943	23.009	28.889	20.928	311.6

4th **49** **Fabio DI GIANNANTONIO** DUCATI ITA
Pertamina Enduro VR46 Racing Team

Runs=1 Total laps=27 Full laps=26 Valid laps=26

Run #	1	Front Tyre	Slick-Hard	Rear Tyre	Slick-Soft	
		New Tyre		New Tyre		
1	1'35.266	21.842	23.435	29.150	20.839	240.8
2	1'31.891	19.037	23.070	29.019	20.765	315.5
3	1'31.851	19.076	22.939	29.069	20.767	316.5
4	1'31.502	18.932	22.935	28.883	20.752	316.5
5	1'31.385	18.873	22.817	28.928	20.767	316.5
6	1'31.626	18.810	22.907	29.124	20.785	318.5
7	1'31.665	18.990	22.914	28.972	20.789	318.5
8	1'31.669	18.967	22.927	28.949	20.826	321.6
9	1'32.764	19.616	23.263	29.025	20.860	316.5
10	1'31.953	18.995	22.989	29.104	20.865	317.5
11	1'31.686	18.929	22.997	28.951	20.809	316.5
12	1'31.755	18.959	23.002	28.947	20.847	315.5
13	1'31.556	18.923	22.964	28.895	20.774	314.5
14	1'31.653	18.831	23.004	29.017	20.801	316.5
15	1'31.497	18.868	23.000	28.841	20.788	314.5
16	1'31.557	18.953	22.988	28.854	20.762	315.5
17	1'31.548	18.948	23.015	28.841	20.744	314.5
18	1'31.598	18.917	22.936	28.843	20.902	314.5
19	1'31.449	18.820	22.969	28.900	20.760	316.5
20	1'31.518	18.790	22.934	29.014	20.780	315.5
21	1'32.109	19.054	23.140	29.078	20.837	316.5
22	1'31.812	18.895	22.992	28.976	20.949	316.5
23	1'31.687	18.886	23.072	28.912	20.817	317.5
24	1'31.936	18.938	23.081	29.037	20.880	317.5
25	1'31.897	18.803	23.159	29.073	20.862	318.5
26	1'31.891	18.808	23.183	29.041	20.859	319.6
27	1'32.131	18.873	23.105	28.930	21.223	318.5

5th **37** **Pedro ACOSTA** KTM SPA
Red Bull KTM Factory Racing

Runs=1 Total laps=27 Full laps=26 Valid laps=26

Run #	1	Front Tyre	Slick-Hard	Rear Tyre	Slick-Soft	
		New Tyre		New Tyre		
1	1'34.978	21.696	23.408	29.016	20.858	235.1
2	1'31.482	19.023	22.859	28.767	20.833	314.5
3	1'31.526	18.973	22.893	28.872	20.788	309.6
4	1'31.554	18.914	22.900	28.816	20.924	312.6
5	1'31.322	18.963	22.844	28.716	20.799	310.6

Fastest Lap: Francesco BAGNAIA ITA Ducati Lenovo Team **1'31.164** 18.781 22.920 28.800 20.663

18	1'32.360	19.396	23.127	28.923	20.914	309.6
19	1'31.606	18.776	23.013	28.900	20.917	315.5
20	1'31.682	18.823	23.028	28.879	20.952	313.5
21	1'31.698	18.801	23.099	28.939	20.859	312.6
22	1'31.876	18.857	23.150	28.925	20.944	313.5
23	1'32.392	19.337	23.129	28.901	21.025	311.6
24	1'32.038	18.943	23.099	28.992	21.004	312.6
25	1'31.987	18.911	23.126	29.012	20.938	313.5
26	1'31.956	18.826	23.144	29.027	20.959	313.5
27	1'32.409	18.804	23.100	28.924	21.581	313.5

6th **20** **Fabio QUARTARARO** YAMAHA FRA
Monster Energy Yamaha MotoGP Team

Runs=1 Total laps=27 Full laps=26 Valid laps=26

Run #	1	Front Tyre	Slick-Soft	Rear Tyre	Slick-Soft	
		New Tyre		New Tyre		
1	1'34.725	21.685	23.344	28.914	20.782	237.4
2	1'31.889	18.977	23.037	28.868	21.007	307.7
3	1'31.659	19.027	22.931	28.900	20.801	312.6
4	1'31.563	18.937	22.966	28.834	20.826	311.6
5	1'31.764	19.091	23.007	28.843	20.823	312.6
6	1'31.686	18.904	22.931	29.016	20.835	311.6
7	1'32.555	19.425	23.278	29.013	20.839	311.6
8	1'32.051	18.958	23.007	29.003	21.083	313.5
9	1'32.056	18.974	23.143	28.999	20.940	311.6
10	1'32.246	18.942	23.023	29.064	21.217	313.5
11	1'31.847	18.948	23.065	28.965	20.869	316.5
12	1'31.782	18.898	22.991	29.024	20.869	313.5
13	1'31.742	18.865	22.968	28.988	20.921	313.5
14	1'31.648	18.922	22.994	28.887	20.845	310.6
15	1'31.650	18.872	23.020	28.928	20.830	311.6
16	1'31.613	18.783	22.985	28.936	20.909	310.6
17	1'31.716	18.899	23.040	28.858	20.919	308.7
18	1'31.837	19.019	22.994	28.907	20.917	309.6
19	1'32.617	19.483	23.186	28.958	20.990	311.6
20	1'31.890	18.930	23.107	29.012	20.841	311.6
21	1'32.171	18.957	23.254	28.947	21.013	310.6
22	1'32.207	19.028	23.293	28.914	20.972	305.8
23	1'32.124	19.026	23.134	28.941	21.023	306.8
24	1'32.024	19.010	23.154	28.909	20.951	310.6
25	1'32.292	19.007	23.131	29.175	20.979	307.7
26	1'32.209	19.021	23.167	29.034	20.987	309.6
27	1'32.194	19.044	23.143	29.010	20.997	305.8

These data/results cannot be reproduced, stored and/or transmitted in whole or in part by any manner of electronic, mechanical, photocopying, recording, broadcasting or otherwise now known or herein after developed without the previous express consent by the copyright owner, except for reproduction in daily press and regular printed publications on sale to the public within 60 days of the event related to those data/results and always provided that copyright symbol appears together as follows below.

© MotoGP Sports Entertainment Group, 2026

Official MotoGP Timing by TISSOT

www.motogp.com

Le Mans, Sunday, May 10, 2026

Grand Prix

MotoGP™

Lap	Lap Time	T1	T2	T3	T4	Speed
7th	23	Enea BASTIANINI		KTM		ITA
		Red Bull KTM Tech3				
		Runs=1	Total laps=27	Full laps=26	Valid laps=26	
Run #	1	Front Tyre	Slick-Hard	Rear Tyre	Slick-Soft	
		New Tyre		New Tyre		
1	1'37.136	22.949	23.629	29.608	20.950	252.4
2	1'31.711	19.126	22.919	29.081	20.585	315.5
3	1'31.624	19.062	22.884	28.861	20.817	313.5
4	1'31.571	18.918	23.060	28.895	20.698	317.5
5	1'31.517	18.973	22.898	28.880	20.766	319.6
6	1'31.547	19.007	22.931	28.832	20.777	312.6
7	1'31.806	18.965	23.089	28.867	20.885	316.5
8	1'31.789	19.145	22.939	28.721	20.984	313.5
9	1'31.989	18.999	23.091	29.099	20.800	316.5
10	1'32.005	19.120	23.107	28.924	20.854	318.5
11	1'31.852	19.082	23.025	28.954	20.791	315.5
12	1'31.925	18.982	22.991	29.171	20.781	314.5
13	1'31.645	18.937	22.950	28.946	20.812	318.5
14	1'31.764	18.957	23.065	28.892	20.850	318.5
15	1'31.738	18.931	23.050	28.856	20.901	318.5
16	1'31.721	19.019	22.959	28.856	20.887	317.5
17	1'31.915	18.970	23.078	28.951	20.916	315.5
18	1'31.979	19.140	23.077	28.825	20.937	313.5
19	1'32.318	18.991	23.143	29.155	21.029	313.5
20	1'31.950	19.006	23.139	28.863	20.942	313.5
21	1'32.151	19.029	23.173	28.923	21.026	310.6
22	1'32.370	19.194	23.189	28.943	21.044	311.6
23	1'31.968	19.033	23.147	28.804	20.984	309.6
24	1'31.957	19.085	23.107	28.911	20.854	315.5
25	1'32.191	19.123	23.153	28.974	20.941	311.6
26	1'32.361	19.099	23.166	29.064	21.032	315.5
27	1'32.116	19.048	23.157	28.850	21.061	306.8

8th	25	Raul FERNANDEZ		APRILIA		SPA
		Trackhouse MotoGP Team				
		Runs=1	Total laps=27	Full laps=26	Valid laps=26	
Run #	1	Front Tyre	Slick-Hard	Rear Tyre	Slick-Soft	
		New Tyre		New Tyre		
1	1'37.330	22.510	23.662	29.731	21.427	251.1
2	1'31.824	19.107	23.013	29.001	20.703	316.5
3	1'31.682	18.999	22.870	28.941	20.872	316.5
4	1'31.646	18.877	22.985	28.985	20.799	315.5
5	1'31.700	18.902	22.935	28.932	20.931	316.5
6	1'31.574	18.975	22.947	28.795	20.857	314.5
7	1'31.566	18.867	23.023	28.805	20.871	314.5
8	1'31.811	18.964	23.020	28.957	20.870	316.5
9	1'32.033	18.946	23.126	29.049	20.912	316.5
10	1'32.257	18.993	23.061	29.199	21.004	316.5
11	1'31.683	18.958	23.071	28.839	20.815	315.5
12	1'31.755	18.932	23.067	28.885	20.871	316.5
13	1'31.932	18.978	23.038	28.992	20.924	315.5
14	1'32.039	18.978	23.090	29.022	20.949	315.5
15	1'31.574	18.915	23.003	28.813	20.843	317.5
16	1'32.069	18.976	23.094	29.136	20.863	315.5
17	1'31.870	18.930	23.019	28.976	20.945	314.5

Lap	Lap Time	T1	T2	T3	T4	Speed
18	1'32.149	19.073	23.060	29.128	20.888	314.5
19	1'32.000	18.950	23.107	28.940	21.003	314.5
20	1'31.952	18.987	23.107	28.976	20.882	314.5
21	1'32.086	18.924	23.223	28.955	20.984	313.5
22	1'31.943	18.887	23.204	28.960	20.892	315.5
23	1'32.043	18.891	23.174	28.999	20.979	315.5
24	1'32.028	18.953	23.115	29.014	20.946	314.5
25	1'32.391	18.856	23.179	29.333	21.023	315.5
26	1'33.115	18.992	23.459	29.472	21.192	315.5
27	1'34.446	19.453	23.565	29.748	21.680	311.6

9th	54	Fermin ALDEGUER		DUCATI		SPA
		BK8 Gresini Racing MotoGP				
		Runs=1	Total laps=27	Full laps=26	Valid laps=25	
Run #	1	Front Tyre	Slick-Soft	Rear Tyre	Slick-Soft	
		New Tyre		New Tyre		
1	1'37.619	23.282	23.654	29.553	21.130	253.7
2	1'31.804	19.203	22.947	28.915	20.739	317.5
3	1'31.806	18.898	22.944	29.186	20.778	318.5
4	1'31.597	18.954	22.977	28.897	20.769	316.5
5	1'31.640	18.915	22.976	28.966	20.783	316.5
6	1'32.283	18.964	23.054	29.047	21.218	316.5
7	1'31.622	18.921	22.980	28.904	20.817	314.5
8	1'31.997	18.937	23.012	29.119	20.929	313.5
9	1'31.947	18.889	23.153	28.978	20.927	314.5
10	1'31.871	18.911	23.032	29.070	20.858	313.5
11	1'31.755	18.827	23.100	28.997	20.831	315.5
12	1'31.971	18.875	23.087	29.053	20.956	314.5
13	1'31.783 *	18.811	23.055	29.094	20.823 *	315.5
14	1'31.956	18.924	23.118	29.077	20.837	315.5
15	1'32.064	18.895	23.080	29.132	20.957	315.5
16	1'32.117	18.936	23.144	28.979	21.058	313.5
17	1'32.392	19.085	23.173	29.236	20.898	313.5
18	1'32.424	19.158	23.196	29.128	20.942	313.5
19	1'32.189	18.985	23.184	29.105	20.915	313.5
20	1'32.200	18.955	23.119	29.058	21.068	312.6
21	1'32.664	19.269	23.286	29.124	20.985	311.6
22	1'32.192	18.979	23.178	28.996	21.039	312.6
23	1'32.320	18.973	23.235	29.099	21.013	312.6
24	1'32.449	18.986	23.304	29.094	21.065	312.6
25	1'32.649	19.053	23.242	29.216	21.138	312.6
26	1'32.609	19.062	23.266	29.173	21.108	311.6
27	1'32.984	19.115	23.358	29.322	21.189	312.6

10th	10	Luca MARINI		HONDA		ITA
		Honda HRC Castrol				
		Runs=1	Total laps=27	Full laps=26	Valid laps=26	
Run #	1	Front Tyre	Slick-Soft	Rear Tyre	Slick-Soft	
		New Tyre		New Tyre		
1	1'37.476	22.825	23.585	29.677	21.389	253.0
2	1'32.304	19.206	23.169	29.282	20.647	316.5
3	1'31.795	19.081	22.905	29.067	20.742	316.5
4	1'31.750	19.091	22.943	28.992	20.724	314.5
5	1'31.651	19.073	22.888	28.892	20.798	314.5
6	1'31.930	18.957	22.891	29.011	21.071	316.5
7	1'31.679	18.998	22.921	28.915	20.845	316.5

Fastest Lap:	Francesco BAGNAIA	ITA	Ducati Lenovo Team	1'31.164	18.781	22.920	28.800	20.663
---------------------	-------------------	-----	--------------------	-----------------	--------	--------	--------	--------

These data/results cannot be reproduced, stored and/or transmitted in whole or in part by any manner of electronic, mechanical, photocopying, recording, broadcasting or otherwise now known or herein after developed without the previous express consent by the copyright owner, except for reproduction in daily press and regular printed publications on sale to the public within 60 days of the event related to those data/results and always provided that copyright symbol appears together as follows below.

© MotoGP Sports Entertainment Group, 2026

Official MotoGP Timing by TISSOT

www.motogp.com

Le Mans, Sunday, May 10, 2026



Lap	Lap Time	T1	T2	T3	T4	Speed
8	1'31.962	18.989	22.942	29.081	20.950	316.5
9	1'31.980	19.025	22.993	29.115	20.847	316.5
10	1'31.928	18.990	23.011	29.028	20.899	316.5
11	1'31.934	19.008	23.125	28.921	20.880	315.5
12	1'31.821	19.056	23.044	28.884	20.837	313.5
13	1'31.868	19.039	23.000	28.929	20.900	317.5
14	1'31.934	19.036	23.077	28.984	20.837	316.5
15	1'32.111	19.034	23.073	29.054	20.950	315.5
16	1'31.965	19.059	23.052	28.928	20.926	315.5
17	1'32.361	19.044	23.168	29.170	20.979	315.5
18	1'32.421	19.261	23.078	29.106	20.976	314.5
19	1'32.201	19.015	23.160	29.086	20.940	316.5
20	1'32.134	19.043	23.119	28.984	20.988	315.5
21	1'32.817	19.187	23.352	29.211	21.067	315.5
22	1'32.344	19.047	23.127	29.025	21.145	314.5
23	1'32.324	19.145	23.141	29.035	21.003	316.5
24	1'32.447	19.068	23.219	29.070	21.090	316.5
25	1'32.528	19.164	23.138	29.109	21.117	313.5
26	1'32.617	19.317	23.184	29.049	21.067	315.5
27	1'32.735	19.079	23.232	29.278	21.146	315.5

11th 5		Johann ZARCO		HONDA		FRA	
		Castrol Honda LCR					
		Runs=1	Total laps=27	Full laps=26	Valid laps=26		
Run #	1	Front Tyre	Slick-Soft	Rear Tyre	Slick-Soft		
		New Tyre		New Tyre			
1	1'38.032	22.689	23.611	29.600	22.132	248.6	
2	1'32.226	19.170	22.928	29.244	20.884	317.5	
3	1'31.748	19.254	22.921	28.875	20.698	313.5	
4	1'31.728	18.929	22.965	29.005	20.829	314.5	
5	1'31.749	18.876	22.883	29.101	20.889	315.5	
6	1'31.806	18.956	22.977	28.931	20.942	314.5	
7	1'31.873	19.023	22.948	28.986	20.916	315.5	
8	1'31.744	18.831	22.911	29.079	20.923	314.5	
9	1'31.939	18.974	22.974	29.050	20.941	316.5	
10	1'31.893	18.929	23.006	29.008	20.950	314.5	
11	1'31.976	18.945	23.010	29.089	20.932	315.5	
12	1'32.292	18.963	23.107	29.228	20.994	315.5	
13	1'31.887	18.947	23.018	28.943	20.979	313.5	
14	1'32.206	18.950	23.078	29.140	21.038	313.5	
15	1'32.078	18.982	23.105	28.949	21.042	313.5	
16	1'32.347	19.058	23.038	29.135	21.116	312.6	
17	1'32.592	19.179	23.034	29.318	21.061	313.5	
18	1'32.199	19.049	23.176	28.981	20.993	314.5	
19	1'32.526	19.018	23.211	29.218	21.079	316.5	
20	1'32.370	18.916	23.092	29.218	21.144	314.5	
21	1'32.685	19.069	23.186	29.103	21.327	311.6	
22	1'32.271	19.062	23.108	29.025	21.076	312.6	
23	1'32.151	19.039	23.105	28.954	21.053	311.6	
24	1'32.301	18.998	23.103	29.099	21.101	314.5	
25	1'32.432	19.031	23.131	29.138	21.132	314.5	
26	1'32.558	18.996	23.180	29.101	21.281	312.6	
27	1'32.941	19.016	23.218	29.094	21.613	312.6	

12th 42		Alex RINS		YAMAHA		SPA	
		Monster Energy Yamaha MotoGP Team					
		Runs=1	Total laps=27	Full laps=26	Valid laps=25		
Run #	1	Front Tyre	Slick-Hard	Rear Tyre	Slick-Soft		
		New Tyre		New Tyre			
1	1'38.779	23.251	23.939	30.417	21.172	246.8	
2	1'32.715	19.180	23.189	29.311	21.035	316.5	
3	1'32.374	19.093	23.089	29.179	21.013	315.5	
4	1'32.528	18.941	23.071	29.309	21.207	316.5	
5	1'32.076	18.932	23.089	29.060	20.995	318.5	
6	1'32.497	18.933	23.096	29.505	20.963	316.5	
7	1'31.908	18.890	23.004	29.127	20.887	314.5	
8	1'33.077	19.323	23.288	29.480	20.986	316.5	
9	1'32.309	19.006	23.128	29.182	20.993	314.5	
10	1'32.215	18.974	23.076	29.159	21.006	312.6	
11	1'32.737	19.170	23.288	29.178	21.101	310.6	
12	1'32.427	19.094	23.167	29.117	21.049	308.7	
13	1'36.944 *	22.224 *	24.386	29.160	21.174	220.6	
14	1'32.091	18.987	23.128	29.062	20.914	315.5	
15	1'32.093	18.993	23.106	29.053	20.941	312.6	
16	1'33.408	19.119	23.118	29.408	21.763	318.5	
17	1'32.465	19.207	23.210	29.090	20.958	311.6	
18	1'32.858	19.063	23.349	29.415	21.031	314.5	
19	1'32.379	18.961	23.230	29.202	20.986	312.6	
20	1'32.414	18.995	23.124	29.229	21.066	311.6	
21	1'32.670	19.088	23.231	29.264	21.087	314.5	
22	1'32.932	19.015	23.123	29.292	21.502	310.6	
23	1'33.267	19.566	23.448	29.193	21.060	312.6	
24	1'32.506	19.040	23.168	29.149	21.149	311.6	
25	1'32.822	19.195	23.328	29.175	21.124	307.7	
26	1'32.949	19.135	23.310	29.252	21.252	307.7	
27	1'32.904	19.274	23.321	28.989	21.320	308.7	

13th 7		Toprak RAZGATLIOGLU		YAMAHA		TUR	
		Prima Pramac Yamaha MotoGP					
		Runs=1	Total laps=27	Full laps=26	Valid laps=25		
Run #	1	Front Tyre	Slick-Soft	Rear Tyre	Slick-Soft		
		New Tyre		New Tyre			
1	1'38.162	22.857	23.910	30.064	21.331	251.8	
2	1'32.820	19.281	23.305	29.286	20.948	316.5	
3	1'32.678	19.269	23.366	29.106	20.937	308.7	
4	1'32.125	18.976	23.165	29.072	20.912	310.6	
5	1'32.023	18.975	23.053	29.096	20.899	309.6	
6	1'32.502	19.177	23.223	29.197	20.905	310.6	
7	1'32.289	19.028	23.163	29.193	20.905	313.5	
8	1'32.726	19.480	23.256	29.140	20.850	306.8	
9	1'32.197	19.045	23.072	29.193	20.887	311.6	
10	1'33.816 *	19.021	23.136	30.147 *	21.512	307.7	
11	1'32.713	19.247	23.242	29.256	20.968	309.6	
12	1'32.247	19.037	23.196	29.131	20.883	309.6	
13	1'33.970	19.306	24.326	29.340	20.998	304.0	
14	1'32.656	19.113	23.295	29.239	21.009	308.7	
15	1'33.045	19.180	23.311	29.351	21.203	306.8	
16	1'32.845	19.245	23.271	29.353	20.976	307.7	
17	1'32.850	19.233	23.355	29.209	21.053	304.0	

Fastest Lap:	Francesco BAGNAIA	ITA	Ducati Lenovo Team	1'31.164	18.781	22.920	28.800	20.663
---------------------	-------------------	-----	--------------------	-----------------	--------	--------	--------	--------

These data/results cannot be reproduced, stored and/or transmitted in whole or in part by any manner of electronic, mechanical, photocopying, recording, broadcasting or otherwise now known or herein after developed without the previous express consent by the copyright owner, except for reproduction in daily press and regular printed publications on sale to the public within 60 days of the event related to those data/results and always provided that copyright symbol appears together as follows below.

© MotoGP Sports Entertainment Group, 2026

Official MotoGP Timing by TISSOT

www.motogp.com

Le Mans, Sunday, May 10, 2026

Grand Prix

MotoGP™

Lap	Lap Time	T1	T2	T3	T4	Speed	Lap	Lap Time	T1	T2	T3	T4	Speed
18	1'32.684	19.310	23.198	29.192	20.984	302.1	8	1'33.373	19.609	23.229	29.522	21.013	308.7
19	1'32.562	19.115	23.266	29.138	21.043	304.0	9	1'32.711	19.033	23.186	29.485	21.007	305.8
20	1'32.772	19.361	23.238	29.166	21.007	304.0	10	1'32.694	19.067	23.137	29.267	21.223	308.7
21	1'32.551	19.140	23.289	29.081	21.041	303.1	11	1'33.438	19.603	23.349	29.481	21.005	309.6
22	1'33.498	19.254	23.239	29.554	21.451	305.8	12	1'32.678	19.108	23.104	29.445	21.021	306.8
23	1'33.857	19.683	23.809	29.296	21.069	302.1	13	1'32.649	19.127	23.171	29.251	21.100	307.7
24	1'32.568	19.208	23.226	29.155	20.979	313.5	14	1'32.851	19.240	23.142	29.340	21.129	302.1
25	1'32.669	19.120	23.278	29.148	21.123	309.6	15	1'32.871	19.200	23.238	29.267	21.166	304.0
26	1'32.677	19.251	23.234	29.094	21.098	306.8	16	1'33.068	19.337	23.231	29.292	21.208	303.1
27	1'32.975	19.267	23.398	29.138	21.172	313.5	17	1'32.903	19.189	23.217	29.313	21.184	303.1

14th 21 **Franco MORBIDELLI** DUCATI ITA
Pertamina Enduro VR46 Racing Team

Runs=1 Total laps=27 Full laps=26 Valid laps=26

Run #	1	Front Tyre	Slick-Hard	Rear Tyre	Slick-Soft	Speed
			New Tyre			
1	1'39.250	23.411	23.865	30.338	21.636	251.8
2	1'32.743	19.287	23.173	29.186	21.097	308.7
3	1'32.493	19.096	23.152	29.181	21.064	313.5
4	1'32.651	19.155	23.048	29.176	21.272	313.5
5	1'32.040	19.064	23.053	29.037	20.886	311.6
6	1'32.422	19.112	23.055	29.289	20.966	312.6
7	1'32.342	19.105	23.084	29.233	20.920	315.5
8	1'32.766	19.113	23.241	29.330	21.082	309.6
9	1'33.218	19.358	23.327	29.440	21.093	309.6
10	1'32.490	19.151	23.157	29.219	20.963	311.6
11	1'33.027	19.108	23.311	29.450	21.158	311.6
12	1'33.564	19.107	23.893	29.506	21.058	311.6
13	1'32.564	19.198	23.268	29.104	20.994	308.7
14	1'32.183	19.079	23.143	29.078	20.883	309.6
15	1'32.403	19.052	23.138	29.321	20.892	311.6
16	1'33.852	19.367	23.314	29.565	21.606	311.6
17	1'32.351	19.168	23.138	29.101	20.944	304.9
18	1'32.771	19.108	23.531	29.186	20.946	308.7
19	1'32.194	18.996	23.108	29.107	20.983	312.6
20	1'32.731	19.165	23.192	29.347	21.027	307.7
21	1'33.142	19.066	23.233	29.711	21.132	308.7
22	1'32.824	19.239	23.186	29.207	21.192	308.7
23	1'33.343	19.598	23.480	29.250	21.015	305.8
24	1'32.504	19.090	23.243	29.194	20.977	307.7
25	1'32.766	19.174	23.290	29.266	21.036	307.7
26	1'33.025	19.679	23.397	29.094	20.855	304.9
27	1'33.116	19.385	23.310	29.337	21.084	310.6

15th 43 **Jack MILLER** YAMAHA AUS
Prima Pramac Yamaha MotoGP

Runs=1 Total laps=27 Full laps=26 Valid laps=26

Run #	1	Front Tyre	Slick-Soft	Rear Tyre	Slick-Medium	Speed
			New Tyre			
1	1'38.472	23.438	23.869	30.164	21.001	252.4
2	1'32.732	19.271	23.216	29.319	20.926	312.6
3	1'32.103	19.061	23.079	29.037	20.926	307.7
4	1'32.111	19.128	23.040	29.052	20.891	307.7
5	1'31.943	19.022	22.990	29.027	20.904	307.7
6	1'32.509	19.160	23.059	29.221	21.069	306.8
7	1'32.524	19.129	23.076	29.227	21.092	304.9

18	1'34.405	19.624	23.910	29.649	21.222	302.1
19	1'32.783	19.017	23.256	29.321	21.189	309.6
20	1'32.931	19.090	23.252	29.348	21.241	309.6
21	1'32.901	19.096	23.254	29.302	21.249	307.7
22	1'32.776	19.112	23.255	29.188	21.221	308.7
23	1'33.079	19.109	23.365	29.323	21.282	304.9
24	1'33.295	19.484	23.295	29.248	21.268	303.1
25	1'33.163	19.143	23.311	29.278	21.431	307.7
26	1'33.485	19.192	23.439	29.528	21.326	305.8
27	1'33.612	19.329	23.460	29.410	21.413	303.1

16th 94 **Jonas FOLGER** KTM GER
Red Bull KTM Tech3

Runs=1 Total laps=27 Full laps=26 Valid laps=25

Run #	1	Front Tyre	Slick-Soft	Rear Tyre	Slick-Soft	Speed
			New Tyre			
1	1'39.397	23.656	23.947	30.295	21.499	253.7
2	1'34.253	19.576	23.639	29.586	21.452	303.1
3	1'34.148	19.705	23.510	29.482	21.451	304.0
4	1'33.988	19.575	23.461	29.580	21.372	307.7
5	1'34.231	19.678	23.434	29.667	21.452	301.2
6	1'34.357	19.649	23.469	29.785	21.454	304.9
7	1'34.221	19.679	23.530	29.539	21.473	304.0
8	1'35.202	19.581	23.495	30.740	21.386	307.7
9	1'33.905	19.523	23.329	29.609	21.444	302.1
10	1'33.816	19.535	23.400	29.491	21.390	305.8
11	1'34.189	19.603	23.544	29.589	21.453	306.8
12	1'34.039	19.501	23.471	29.557	21.510	304.9
13	1'34.170	19.629	23.523	29.557	21.461	305.8
14	1'34.379	19.802	23.463	29.609	21.505	307.7
15	1'33.930	19.510	23.485	29.527	21.408	304.0
16	1'34.338	19.823	23.543	29.464	21.508	304.0
17	1'34.394	19.739	23.509	29.604	21.542	301.2
18	1'34.362 *	19.583	23.582	29.668	21.529 *	302.1
19	1'34.313	19.660	23.559	29.605	21.489	304.0
20	1'34.595	19.655	23.650	29.636	21.654	300.3
21	1'34.329	19.608	23.576	29.728	21.417	301.2
22	1'34.077	19.525	23.623	29.489	21.440	304.0
23	1'34.147	19.487	23.631	29.496	21.533	302.1
24	1'34.440	19.549	23.643	29.782	21.466	302.1
25	1'34.138	19.563	23.548	29.505	21.522	300.3
26	1'35.532	19.673	23.753	30.405	21.701	302.1
27	1'34.340	19.611	23.623	29.516	21.590	300.3

Fastest Lap: Francesco BAGNAIA ITA Ducati Lenovo Team **1'31.164** 18.781 22.920 28.800 20.663

These data/results cannot be reproduced, stored and/or transmitted in whole or in part by any manner of electronic, mechanical, photocopying, recording, broadcasting or otherwise now known or herein after developed without the previous express consent by the copyright owner, except for reproduction in daily press and regular printed publications on sale to the public within 60 days of the event related to those data/results and always provided that copyright symbol appears together as follows below.

© MotoGP Sports Entertainment Group, 2026

Official MotoGP Timing by TISSOT

www.motogp.com

Le Mans, Sunday, May 10, 2026

Grand Prix

MotoGP™

Lap	Lap Time	T1	T2	T3	T4	Speed
17th	33	Brad BINDER		KTM	RSA	
Red Bull KTM Factory Racing						
Runs=1		Total laps=20		Full laps=19	Valid laps=19	
Run #	1	Front Tyre	Slick-Hard	Rear Tyre	Slick-Soft	
		New Tyre		New Tyre		
1	1'38.356	23.357	23.820	29.736	21.443	259.6
2	1'32.129	19.227	23.066	29.020	20.816	317.5
3	1'32.259	19.174	23.129	29.149	20.807	312.6
4	1'31.448	18.995	22.919	28.777	20.757	310.6
5	1'31.544	18.913	22.895	28.895	20.841	314.5
6	1'31.868	18.964	23.072	28.869	20.963	318.5
7	1'31.942	19.066	23.008	28.852	21.016	314.5
8	1'31.888	19.019	22.999	28.890	20.980	314.5
9	1'31.839	19.037	23.052	28.868	20.882	313.5
10	1'31.823	18.983	23.074	28.816	20.950	314.5
11	1'31.844	18.987	23.071	28.910	20.876	313.5
12	1'32.270	19.175	23.103	28.976	21.016	317.5
13	1'32.003	19.049	23.155	28.872	20.927	316.5
14	1'31.987	19.005	23.083	28.912	20.987	313.5
15	1'32.113	19.064	23.170	28.960	20.919	316.5
16	1'32.304	19.136	23.227	28.974	20.967	314.5
17	1'32.161	19.176	23.176	28.853	20.956	315.5
18	1'32.285	19.215	23.019	28.860	21.191	311.6
19	1'32.173	19.089	23.158	28.906	21.020	312.6
20	1'31.996	19.088	23.044	28.934	20.930	311.6
unfinished	19.014					311.6

Lap	Lap Time	T1	T2	T3	T4	Speed
18th	36	Joan MIR		HONDA	SPA	
Honda HRC Castrol						
Runs=1		Total laps=19		Full laps=18	Valid laps=18	
Run #	1	Front Tyre	Slick-Hard	Rear Tyre	Slick-Soft	
		New Tyre		New Tyre		
1	1'36.477	22.444	23.637	29.618	20.778	239.7
2	1'31.527	19.156	22.883	28.812	20.676	314.5
3	1'32.039	18.975	23.153	29.024	20.887	316.5
4	1'31.524	18.954	22.999	28.816	20.755	315.5
5	1'31.483	18.938	22.973	28.770	20.802	309.6
6	1'31.508	18.942	22.901	28.832	20.833	315.5
7	1'31.790	18.959	22.956	29.004	20.871	314.5
8	1'31.785	18.992	22.964	28.882	20.947	314.5
9	1'31.978	18.910	23.072	29.083	20.913	315.5
10	1'32.410	19.586	23.026	28.881	20.917	315.5
11	1'31.761	18.988	23.035	28.871	20.867	314.5
12	1'31.821	18.927	23.039	29.007	20.848	315.5
13	1'31.686	18.899	23.024	28.865	20.898	317.5
14	1'31.633	18.864	22.993	28.954	20.822	317.5
15	1'31.643	18.906	23.007	28.859	20.871	316.5
16	1'31.685	18.894	23.074	28.870	20.847	316.5
17	1'31.636	18.933	23.032	28.792	20.879	313.5
18	1'31.823	19.013	23.040	28.866	20.904	316.5
19	1'32.020	19.164	23.075	28.894	20.887	316.5
unfinished	19.003	23.068	28.835			308.7

Lap	Lap Time	T1	T2	T3	T4	Speed
19th	63	Francesco BAGNAIA		DUCATI	ITA	
Ducati Lenovo Team						
Runs=1		Total laps=15		Full laps=14	Valid laps=14	

Lap	Lap Time	T1	T2	T3	T4	Speed
20th	11	Diogo MOREIRA		HONDA	BRA	
Pro Honda LCR						
Runs=1		Total laps=10		Full laps=9	Valid laps=8	
Run #	1	Front Tyre	Slick-Hard	Rear Tyre	Slick-Soft	
		New Tyre		New Tyre		
1	1'35.351	22.143	23.285	29.183	20.740	229.7
2	1'31.447	18.904	22.942	28.943	20.658	322.7
3	1'31.717	19.118	22.989	28.945	20.665	321.6
4	1'31.397	18.938	22.960	28.801	20.698	318.5
5	1'31.164	18.781	22.920	28.800	20.663	320.6
6	1'31.819	18.994	23.044	28.965	20.816	316.5
7	1'31.558	19.048	22.908	28.844	20.758	317.5
8	1'31.395	18.843	22.982	28.781	20.789	311.6
9	1'31.619	18.795	23.001	28.925	20.898	312.6
10	1'31.547	18.892	23.055	28.785	20.815	313.5
11	1'31.514	18.853	22.999	28.817	20.845	314.5
12	1'31.503	18.803	23.026	28.869	20.805	314.5
13	1'31.629	18.801	23.025	28.884	20.919	313.5
14	1'31.625	18.826	23.057	28.919	20.823	313.5
15	1'31.764	18.859	23.082	29.057	20.766	313.5

Lap	Lap Time	T1	T2	T3	T4	Speed
21st	73	Alex MARQUEZ		DUCATI	SPA	
BK8 Gresini Racing MotoGP						
Runs=1		Total laps=1		Full laps=0	Valid laps=0	
Run #	1	Front Tyre	Slick-Hard	Rear Tyre	Slick-Soft	
		New Tyre		New Tyre		
1	1'37.962	23.121	23.704	29.845	21.292	258.3
2	1'32.403	19.337	23.117	29.111	20.838	305.8
3	1'33.834 *	19.213	23.036	30.626 *	20.959	313.5
4	1'31.956	19.116	22.957	28.927	20.956	306.8
5	1'31.809	18.879	22.932	29.140	20.858	318.5
6	1'32.217	19.145	22.979	29.168	20.925	314.5
7	1'32.312	19.045	23.068	29.177	21.022	312.6
8	1'32.243	19.251	23.177	29.011	20.804	311.6
9	1'31.884	19.000	23.024	29.023	20.837	312.6
10	1'31.935	19.040	23.099	28.925	20.871	308.7
unfinished	19.021					311.6

Lap	Lap Time	T1	T2	T3	T4	Speed
21st	73	Alex MARQUEZ		DUCATI	SPA	
BK8 Gresini Racing MotoGP						
Runs=1		Total laps=1		Full laps=0	Valid laps=0	
Run #	1	Front Tyre	Slick-Hard	Rear Tyre	Slick-Soft	
		New Tyre		New Tyre		
1	1'36.341	22.353	23.539	29.667	20.782	239.7

Fastest Lap:	Francesco BAGNAIA	ITA	Ducati Lenovo Team	1'31.164	18.781	22.920	28.800	20.663
---------------------	-------------------	-----	--------------------	-----------------	--------	--------	--------	--------

These data/results cannot be reproduced, stored and/or transmitted in whole or in part by any manner of electronic, mechanical, photocopying, recording, broadcasting or otherwise now known or herein after developed without the previous express consent by the copyright owner, except for reproduction in daily press and regular printed publications on sale to the public within 60 days of the event related to those data/results and always provided that copyright symbol appears together as follows below.

© MotoGP Sports Entertainment Group, 2026

Official MotoGP Timing by TISSOT

www.motogp.com

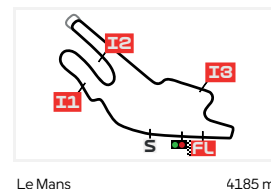
Le Mans, Sunday, May 10, 2026



ANALYSIS BY LAP

MICHELIN GRAND PRIX OF FRANCE

GRAND PRIX



Num Lap Time Gap

Lap 1			Lap 2			Lap 3			Lap 4			Lap 5			Lap 6			Lap 7			Lap 8			Lap 9			Lap 10																				
94	1'34.253	7.588	72	1'31.819		72	1'31.570		72	1'31.380		72	1'31.544		72	1'31.544		72	1'31.736		72	1'31.484		72	1'31.588		72	1'31.619	0.624	72	1'31.819	0.398															
20	1'34.725	0.482	37	1'31.482	0.398	37	1'31.526	0.354	37	1'31.554	0.528	37	1'31.939	0.849	37	1'31.939	0.849	63	1'31.395	0.593	63	1'31.547	0.687	63	1'31.619	0.624	37	1'31.548	0.836	20	1'31.889	0.552															
49	1'35.266	1.023	20	1'31.889	0.552	20	1'31.659	0.641	20	1'31.563	0.824	63	1'31.819	0.943	37	1'31.334	0.876	37	1'31.751	1.103	49	1'31.713	2.839	49	1'31.548	0.836	63	1'35.351	1.108	63	1'31.447	0.736	20	1'32.039	2.411	20	1'31.659	0.641	63	1'31.164	0.668	20	1'31.397	0.900	20	1'31.889	0.552
63	1'35.351	1.108	63	1'31.447	0.736	63	1'31.717	0.883	63	1'31.397	0.900	20	1'31.686	1.334	49	1'31.669	1.600	89	1'31.713	2.839	49	1'31.548	0.836	63	1'35.351	1.108	63	1'31.717	0.883	20	1'31.764	1.192	49	1'31.891	1.095	49	1'31.659	0.641	63	1'31.164	0.668	20	1'31.686	1.334			
79	1'35.784	1.541	49	1'31.891	1.095	49	1'31.851	1.376	49	1'31.502	1.498	49	1'31.626	1.569	89	1'31.463	1.825	89	1'31.713	2.839	49	1'31.548	0.836	63	1'35.351	1.108	49	1'31.851	1.376	49	1'31.764	1.192	49	1'31.891	1.095	49	1'31.659	0.641	63	1'31.164	0.668	20	1'31.686	1.334			
89	1'36.018	1.775	79	1'31.725	1.447	89	1'31.744	1.786	89	1'31.481	1.887	89	1'31.464	1.854	20	1'32.051	2.637	89	1'31.713	2.839	49	1'31.548	0.836	63	1'35.351	1.108	49	1'31.851	1.376	49	1'31.764	1.192	49	1'31.891	1.095	49	1'31.659	0.641	63	1'31.164	0.668	20	1'31.686	1.334			
73	1'36.341	2.098	89	1'31.656	1.612	79	1'31.744	1.786	79	1'31.481	1.887	79	1'31.464	1.854	36	1'32.051	2.637	89	1'31.713	2.839	49	1'31.548	0.836	63	1'35.351	1.108	49	1'31.851	1.376	49	1'31.764	1.192	49	1'31.891	1.095	49	1'31.659	0.641	63	1'31.164	0.668	20	1'31.686	1.334			
36	1'36.477	2.234	36	1'31.527	1.942	79	1'31.744	1.786	79	1'31.486	2.347	79	1'31.486	2.395	36	1'31.785	2.878	20	1'32.246	3.867	89	1'31.548	0.836	63	1'35.351	1.108	49	1'31.851	1.376	49	1'31.764	1.192	49	1'31.891	1.095	49	1'31.659	0.641	63	1'31.164	0.668	20	1'31.686	1.334			
23	1'37.136	2.893	23	1'31.711	2.785	36	1'32.039	2.411	36	1'31.524	2.555	36	1'31.508	2.606	79	1'32.087	3.012	36	1'32.410	4.194	89	1'31.548	0.836	63	1'35.351	1.108	49	1'31.851	1.376	49	1'31.764	1.192	49	1'31.891	1.095	49	1'31.659	0.641	63	1'31.164	0.668	20	1'31.686	1.334			
25	1'37.330	3.087	25	1'31.824	3.092	23	1'32.039	2.411	23	1'31.571	3.030	23	1'31.547	3.154	23	1'32.087	3.012	23	1'32.410	4.194	89	1'31.548	0.836	63	1'35.351	1.108	49	1'31.851	1.376	49	1'31.764	1.192	49	1'31.891	1.095	49	1'31.659	0.641	63	1'31.164	0.668	20	1'31.686	1.334			
10	1'37.476	3.233	10	1'32.304	3.718	25	1'32.039	2.411	25	1'31.646	3.470	25	1'31.574	3.804	25	1'32.087	3.012	25	1'32.410	4.194	89	1'31.548	0.836	63	1'35.351	1.108	49	1'31.851	1.376	49	1'31.764	1.192	49	1'31.891	1.095	49	1'31.659	0.641	63	1'31.164	0.668	20	1'31.686	1.334			
54	1'37.619	3.376	54	1'31.804	3.361	25	1'32.039	2.411	25	1'31.597	3.814	25	1'32.283	4.797	25	1'32.087	3.012	25	1'32.410	4.194	89	1'31.548	0.836	63	1'35.351	1.108	49	1'31.851	1.376	49	1'31.764	1.192	49	1'31.891	1.095	49	1'31.659	0.641	63	1'31.164	0.668	20	1'31.686	1.334			
11	1'37.962	3.719	11	1'32.226	4.196	25	1'32.039	2.411	25	1'31.597	3.814	25	1'32.283	4.797	25	1'32.087	3.012	25	1'32.410	4.194	89	1'31.548	0.836	63	1'35.351	1.108	49	1'31.851	1.376	49	1'31.764	1.192	49	1'31.891	1.095	49	1'31.659	0.641	63	1'31.164	0.668	20	1'31.686	1.334			
5	1'38.032	3.789	5	1'32.226	4.196	25	1'32.039	2.411	25	1'31.597	3.814	25	1'32.283	4.797	25	1'32.087	3.012	25	1'32.410	4.194	89	1'31.548	0.836	63	1'35.351	1.108	49	1'31.851	1.376	49	1'31.764	1.192	49	1'31.891	1.095	49	1'31.659	0.641	63	1'31.164	0.668	20	1'31.686	1.334			
7	1'38.162	3.919	7	1'32.820	4.920	25	1'32.039	2.411	25	1'31.597	3.814	25	1'32.283	4.797	25	1'32.087	3.012	25	1'32.410	4.194	89	1'31.548	0.836	63	1'35.351	1.108	49	1'31.851	1.376	49	1'31.764	1.192	49	1'31.891	1.095	49	1'31.659	0.641	63	1'31.164	0.668	20	1'31.686	1.334			
33	1'38.356	4.113	33	1'32.129	4.423	25	1'32.039	2.411	25	1'31.597	3.814	25	1'32.283	4.797	25	1'32.087	3.012	25	1'32.410	4.194	89	1'31.548	0.836	63	1'35.351	1.108	49	1'31.851	1.376	49	1'31.764	1.192	49	1'31.891	1.095	49	1'31.659	0.641	63	1'31.164	0.668	20	1'31.686	1.334			
43	1'38.472	4.229	43	1'32.129	4.423	25	1'32.039	2.411	25	1'31.597	3.814	25	1'32.283	4.797	25	1'32.087	3.012	25	1'32.410	4.194	89	1'31.548	0.836	63	1'35.351	1.108	49	1'31.851	1.376	49	1'31.764	1.192	49	1'31.891	1.095	49	1'31.659	0.641	63	1'31.164	0.668	20	1'31.686	1.334			
42	1'38.779	4.536	42	1'32.715	5.432	25	1'32.039	2.411	25	1'31.597	3.814	25	1'32.283	4.797	25	1'32.087	3.012	25	1'32.410	4.194	89	1'31.548	0.836	63	1'35.351	1.108	49	1'31.851	1.376	49	1'31.764	1.192	49	1'31.891	1.095	49	1'31.659	0.641	63	1'31.164	0.668	20	1'31.686	1.334			
21	1'39.250	5.007	21	1'32.715	5.432	25	1'32.039	2.411	25	1'31.597	3.814	25	1'32.283	4.797	25	1'32.087	3.012	25	1'32.410	4.194	89	1'31.548	0.836	63	1'35.351	1.108	49	1'31.851	1.376	49	1'31.764	1.192	49	1'31.891	1.095	49	1'31.659	0.641	63	1'31.164	0.668	20	1'31.686	1.334			
94	1'39.397	5.154	21	1'32.743	5.931	25	1'32.039	2.411	21	1'32.651	8.125	21	1'32.422	9.647	21	1'32.766	11.452	21	1'32.490	14.088	89	1'31.548	0.836	63	1'35.351	1.108	49	1'31.851	1.376	49	1'31.764	1.192	49	1'31.891	1.095	49	1'31.659	0.641	63	1'31.164	0.668	20	1'31.686	1.334			

Lapped rider

These data/results cannot be reproduced, stored and/or transmitted in whole or in part by any manner of electronic, mechanical, photocopying, recording, broadcasting or otherwise now known or herein after developed without the previous express consent by the copyright owner, except for reproduction in daily press and regular printed publications on sale to the public within 60 days of the event related to those data/results and always provided that copyright symbol appears together as follows below.

© MotoGP Sports Entertainment Group, 2026

Official MotoGP Timing by

www.motogp.com

Le Mans, Sunday, May 10, 2026

Num	Lap Time	Gap															
94	1'33.816	29.191	23	1'31.645	5.153	Lap 16						33	1'32.285	10.741	20	1'32.171	6.099
Lap 11			25	1'31.932	5.829	72	1'31.838				5	1'32.199	10.993	23	1'32.151	7.045	
72	1'31.589		54	1'31.783	6.731	37	1'31.831	1.153			7	1'32.684	23.026	25	1'32.086	7.924	
63	1'31.514	0.612	10	1'31.868	7.114	89	1'31.469	1.410			21	1'32.771	23.808	54	1'32.664	11.093	
37	1'31.410	0.924	5	1'31.887	7.929	49	1'31.557	3.210			42	1'32.858	24.179	10	1'32.817	11.414	
89	1'31.313	2.563	33	1'32.003	8.249	79	1'31.480	3.552			43	1'34.405	24.713	5	1'32.685	13.288	
49	1'31.686	3.342	43	1'32.649	16.973	20	1'31.613	4.410			94	1'34.362	49.997	7	1'32.551	25.625	
79	1'31.684	3.775	7	1'33.970	17.304	36	1'31.685	4.684	Lap 19						42	1'32.670	26.356
20	1'31.847	4.125	21	1'32.564	18.606	23	1'31.721	5.274	72	1'31.852			21	1'33.142	26.589		
36	1'31.761	4.366	42	1'36.944	19.622	25	1'32.069	6.409	89	1'31.310	1.031		43	1'32.901	28.042		
23	1'31.852	4.631	94	1'34.170	36.952	54	1'32.117	7.766	37	1'31.606	1.780		94	1'34.329	57.948		
25	1'31.683	5.190	Lap 14			10	1'31.965	8.022	49	1'31.449	2.697	Lap 22					
54	1'31.755	6.025	72	1'31.564		5	1'32.347	9.458	79	1'31.371	2.918	72	1'31.722				
10	1'31.934	6.473	63	1'31.625	0.757	33	1'32.304	9.551	36	1'32.020	5.055	89	1'31.472	0.516			
5	1'31.976	6.798	37	1'31.679	1.114	43	1'33.068	20.661	20	1'32.617	5.472	37	1'31.876	1.880			
33	1'31.844	7.024	89	1'31.333	2.247	7	1'32.845	20.748	23	1'32.318	6.378	79	1'31.402	1.979			
42	1'32.737	13.299	49	1'31.653	3.694	21	1'33.852	21.942	25	1'32.000	7.320	49	1'31.812	2.980			
7	1'32.713	14.135	79	1'31.600	3.981	42	1'33.408	22.112	54	1'32.189	9.663	20	1'32.207	6.584			
43	1'33.438	14.694	20	1'31.648	4.685	94	1'34.338	44.497	10	1'32.201	9.897	23	1'32.370	7.693			
21	1'33.027	15.526	36	1'31.633	4.894	Lap 17						25	1'31.943	8.145			
94	1'34.189	31.791	23	1'31.764	5.353	72	1'31.587		5	1'32.526	11.667	54	1'32.192	11.563			
Lap 12			25	1'32.039	6.304	37	1'31.769	1.335	7	1'32.562	23.736	10	1'32.344	12.036			
72	1'31.511		54	1'31.956	7.123	89	1'31.661	1.484	21	1'32.194	24.150	5	1'32.271	13.837			
63	1'31.503	0.604	10	1'31.934	7.484	49	1'31.548	3.171	42	1'32.379	24.706	7	1'33.498	27.401			
37	1'31.603	1.016	5	1'32.206	8.571	79	1'31.547	3.512	43	1'32.783	25.644	42	1'32.932	27.566			
89	1'31.578	2.630	33	1'31.987	8.672	20	1'31.716	4.539	94	1'34.313	52.458	21	1'32.824	27.691			
49	1'31.755	3.586	43	1'32.851	18.260	36	1'31.636	4.733	Lap 20						43	1'32.776	29.096
79	1'31.560	3.824	7	1'32.656	18.396	23	1'31.915	5.602	72	1'31.489			94	1'34.077	1'00.303		
20	1'31.782	4.396	21	1'32.183	19.225	25	1'31.870	6.692	89	1'31.324	0.866	Lap 23					
36	1'31.821	4.676	42	1'32.091	20.149	54	1'32.392	8.571	37	1'31.682	1.973	72	1'31.491				
23	1'31.925	5.045	94	1'34.379	39.767	10	1'32.361	8.796	49	1'31.518	2.726	89	1'31.248	0.273			
25	1'31.755	5.434	Lap 15			33	1'32.161	10.125	79	1'31.437	2.866	79	1'31.520	2.008			
54	1'31.971	6.485	72	1'31.700		5	1'32.592	10.463	20	1'31.890	5.873	37	1'32.392	2.781			
10	1'31.821	6.783	63	1'31.764	0.821	43	1'32.903	21.977	23	1'31.950	6.839	49	1'31.687	3.176			
5	1'32.292	7.579	37	1'31.746	1.160	7	1'32.850	22.011	25	1'31.952	7.783	20	1'32.124	7.217			
33	1'32.270	7.783	89	1'31.232	1.779	21	1'32.351	22.706	54	1'32.200	10.374	23	1'31.968	8.170			
42	1'32.427	14.215	49	1'31.497	3.491	42	1'32.465	22.990	10	1'32.134	10.542	25	1'32.043	8.697			
7	1'32.247	14.871	79	1'31.629	3.910	94	1'34.394	47.304	33	1'31.996	11.569	54	1'32.320	12.392			
43	1'32.678	15.861	20	1'31.650	4.635	Lap 18						10	1'32.324	12.869			
21	1'33.564	17.579	36	1'31.643	4.837	72	1'31.669		5	1'32.370	12.548	5	1'32.151	14.497			
94	1'34.039	34.319	23	1'31.738	5.391	89	1'31.758	1.573	7	1'32.772	25.019	42	1'33.267	29.342			
Lap 13			25	1'31.574	6.178	37	1'32.360	2.026	21	1'32.731	25.392	21	1'33.343	29.543			
72	1'31.537		54	1'32.064	7.487	49	1'31.598	3.100	42	1'32.414	25.631	7	1'33.857	29.767			
63	1'31.629	0.696	10	1'32.111	7.895	79	1'31.556	3.399	43	1'32.931	27.086	43	1'33.079	30.684			
37	1'31.520	0.999	5	1'32.078	8.949	20	1'31.837	4.707	94	1'34.595	55.564	94	1'34.147	1'02.959			
89	1'31.385	2.478	33	1'32.113	9.085	36	1'31.823	4.887	Lap 21								
49	1'31.556	3.605	43	1'32.871	19.431	23	1'31.979	5.912	72	1'31.945		Lap 24					
79	1'31.658	3.945	7	1'33.045	19.741	25	1'32.149	7.172	89	1'31.845	0.766	72	1'31.788				
20	1'31.742	4.601	21	1'32.403	19.928	54	1'32.424	9.326	37	1'31.698	1.726	89	1'31.651	0.136			
36	1'31.686	4.825	42	1'32.093	20.542	10	1'32.421	9.548	79	1'31.378	2.299	79	1'31.604	1.824			
			94	1'33.930	41.997				49	1'32.109	2.890	37	1'32.038	3.031			

Lapped rider

These data/results cannot be reproduced, stored and/or transmitted in whole or in part by any manner of electronic, mechanical, photocopying, recording, broadcasting or otherwise now known or herein after developed without the previous express consent by the copyright owner, except for reproduction in daily press and regular printed publications on sale to the public within 60 days of the event related to those data/results and always provided that copyright symbol appears together as follows below.

© MotoGP Sports Entertainment Group, 2026

Official MotoGP Timing by  TISSOT

www.motogp.com

Le Mans, Sunday, May 10, 2026

Page 2 of 3



Num	Lap Time	Gap			
49	1'31.936	3.324	49	1'32.131	2.851
20	1'32.024	7.453	37	1'32.409	2.991
23	1'31.957	8.339	20	1'32.194	7.756
25	1'32.028	8.937	23	1'32.116	8.615
54	1'32.449	13.053	25	1'34.446	12.497
10	1'32.447	13.528	54	1'32.984	14.903
5	1'32.301	15.010	10	1'32.735	15.016
42	1'32.506	30.060	5	1'32.941	16.549
21	1'32.504	30.259	42	1'32.904	32.343
7	1'32.568	30.547	7	1'32.975	32.476
43	1'33.295	32.191	21	1'33.116	32.774
94	1'34.440	1'05.611	43	1'33.612	36.059
			94	1'34.340	1'13.229

Lap 25

89	1'31.868	
72	1'32.710	0.706
79	1'31.664	1.484
37	1'31.987	3.014
49	1'31.897	3.217
20	1'32.292	7.741
23	1'32.191	8.526
25	1'32.391	9.324
54	1'32.649	13.698
10	1'32.528	14.052
5	1'32.432	15.438
42	1'32.822	30.878
21	1'32.766	31.021
7	1'32.669	31.212
43	1'33.163	33.350
94	1'34.138	1'07.745

Lap 26

89	1'32.047	
72	1'32.129	0.788
79	1'31.901	1.338
37	1'31.956	2.923
49	1'31.891	3.061
20	1'32.209	7.903
23	1'32.361	8.840
25	1'33.115	10.392
54	1'32.609	14.260
10	1'32.617	14.622
5	1'32.558	15.949
42	1'32.949	31.780
7	1'32.677	31.842
21	1'33.025	31.999
43	1'33.485	34.788
94	1'35.532	1'11.230

Lap 27

89	1'32.341	
72	1'32.030	0.477
79	1'31.877	0.874

Lapped rider

These data/results cannot be reproduced, stored and/or transmitted in whole or in part by any manner of electronic, mechanical, photocopying, recording, broadcasting or otherwise now known or herein after developed without the previous express consent by the copyright owner, except for reproduction in daily press and regular printed publications on sale to the public within 60 days of the event related to those data/results and always provided that copyright symbol appears together as follows below.

© MotoGP Sports Entertainment Group, 2026

Official MotoGP Timing by  TISSOT

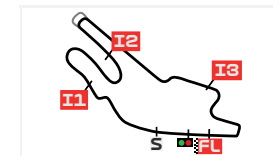
www.motogp.com

Le Mans, Sunday, May 10, 2026

Page 3 of 3

2026 ROOKIE OF THE YEAR CLASSIFICATION

MICHELIN GRAND PRIX OF FRANCE



Le Mans

4185 m.

Rider	Points	Leader	Prev	THA	BRA	USA	SPA	FRA	CAT	ITA	HUN	CZE	NED	GER	GBR	ARA	RSM	AUT	JPN	INA	AUS	MAL	QAT	POR	VAL
1 MOREIRA Diogo [BRA]	10			3 - 3	3 - 3	3 - 3	- - -	1 1																	
2 RAZGATLIOGLU Toprak [TUR]	4	6	6	- - -	- - -	1 - 1	- - -	3 - 3																	

These data/results cannot be reproduced, stored and/or transmitted in whole or in part by any manner of electronic, mechanical, photocopying, recording, broadcasting or otherwise now known or herein after developed without the previous express consent by the copyright owner, except for reproduction in daily press and regular printed publications on sale to the public within 60 days of the event related to those data/results and always provided that copyright symbol appears together as follows below.

© MotoGP Sports Entertainment Group, 2026

2026 RIDERS PERFORMANCE

MICHELIN GRAND PRIX OF FRANCE



Le Mans 185 m.

(Qualifying Position / Sprint Starting Position - Sprint Position / Race Starting Position - Race Position)

#	Rider	Pts	THA	BRA	USA	SPA	FRA	CAT	ITA	HUN	CZE	NED	GER	GBR	ARA	RSM	AUT	JPN	INA	AUS	MAL	QAT	POR	VAL			
1	BEZZECCHI Marco	128	1	2	2	4	3																				
			1-NC	2-4	2-NC	4-NC	3-3																				
			1-1	2-1	4-1	4-2	2-2																				
2	MARTIN Jorge	127	5	5	7	7	8																				
			5-5	5-3	7-1	7-NC	8-1																				
			5-4	5-2	7-2	10-4	7-1																				
3	DIGIANNANTONIO Fabio	84	4	1	1	3	4																				
			4-8	1-2	1-NC	3-5	4-16																				
			4-6	1-3	1-4	3-3	3-4																				
4	ACOSTA Pedro	83	6	9	3	6	5																				
			6-1	9-9	3-8	6-12	5-4																				
			6-2	9-7	2-3	6-10	4-5																				
5	OGURA Ai	67	8	6	11	11	9																				
			8-4	6-5	11-6	11-15	9-7																				
			8-5	6-5	10-NC	11-5	8-3																				
6	FERNANDEZ Raul	62	3	16	13	9	13																				
			3-3	16-12	13-7	9-6	13-NC																				
			3-3	16-10	13-8	8-6	12-8																				
7	MARQUEZ Marc	57	2	3	6	1	2																				
			2-2	3-1	6-17	1-1	2-NC																				
			2-NC	3-4	6-5	1-NC	-																				
8	MARQUEZ Alex	55	7	8	8	5	10																				
			7-11	8-7	8-4	5-NC	10-8																				
			7-NC	8-6	8-7	5-1	9-NC																				

NC=Not classified NL=Not finished first lap NP=Not started race re-start N2=Not finished first lap race re-start EX=Excluded NS=Not Started DS=Disqualified

These data/results cannot be reproduced, stored and/or transmitted in whole or in part by any manner of electronic, mechanical, photocopying, recording, broadcasting or otherwise now known or herein after developed without the previous express consent by the copyright owner, except for reproduction in daily press and regular printed publications on sale to the public within 60 days of the event related to those data/results and always provided that copyright symbol appears together as follows below.

© MotoGP Sports Entertainment Group, 2026

#	Rider	Pts	THA	BRA	USA	SPA	FRA	CAT	ITA	HUN	CZE	NED	GER	GBR	ARA	RSM	AUT	JPN	INA	AUS	MAL	QAT	POR	VAL			
9	BAGNAIA Francesco	43	13	11	4	10	1																				
			13-9	11-8	4-2	10-2	1-2																				
			13-9	11-NC	3-10	9-NC	1-NC																				
10	BASTIANINI Enea	39	20	22	12	8	14																				
			20-17	22-17	12-3	8-11	14-NC																				
			20-12	22-15	12-6	7-8	13-7																				
11	MARINI Luca	33	14	19	9	15	15																				
			14-10	19-11	9-5	15-9	15-NC																				
			14-10	19-11	11-9	15-13	14-10																				
12	ZARCO Johann	29	12	10	15	2	11																				
			12-12	10-NC	15-9	2-8	11-10																				
			12-11	10-9	15-NC	2-7	10-11																				
13	BINDER Brad	28	11	21	18	13	21																				
			11-6	21-15	18-12	13-4	21-12																				
			11-7	21-NC	18-12	13-11	20-NC																				
14	ALDEGUER Fermin	27	-	7	10	12	20																				
			-	7-14	10-10	12-17	20-11																				
			-	7-8	9-11	12-9	19-9																				
15	MORBIDELLI Franco	27	9	15	20	18	16																				
			9-14	15-16	20-13	18-3	16-NC																				
			9-8	15-12	20-14	18-12	15-14																				
16	QUARTARARO Fabio	26	16	4	16	17	6																				
			16-16	4-6	16-11	17-7	6-5																				
			16-14	4-16	16-17	17-14	5-6																				
17	MOREIRA Diogo	10	15	14	14	23	18																				
			15-13	14-10	14-NC	23-14	18-9																				
			15-13	14-13	14-13	23-17	17-NC																				
18	MIR Joan	8	10	13	5	14	7																				
			10-7	13-NC	5-15	14-NC	7-6																				
			10-NC	13-NC	5-NC	14-15	6-NC																				

NC=Not classified NL=Not finished first lap NP=Not started race re-start N2=Not finished first lap race re-start EX=Excluded NS=Not Started DS=Disqualified

These data/results cannot be reproduced, stored and/or transmitted in whole or in part by any manner of electronic, mechanical, photocopying, recording, broadcasting or otherwise now known or herein after developed without the previous express consent by the copyright owner, except for reproduction in daily press and regular printed publications on sale to the public within 60 days of the event related to those data/results and always provided that copyright symbol appears together as follows below.

© MotoGP Sports Entertainment Group, 2026

Official MotoGP Timing by  TISSOT

www.motogp.com


Le Mans, Sunday, May 10, 2026

#	Rider	Pts	THA	BRA	USA	SPA	FRA	CAT	ITA	HUN	CZE	NED	GER	GBR	ARA	RSM	AUT	JPN	INA	AUS	MAL	QAT	POR	VAL			
19	RINS Alex	7	19	17	21	21	12																				
			19-18	17-13	21-16	21-10	12-13																				
			19-15	17-14	21-18	21-16	11-12																				
20	RAZGATLIOGLU Toprak	4	21	12	17	19	17																				
			21-20	12-18	17-NC	19-NC	17-14																				
			21-17	12-17	17-15	19-19	16-13																				
21	MILLER Jack	1	18	18	19	22	19																				
			18-15	18-19	19-14	22-16	19-15																				
			18-18	18-NC	19-16	22-18	18-15																				
22	VIÑALES Maverick	0	17	20	-	-	-																				
			17-19	20-NC	-	-	-																				
			17-16	20-18	-	-	-																				
23	FOLGER Jonas	0	-	-	-	-	22																				
			-	-	-	-	22-NC																				
			-	-	-	-	21-16																				
24	PIRRO Michele	0	22	-	-	-	-																				
			22-21	-	-	-	-																				
			22-19	-	-	-	-																				
25	FERNANDEZ Augusto	0	-	-	-	16	-																				
			-	-	-	16-13	-																				
			-	-	-	16-20	-																				

NC=Not classified NL=Not finished first lap NP=Not started race re-start N2=Not finished first lap race re-start EX=Excluded NS=Not Started DS=Disqualified

These data/results cannot be reproduced, stored and/or transmitted in whole or in part by any manner of electronic, mechanical, photocopying, recording, broadcasting or otherwise now known or herein after developed without the previous express consent by the copyright owner, except for reproduction in daily press and regular printed publications on sale to the public within 60 days of the event related to those data/results and always provided that copyright symbol appears together as follows below.

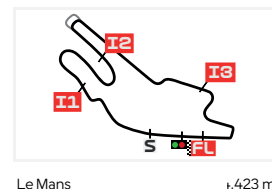
© MotoGP Sports Entertainment Group, 2026

Official MotoGP Timing by  TISSOT

www.motogp.com

Le Mans, Sunday, May 10, 2026

OFFICIAL STARTING GRID
MICHELIN GRAND PRIX OF FRANCE
 RACE : 27 LAPS = 112.995 KM



1	1 1'29.634 63 Francesco BAGNAIA Ducati	2	2 1'29.657 72 Marco BEZZECCHI Aprilia	3	3 1'29.699 49 Fabio DI GIANNANTONIO Ducati
2	4 1'29.817 37 Pedro ACOSTA KTM	5	5 1'29.831 20 Fabio QUARTARARO Yamaha	6	6 1'29.837 36 Joan MIR Honda
3	7 1'29.847 89 Jorge MARTIN Aprilia	8	8 1'29.888 79 Ai OGURA Aprilia	9	9 1'29.931 73 Alex MARQUEZ Ducati
4	10 1'30.371 5 Johann ZARCO Honda	11	11 1'30.616 42 Alex RINS Yamaha	12	12 1'29.885 25 Raul FERNANDEZ Aprilia
5	13 1'30.360 23 Enea BASTIANINI KTM	14	14 1'30.396 10 Luca MARINI Honda	15	15 1'30.413 21 Franco MORBIDELLI Ducati
6	16 1'30.419 7 Toprak RAZGATLIOGLU Yamaha	17	17 1'30.428 11 Diogo MOREIRA Honda	18	18 1'30.439 43 Jack MILLER Yamaha
7	19 1'30.769 54 Fermin ALDEGUER Ducati	20	20 1'30.825 33 Brad BINDER KTM	21	21 1'31.826 94 Jonas FOLGER KTM

The results are provisional until the end of the limit for protest and appeals.

Time limit for protest expires 60' after publication of the results - **Jean-Marc DELETANG** Time: **10:06**

These data/results cannot be reproduced, stored and/or transmitted in whole or in part by any manner of electronic, mechanical, photocopying, recording, broadcasting or otherwise now known or herein after developed without the previous express consent by the copyright owner, except for reproduction in daily press and regular printed publications on sale to the public within 60 days of the event related to those data/results and always provided that copyright symbol appears together as follows below.

© MotoGP Sports Entertainment Group, 2026

Official MotoGP Timing by **TISSOT**

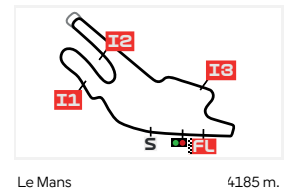
www.motogp.com

Le Mans, Sunday, May 10, 2026

TOP SPEED & AVERAGE

MICHELIN GRAND PRIX OF FRANCE

GRAND PRIX



#	Rider	Nation	Motorcycle	Top 5 speeds					Average	Top
63	Francesco BAGNAIA	ITA	DUCATI	322.7	321.6	320.6	318.5	317.5	320.2	322.7
49	Fabio DI GIANNANTONIO	ITA	DUCATI	321.6	319.6	318.5	318.5	318.5	319.2	321.6
23	Enea BASTIANINI	ITA	KTM	319.6	318.5	318.5	318.5	318.5	318.7	319.6
37	Pedro ACOSTA	SPA	KTM	319.6	316.5	315.5	315.5	315.5	316.4	319.6
11	Diogo MOREIRA	BRA	HONDA	318.5	314.5	313.5	312.6	312.6	314.3	318.5
33	Brad BINDER	RSA	KTM	318.5	317.5	317.5	316.5	316.5	317.3	318.5
42	Alex RINS	SPA	YAMAHA	318.5	318.5	316.5	316.5	316.5	317.2	318.5
54	Fermin ALDEGUER	SPA	DUCATI	318.5	317.5	316.5	316.5	316.5	317.1	318.5
79	Ai OGURA	JPN	APRILIA	318.5	318.5	317.5	317.5	317.5	317.8	318.5
89	Jorge MARTIN	SPA	APRILIA	318.5	317.5	317.5	316.5	316.5	317.2	318.5
5	Johann ZARCO	FRA	HONDA	317.5	316.5	316.5	315.5	315.5	316.1	317.5
10	Luca MARINI	ITA	HONDA	317.5	316.5	316.5	316.5	316.5	316.6	317.5
25	Raul FERNANDEZ	SPA	APRILIA	317.5	316.5	316.5	316.5	316.5	316.6	317.5
36	Joan MIR	SPA	HONDA	317.5	317.5	316.5	316.5	316.5	316.8	317.5
7	Toprak RAZGATLIOGLU	TUR	YAMAHA	316.5	313.5	313.5	313.5	311.6	313.7	316.5
20	Fabio QUARTARARO	FRA	YAMAHA	316.5	313.5	313.5	313.5	313.5	314.1	316.5
72	Marco BEZZECCHI	ITA	APRILIA	316.5	316.5	315.5	314.5	314.5	315.5	316.5
21	Franco MORBIDELLI	ITA	DUCATI	315.5	313.5	313.5	312.6	312.6	313.5	315.5
73	Alex MARQUEZ	SPA	DUCATI	239.7					239.7	315.5
43	Jack MILLER	AUS	YAMAHA	312.6	309.6	309.6	309.6	308.7	309.6	312.6
94	Jonas FOLGER	GER	KTM	307.7	307.7	307.7	306.8	305.8	306.9	307.7

These data/results cannot be reproduced, stored and/or transmitted in whole or in part by any manner of electronic, mechanical, photocopying, recording, broadcasting or otherwise now known or herein after developed without the previous express consent by the copyright owner, except for reproduction in daily press and regular printed publications on sale to the public within 60 days of the event related to those data/results and always provided that copyright symbol appears together as follows below.

© MotoGP Sports Entertainment Group, 2026

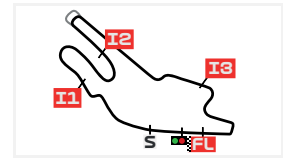
Official MotoGP Timing by www.motogp.com

Le Mans, Sunday, May 10, 2026

FASTEST LAPS SEQUENCE

MICHELIN GRAND PRIX OF FRANCE

GRAND PRIX



Le Mans

4185 m.

Lap	Race Time	#	Rider	Nation	Motorcycle	Time	Km/h	Riders's Lap
2	3'06.062	72	Marco BEZZECCHI	ITA	APRILIA	1'31.819	164.0	2
2	3'06.460	37	Pedro ACOSTA	SPA	KTM	1'31.482	164.6	2
2	3'06.798	63	Francesco BAGNAIA	ITA	DUCATI	1'31.447	164.7	2
4	6'09.012	72	Marco BEZZECCHI	ITA	APRILIA	1'31.380	164.8	4
5	7'40.862	37	Pedro ACOSTA	SPA	KTM	1'31.322	164.9	5
5	7'41.076	63	Francesco BAGNAIA	ITA	DUCATI	1'31.164	165.2	5

These data/results cannot be reproduced, stored and/or transmitted in whole or in part by any manner of electronic, mechanical, photocopying, recording, broadcasting or otherwise now known or herein after developed without the previous express consent by the copyright owner, except for reproduction in daily press and regular printed publications on sale to the public within 60 days of the event related to those data/results and always provided that copyright symbol appears together as follows below.

© MotoGP Sports Entertainment Group, 2026

Official MotoGP Timing by

www.motogp.com

Le Mans, Sunday, May 10, 2026