

Circuit de Barcelona-Catalunya 4657 m.

CLASSIFICATION

MONSTER ENERGY GRAND PRIX OF CATALONIA

PRACTICE

#	Rider	Nation	Team	Motorcycle	Time	Lap Total	Gap	T. Speed
1	13 Hakim DANISH	MAL	AEON Credit - MT Helmets - MSI	KTM	1'46.943	13 16		241.6
2	51 Brian URIARTE	SPA	Red Bull KTM Ajo	KTM	1'47.042	14 17	0.099 0.099	245.4
3	31 Adrian FERNANDEZ	SPA	Leopard Racing	HONDA	1'47.146	13 17	0.203 0.104	242.1
4	22 David ALMANSA	SPA	Liqui Moly Dynavolt Intact GP	KTM	1'47.362	10 16	0.419 0.216	243.2
5	73 Valentin PERRONE	ARG	Red Bull KTM Tech3	KTM	1'47.501	12 16	0.558 0.139	245.4
6	18 Matteo BERTELLE	ITA	LEVEL UP - MTA	KTM	1'47.599	11 15	0.656 0.098	245.4
7	28 Maximo QUILES	SPA	CFMOTO Gaviota Aspar Team	KTM	1'47.636	10 14	0.693 0.037	242.6
8	6 Ryusei YAMANAKA	JPN	AEON Credit - MT Helmets - MSI	KTM	1'47.668	10 14	0.725 0.032	243.7
9	97 Marco MORELLI	ARG	CFMOTO Gaviota Aspar Team	KTM	1'47.677	11 13	0.734 0.009	242.6
10	54 Jesus RIOS	SPA	Rivacold Snipers Team	HONDA	1'47.689	11 14	0.746 0.012	245.4
11	8 Eddie O'SHEA	GBR	GRYD - MLav Racing	HONDA	1'47.704	12 16	0.761 0.015	248.8
12	27 Rico SALMELA	FIN	Red Bull KTM Tech3	KTM	1'47.737	14 17	0.794 0.033	246.0
13	78 Joel ESTEBAN	SPA	LEVEL UP - MTA	KTM	1'47.764	15 15	0.821 0.027	246.5
14	66 Joel KELSO	AUS	GRYD - MLav Racing	HONDA	1'47.846	10 14	0.903 0.082	246.5
15	64 David MUÑOZ	SPA	Liqui Moly Dynavolt Intact GP	KTM	1'47.907	5 14	0.964 0.061	246.5
16	67 Casey O'GORMAN	IRL	SIC58 Squadra Corse	HONDA	1'47.948	10 13	1.005 0.041	246.5
17	21 Ruche MOODLEY	RSA	CODE Motorsports	KTM	1'48.010	13 16	1.067 0.062	247.1
18	83 Alvaro CARPE	SPA	Red Bull KTM Ajo	KTM	1'48.117	4 4	1.174 0.107	244.3
19	9 Veda PRATAMA	INA	Honda Team Asia	HONDA	1'48.136	14 14	1.193 0.019	246.0
20	19 Scott OGDEN	GBR	CIP Green Power	KTM	1'48.139	12 12	1.196 0.003	244.8
21	11 Adrian CRUCES	SPA	CIP Green Power	KTM	1'48.366	15 15	1.423 0.227	246.0
22	94 Guido PINI	ITA	Leopard Racing	HONDA	1'48.484	13 15	1.541 0.118	243.7
23	32 Zen MITANI	JPN	Honda Team Asia	HONDA	1'48.507	13 15	1.564 0.023	244.8
24	10 Nicola CARRARO	ITA	Rivacold Snipers Team	HONDA	1'48.898	12 12	1.955 0.391	244.3
25	14 Cormac BUCHANAN	NZE	CODE Motorsports	KTM	1'49.186	4 13	2.243 0.288	243.7
26	5 Leo RAMMERSTORFER	AUT	SIC58 Squadra Corse	HONDA	1'49.535	12 14	2.592 0.349	244.8

 Practice condition: **Dry**

Air: 15°

Humidity: 57%

Ground: 23°

Fastest Lap:	Lap: 13	Hakim DANISH	1'46.943	156.7 Km/h
Best Race Lap:	2024	Jose Antonio RUEDA	1'46.748	157.0 Km/h
All-Time Lap Record:	2024	David ALONSO	1'45.905	158.3 Km/h

The results are provisional until the end of the limit for protest and appeals.

 Time limit for protest expires 60' after publication of the results - **Jaume Paris** Time: **14:04**

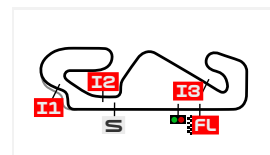
These data/results cannot be reproduced, stored and/or transmitted in whole or in part by any manner of electronic, mechanical, photocopying, recording, broadcasting or otherwise now known or herein after developed without the previous express consent by the copyright owner, except for reproduction in daily press and regular printed publications on sale to the public within 60 days of the event related to those data/results and always provided that copyright symbol appears together as follows below.

© MotoGP Sports Entertainment Group, 2026

Official MotoGP Timing by

www.motogp.com

Barcelona, Friday, May 15, 2026



Circuit de Barcelona-Catalunya 4657 m.

TOP SPEED & AVERAGE

MONSTER ENERGY GRAND PRIX OF CATALONIA

PRACTICE

#	Rider	Nation	Motorcycle	Top 5 speeds					Average	Top
8	Eddie O'SHEA	GBR	HONDA	248.8	248.8	248.2	248.2	248.2	248.4	248.8
21	Ruche MOODLEY	RSA	KTM	247.1	245.4	245.4	243.7	243.7	244.8	247.1
64	David MUÑOZ	SPA	KTM	246.5	245.4	245.4	243.2	243.2	244.7	246.5
66	Joel KELSO	AUS	HONDA	246.5	246.0	244.3	244.3	243.7	245.0	246.5
67	Casey O'GORMAN	IRL	HONDA	246.5	246.5	243.7	243.7	242.1	244.5	246.5
78	Joel ESTEBAN	SPA	KTM	246.5	244.3	244.3	243.7	243.2	244.2	246.5
9	Veda PRATAMA	INA	HONDA	246.0	244.8	243.7	242.1	240.0	242.4	246.0
11	Adrian CRUCES	SPA	KTM	246.0	245.4	244.8	242.1	241.0	243.4	246.0
27	Rico SALMELA	FIN	KTM	246.0	246.0	244.8	244.3	243.7	245.0	246.0
18	Matteo BERTELLE	ITA	KTM	245.4	245.4	244.8	243.7	243.2	244.5	245.4
51	Brian URIARTE	SPA	KTM	245.4	243.2	240.5	240.5	239.4	240.7	245.4
54	Jesus RIOS	SPA	HONDA	245.4	242.6	242.1	241.0	240.5	242.0	245.4
73	Valentin PERRONE	ARG	KTM	245.4	244.3	243.2	242.6	242.6	243.6	245.4
5	Leo RAMMERSTORFER	AUT	HONDA	244.8	244.3	243.2	242.6	239.4	241.9	244.8
19	Scott OGDEN	GBR	KTM	244.8	244.3	243.7	243.7	242.6	243.8	244.8
32	Zen MITANI	JPN	HONDA	244.8	242.6	242.1	240.5	240.0	242.0	244.8
10	Nicola CARRARO	ITA	HONDA	244.3	242.6	242.6	242.6	242.6	242.9	244.3
83	Alvaro CARPE	SPA	KTM	244.3	244.3	243.2	240.5	170.0	228.5	244.3
6	Ryusei YAMANAKA	JPN	KTM	243.7	243.7	242.6	242.6	242.6	243.0	243.7
14	Cormac BUCHANAN	NZE	KTM	243.7	243.2	241.0	240.5	239.4	241.6	243.7
94	Guido PINI	ITA	HONDA	243.7	242.1	241.0	241.0	240.5	241.5	243.7
22	David ALMANSA	SPA	KTM	243.2	242.6	242.6	242.6	242.6	242.7	243.2
28	Maximo QUILES	SPA	KTM	242.6	242.1	242.1	241.0	241.0	241.8	242.6
97	Marco MORELLI	ARG	KTM	242.6	242.6	242.1	240.5	240.5	241.5	242.6
31	Adrian FERNANDEZ	SPA	HONDA	242.1	241.6	241.6	241.0	240.5	241.4	242.1
13	Hakim DANISH	MAL	KTM	241.6	240.5	240.0	238.9	238.9	240.0	241.6

These data/results cannot be reproduced, stored and/or transmitted in whole or in part by any manner of electronic, mechanical, photocopying, recording, broadcasting or otherwise now known or herein after developed without the previous express consent by the copyright owner, except for reproduction in daily press and regular printed publications on sale to the public within 60 days of the event related to those data/results and always provided that copyright symbol appears together as follows below.

© MotoGP Sports Entertainment Group, 2026

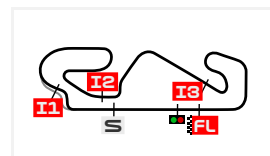
Official MotoGP Timing by www.motogp.com

Barcelona, Friday, May 15, 2026

CHRONOLOGICAL ANALYSIS OF PERFORMANCES

MONSTER ENERGY GRAND PRIX OF CATALONIA

PRACTICE



Circuit de Barcelona-Catalunya 4657 m.

* Lap / Sector time cancelled
P Crossing the finish line in pit lane

T1 Time from finish line to 1st intermediate
T2 Time from 1st intermed. to 2nd intermed.

T3 Time from 2nd intermed. to 3rd intermed.
T4 Time from 3rd intermediate to finish line

Lap	Lap Time	T1	T2	T3	T4	Speed	Lap	Lap Time	T1	T2	T3	T4	Speed
1st	13	Hakim DANISH		AEON Credit - MT Helm MAL			3	1'48.836	19.723	34.932	21.362	32.819	240.5
		Runs=2	Total laps=16	Full laps=13	Valid laps=9		4	1'48.023	19.766	34.743	20.802	32.712	241.0
1	2'47.469	19.437	36.314	21.459	33.113	174.4	5	1'48.084 *	19.814	34.814	20.854 *	32.602	240.0
2	1'48.344	19.988	34.708	20.800	32.848	240.5	6	1'48.261	19.782	34.920	20.797	32.762	240.0
3	1'48.035	19.985	34.633	20.865	32.552	236.8	7	1'48.437 *	19.799	34.896 *	20.767	32.975	238.4
4	1'48.052	19.695	34.628	21.002	32.727	241.6	8	1'48.652	19.827	34.964	20.867	32.994	238.9
5	1'49.025	20.197	34.893	21.211	32.724	236.3	9	1'48.748	19.862	34.998	21.005	32.883	238.4
6	1'47.797	19.722	34.710	20.829	32.536	238.4	10	1'48.744	19.835	35.028	20.928	32.953	238.9
7	1'48.140 *	19.727	34.845	20.748	32.820 *	238.9	11	2'01.842 P	19.936	35.092	20.958	45.856	238.9
8	1'48.476 *	19.873	34.818	20.882	32.903 *	240.0	12	5'46.730	20.145	35.346	20.999	32.624	169.0
9	1'48.659 *	19.860	34.893	20.978	32.928 *	235.2	13	1'47.146	19.535	34.547	20.638	32.426	242.1
10	1'58.988 P	20.076	35.094	21.072	42.746	234.2	14	1'47.459 *	19.617	34.574	20.703 *	32.565	241.6
11	7'19.521 *	20.692	35.581	21.052	32.595 *	170.6	15	1'48.999 *	19.647	34.729	20.873 *	33.750	239.4
12	1'47.077	19.762	34.392	20.639	32.284	238.4	16	1'47.981 *	19.598	34.704	20.802	32.877 *	241.6
13	1'46.943	19.566	34.411	20.752	32.214	238.9	17	1'48.031	19.751	34.780	20.829	32.671	240.0
14	1'47.168	19.605	34.414	20.770	32.379	237.8							
15	1'49.627 *	20.527 *	35.186	20.951	32.963 *	235.2							
16	1'47.446	19.948	34.466	20.672	32.360	236.8							
2nd	51	Brian URIARTE		Red Bull KTM Ajo SPA									
		Runs=2	Total laps=17	Full laps=14	Valid laps=9								
1	3'04.481	19.445	35.779	21.230	33.212	177.3							
2	1'48.662	19.763	34.834	21.022	33.043	245.4							
3	1'47.875	19.590	34.716	20.869	32.700	243.2							
4	1'47.826	19.620	34.831	20.752	32.623	240.5							
5	1'48.097	19.750	34.840	20.814	32.693	238.9							
6	1'48.293	19.735	34.847	20.859	32.852	239.4							
7	1'48.743 *	19.897	35.045 *	20.860 *	32.941	238.9							
8	1'48.471	19.807	34.973	20.856	32.835	239.4							
9	1'48.227	19.816	34.869	20.799	32.743	238.4							
10	1'48.384 *	19.856	34.834	20.852 *	32.842	239.4							
11	1'48.468 *	19.794	34.956	20.828 *	32.890	239.4							
12	1'59.595 P	19.772	34.929	20.887 *	44.007	238.4							
13	4'52.851 *	19.680	36.095 *	21.281	32.849 *	170.6							
14	1'47.042	19.594	34.420	20.689	32.339	240.5							
15	1'47.433	19.596	34.564	20.736	32.537	238.9							
16	1'47.534 *	19.630	34.467	20.783 *	32.654	237.8							
17	1'47.761 *	19.612	34.662 *	20.746	32.741	239.4							
3rd	31	Adrian FERNANDEZ		Leopard Racing SPA									
		Runs=2	Total laps=17	Full laps=14	Valid laps=9								
1	2'26.434	20.370	35.964	21.264	33.235	171.4							
2	1'48.273	19.813	34.865	20.868	32.727	239.4							
4th	22	David ALMANSA		Liqui Moly Dynavolt Int SPA									
		Runs=2	Total laps=16	Full laps=13	Valid laps=8								
1	2'55.938	19.907	36.104	21.264	33.384	176.7							
2	1'48.744	19.827	35.104	20.878	32.935	243.2							
3	1'48.243	19.771	34.731	20.901	32.840	242.6							
4	1'47.678	19.640	34.625	20.716	32.697	242.6							
5	1'47.828	19.708	34.737	20.654	32.729	242.1							
6	1'49.000 *	19.691	34.973	20.992	33.344 *	242.6							
7	1'58.898 P	19.630	34.775	21.245 *	43.248	240.0							
8	7'29.527	18.928	36.407	21.281	33.137	177.3							
9	1'47.706	19.712	34.613	20.773	32.608	240.5							
10	1'47.362	19.645	34.505	20.723	32.489	240.5							
11	1'47.211 *	19.596	34.461	20.616	32.538 *	241.6							
12	1'49.881 *	20.079 *	35.779	20.939	33.084	242.6							
13	1'55.107	19.580	34.514	20.918	40.095	242.1							
14	1'48.471	19.770	34.756	20.748	33.197	242.6							
15	1'49.694 *	20.456 *	35.462	20.810	32.966	241.6							
16	1'47.547 *	19.589	34.621 *	20.669	32.668 *	241.6							
5th	73	Valentin PERRONE		Red Bull KTM Tech3 ARG									
		Runs=2	Total laps=16	Full laps=13	Valid laps=11								
1	2'49.065	20.401	36.831	21.991	35.055	168.2							
2	1'49.545	19.923	35.048	20.991	33.583	241.0							
3	1'48.686	19.802	34.993	21.022	32.869	240.0							
4	1'48.150	19.631	34.809	20.821	32.889	242.6							
5	1'48.960	19.953	34.977	20.867	33.163	239.4							
6	1'48.241	19.720	34.811	20.752	32.958	239.4							

Fastest Lap: Hakim DANISH MAL AEON Credit - MT Helmets - MSI **1'46.943** 19.566 34.411 20.752 32.214

These data/results cannot be reproduced, stored and/or transmitted in whole or in part by any manner of electronic, mechanical, photocopying, recording, broadcasting or otherwise now known or herein after developed without the previous express consent by the copyright owner, except for reproduction in daily press and regular printed publications on sale to the public within 60 days of the event related to those data/results and always provided that copyright symbol appears together as follows below.

© MotoGP Sports Entertainment Group, 2026

Official MotoGP Timing by

www.motogp.com

Barcelona, Friday, May 15, 2026

Practice

Moto3™

Lap	Lap Time	T1	T2	T3	T4	Speed
7	1'50.639	19.716	35.152	21.121	34.650	238.4
8	1'51.452	20.066	36.002	21.351	34.033	233.7
9	1'49.035	20.008	35.011	20.965	33.051	235.8
10	1'57.241 P	19.820	35.013	20.819	41.589	238.4
11	7'15.736	19.776	35.887	21.834	36.688	167.1
12	1'47.501	19.541	34.623	20.841	32.496	243.2
13	1'53.863 *	19.530	35.967	20.908 *	37.458	241.6
14	1'48.180	19.529	34.928	20.895	32.828	242.6
15	1'57.553 *	19.567	34.729	20.800	42.457 *	245.4
16	1'48.445	19.910	34.889	20.784	32.862	244.3

6th	18	Matteo BERTELLE	LEVEL UP - MTA	ITA		
Runs=4	Total laps=15	Full laps=8	Valid laps=6			
1	3'03.117	20.403	37.091	21.993	34.477	173.3
2	1'50.537 *	20.497	35.840	21.077 *	33.123	238.9
3	1'48.378	19.799	34.880	20.897	32.802	244.8
4	1'49.348	19.871	35.787	20.873	32.817	243.2
5	1'48.119	19.677	34.813	20.736	32.893	245.4
6	2'03.657 P	20.595 *	37.520	21.370	44.172	242.6
7	4'32.757	20.743	37.104	21.341	33.540	163.8
8	1'49.300	20.006	35.250	20.972	33.072	238.9
9	1'59.421 P	19.955	35.064	20.918	43.484	237.8
10	5'51.493	24.236	36.373	21.645	33.688	107.3
11	1'47.599	19.638	34.696	20.732	32.533	245.4
12	1'54.966 *	20.693 *	40.486	21.002	32.785	241.0
13	2'00.495 P	19.545	34.788	20.812	45.350	243.7
14	2'29.028	19.973	36.768	21.352	33.402	170.0
15	1'49.331	19.977	35.271	20.961	33.122	238.9

7th	28	Maximo QUILES	CFMOTO Gaviota Aspar	SPA		
Runs=2	Total laps=14	Full laps=11	Valid laps=6			
1	2'42.301	18.782	35.787	21.205	33.402	172.2
2	1'49.312	20.077	35.054	21.073	33.108	240.0
3	1'48.853 *	19.844	34.915	21.019	33.075 *	240.5
4	1'48.955	19.899	34.964	21.017	33.075	240.5
5	1'48.931	19.855	35.005	21.008	33.063	240.5
6	1'48.775 *	19.846	34.977	20.879	33.073 *	241.0
7	1'48.620	19.882	34.871	20.844	33.023	238.4
8	1'58.374 P	19.743	34.928	20.950 *	42.753	239.4
9	11'14.156 *	18.276	35.729	21.074	33.310 *	163.1
10	1'47.636	19.626	34.626	20.683	32.701	242.1
11	1'54.766	19.564	34.661	20.719	39.822	242.1
12	1'51.514 *	19.752	34.776	20.935	36.051 *	240.0
13	1'48.045 *	19.652	34.743	20.748	32.902 *	242.6
14	1'48.485 *	19.698	35.174 *	20.801	32.812 *	241.0

8th	6	Ryusei YAMANAKA	AEON Credit - MT Helm	JPN		
Runs=2	Total laps=14	Full laps=11	Valid laps=9			
1	2'51.973	19.888	36.044	21.390	33.519	178.2
2	1'49.067	19.917	34.973	21.099	33.078	243.7
3	1'49.078	19.732	35.036	21.089	33.221	243.7
4	1'49.141	19.846	35.101	20.991	33.203	242.6
5	1'50.097	19.868	35.341	21.151	33.737	241.6
6	1'48.804	19.887	34.922	20.921	33.074	241.6
7	1'48.674	19.788	34.938	20.926	33.022	241.6

Lap	Lap Time	T1	T2	T3	T4	Speed
8	2'00.836 P	19.969	35.051	21.198	44.618	239.4
9	10'45.860	20.432	35.915	21.433	33.424	170.8
10	1'47.668	19.671	34.571	20.790	32.636	242.6
11	1'47.680	19.688	34.510	20.758	32.724	242.6
12	1'49.016	19.721	34.646	20.788	33.861	240.0
13	1'48.526 *	19.830	34.801	20.940	32.955 *	238.4
14	1'48.526 *	19.804	34.950	20.863	32.909 *	239.4

9th	97	Marco MORELLI	CFMOTO Gaviota Aspar	ARG		
Runs=3	Total laps=13	Full laps=8	Valid laps=7			
1	2'28.879	19.879	36.205	21.160	33.165	173.9
2	1'48.807	19.977	34.998	20.885	32.947	240.0
3	1'48.792	19.861	35.035	20.936	32.960	240.5
4	1'48.643	19.786	34.907	21.030	32.920	240.5
5	1'56.758	19.800	34.888	21.035	41.035	240.5
6	2'01.230 P	19.882	35.288	21.528	44.532	242.6
7	9'14.900 *	20.337	36.951	21.629	33.192 *	167.4
8	1'48.607	19.878	34.960	20.900	32.869	242.1
9	2'00.720 P	20.155 *	37.380	21.032	42.153	240.0
10	5'18.618 *	21.527	36.960	20.942	32.913 *	171.4
11	1'47.677	19.656	34.677	20.780	32.564	242.6
12	1'53.578 *	20.728 *	38.778	20.952	33.120 *	240.0
13	1'48.505	19.704	34.744	20.874	33.183	240.0

10th	54	Jesus RIOS	Rivacold Snipers Team	SPA		
Runs=3	Total laps=14	Full laps=9	Valid laps=6			
1	2'53.875	19.728	35.947	21.319	33.220	175.0
2	1'48.833	19.890	34.982	21.012	32.949	240.5
3	1'48.604 *	19.432 *	35.276	21.034	32.862	239.4
4	1'48.178	19.755	34.816	20.842	32.765	242.1
5	1'48.470	19.773	34.878	20.913	32.906	241.0
6	1'59.701 P	19.923	35.154	21.086	43.538	237.3
7	7'02.025	19.592	35.414	21.158	33.028	169.0
8	1'59.580 P	20.197	34.993	20.889	43.501	232.7
9	5'25.384	20.063	35.671	21.116	33.332	170.8
10	1'49.937	19.898	35.279	20.857	33.903	245.4
11	1'47.689	19.603	34.704	20.819	32.563	242.6
12	1'52.670 *	20.104 *	38.621	20.896	33.049	238.4
13	1'52.889 *	20.181 *	38.288	21.132	33.288	240.5
14	1'48.022	19.949	34.802	20.719	32.552	238.4

11th	8	Eddie O'SHEA	GRYD - MLav Racing	GBR		
Runs=2	Total laps=16	Full laps=13	Valid laps=8			
1	2'43.645	19.439	35.800	21.193	33.545	175.3
2	1'49.166	19.945	34.969	21.129	33.123	246.0
3	1'52.765 *	19.816	34.904	21.146 *	36.899	243.7
4	1'49.416	19.993	35.301	20.994	33.128	246.5
5	1'48.468	19.761	34.987	20.835	32.885	244.8
6	1'48.123	19.618	34.837	20.850	32.818	248.2
7	1'52.299	19.910	36.854	20.982	34.553	241.6
8	1'59.998 P	19.702	35.232	21.392	43.672	243.7
9	7'13.485 *	21.183	37.806	23.995	38.662 *	149.5
10	1'51.304	19.938	35.197	22.416	33.753	244.3
11	1'48.520 *	19.676	34.904	21.088	32.852 *	244.8
12	1'47.704	19.498	34.700	20.769	32.737	248.8

Fastest Lap: Hakim DANISH MAL AEON Credit - MT Helmets - MSI **1'46.943** 19.566 34.411 20.752 32.214

These data/results cannot be reproduced, stored and/or transmitted in whole or in part by any manner of electronic, mechanical, photocopying, recording, broadcasting or otherwise now known or herein after developed without the previous express consent by the copyright owner, except for reproduction in daily press and regular printed publications on sale to the public within 60 days of the event related to those data/results and always provided that copyright symbol appears together as follows below.

© MotoGP Sports Entertainment Group, 2026

Official MotoGP Timing by  TISSOT

www.motogp.com

Barcelona, Friday, May 15, 2026

Practice

Moto3™

Lap	Lap Time	T1	T2	T3	T4	Speed	Lap	Lap Time	T1	T2	T3	T4	Speed
13	1'52.988 *	19.688 *	39.554	20.904	32.842 *	248.2	11	1'55.733 *	20.545 *	40.807	21.341	33.040	243.7
14	1'48.127	19.529	34.788	20.867	32.943	248.2	12	1'49.032	19.676	34.940	21.012	33.404	246.0
15	1'57.211 *	19.566	35.847 *	21.040	40.758 *	246.0	13	1'54.137 *	20.421 *	37.868	21.299	34.549	242.1
16	1'49.016 *	19.597	35.058	20.899	33.462 *	248.8	14	1'57.366 *	19.973	35.075	20.978 *	41.340	239.4
12th 27 Rico SALMELA Red Bull KTM Tech3 FIN Runs=2 Total laps=17 Full laps=14 Valid laps=10							15th 64 David MUÑOZ Liqui Moly Dynavolt Int SPA Runs=3 Total laps=14 Full laps=9 Valid laps=6						
1	2'46.297	19.629	36.512	21.294	33.478	172.8	1	2'48.755	19.016	36.086	21.366	33.902	176.7
2	1'49.550	20.037	35.187	21.153	33.173	241.6	2	1'49.350	19.852	35.268	21.016	33.214	242.6
3	1'49.022	20.125	34.841	20.969	33.087	234.7	3	1'48.913	19.796	35.019	21.012	33.086	242.6
4	1'48.980	19.854	35.126	20.946	33.054	243.7	4	1'48.607	19.690	35.115	20.826	32.976	242.6
5	1'49.019 *	19.829	35.196 *	20.963	33.031	242.6	5	1'47.907	19.549	34.820	20.708	32.830	245.4
6	1'48.718	19.748	35.073	20.826	33.071	244.3	6	1'49.635 *	19.587	34.953	21.052	34.043 *	246.5
7	1'52.200 *	19.786 *	36.591	21.046	34.777	236.8	7	1'58.758 P	19.737	35.178	21.077	42.766	243.2
8	1'49.628	19.998	35.098	21.184	33.348	241.6	8	6'27.980	20.880	35.926	21.205	33.319	159.7
9	1'49.788	19.942	35.406	21.053	33.387	238.9	9	1'57.556 P	20.003	35.171	21.098	41.284	236.8
10	1'49.341	19.997	35.120	20.994	33.230	239.4	10	6'18.780 *	21.781	36.370	21.753	36.789 *	145.7
11	2'00.426 P	19.576 *	36.131	21.639	43.080	240.0	11	1'56.676	19.537	34.498	20.718	41.923	243.2
12	5'24.614	20.327	35.608	20.859	32.945	177.9	12	1'49.702	19.840	34.637	20.743	34.482	240.0
13	1'48.822	19.643	34.598	20.915	33.666	243.2	13	1'47.891 *	19.516	34.553	20.753	33.069 *	242.6
14	1'47.737	19.523	34.727	20.838	32.649	246.0	14	1'47.680 *	19.656	34.477 *	20.695	32.852	245.4
15	1'54.674 *	20.872 *	37.721	21.197	34.884	236.3	16th 67 Casey O'GORMAN SIC58 Squadra Corse IRL Runs=2 Total laps=13 Full laps=10 Valid laps=6						
16	1'55.702 *	19.636	36.199 *	21.024	38.843 *	244.8	1	3'03.466	20.049	37.588	21.695	33.867	171.4
17	1'48.140	19.605	34.767	20.907	32.861	246.0	2	1'49.654 *	20.299	35.185	21.162	33.008 *	241.0
13th 78 Joel ESTEBAN LEVEL UP - MTA SPA Runs=3 Total laps=15 Full laps=10 Valid laps=4							3	1'48.272	19.869	34.771	20.929	32.703	241.0
1	2'44.172	18.732	35.884	21.182	34.232	177.0	4	1'49.538 *	19.774	35.068	21.426 *	33.270 *	240.0
2	1'49.367	19.812	35.001	21.016	33.538	243.2	5	1'48.665	19.746	34.988	20.944	32.987	243.7
3	1'49.752 *	19.645	34.965	21.200 *	33.942 *	243.7	6	1'54.669 *	19.808 *	36.760	21.242	36.859	242.1
4	1'48.918	19.792	34.971	21.022	33.133	243.2	7	2'02.190 P	20.138	36.469	21.454 *	44.129	232.2
5	1'49.546 *	19.990	35.245	21.074	33.237 *	244.3	8	12'17.959	26.739	37.430	21.545	34.986	140.9
6	1'57.666 P	19.841	35.080	20.989	41.756	241.0	9	1'49.984	19.922	34.933	21.015	34.114	246.5
7	2'33.331	19.818	35.579	21.117	33.388	171.1	10	1'47.948	19.597	34.852	20.862	32.637	246.5
8	1'49.523 *	20.011	35.197	21.018	33.297 *	238.4	11	1'52.819	19.997	38.136	20.901	33.785	239.4
9	1'58.609 P	19.922	35.094 *	21.080 *	42.513	237.8	12	1'57.981 *	19.649	34.897	21.138	42.297 *	243.7
10	8'14.486	25.114	36.452	21.188	36.167	82.6	13	1'48.274	19.817	34.771	20.955	32.731	241.6
11	1'47.806 *	19.523	34.770	20.756	32.757 *	246.5	17th 21 Ruche MOODLEY CODE Motorsports RSA Runs=2 Total laps=16 Full laps=13 Valid laps=11						
12	1'53.228 *	19.755 *	39.303	21.110	33.060	241.6	1	2'51.182	19.306	37.850	21.304	33.249	177.6
13	1'48.276	19.595	34.804	20.755	33.122	239.4	2	1'48.821	19.875	34.986	20.950	33.010	243.7
14	2'00.279 *	19.926 *	40.783	21.980	37.590	240.0	3	1'50.997 *	20.027 *	36.489	21.249	33.232	243.2
15	1'47.764	19.616	34.650	20.747	32.751	244.3	4	1'49.272	19.929	35.201	21.047	33.095	241.6
14th 66 Joel KELSO GRYD - MLav Racing AUS Runs=2 Total laps=14 Full laps=11 Valid laps=8							5	1'49.119	19.989	35.166	20.923	33.041	242.1
1	2'30.817	19.095	36.000	21.198	33.373	177.0	6	1'49.251 *	19.996	35.071	20.921 *	33.263	241.0
2	1'49.524	19.957	35.332	21.136	33.099	241.0	7	1'49.103	19.831	35.068	20.989	33.215	243.7
3	1'49.259	19.869	35.123	21.089	33.178	240.5	8	1'59.427 P	20.017	35.245	21.147	43.018	239.4
4	1'51.784	19.831	35.180	21.559	35.214	240.0	9	7'11.733	22.009	37.082	24.940	38.841	130.1
5	1'49.772	19.807	35.388	21.166	33.411	244.3	10	1'48.413	19.865	34.870	20.875	32.803	243.2
6	2'03.754 P	19.941	37.282	23.023	43.508	242.6	11	1'53.084	19.934	34.865	20.926	37.359	243.7
7	11'02.820 *	22.243	37.235	24.901	37.951 *	134.1	12	1'48.576	19.725	35.009	20.956	32.886	242.6
8	1'48.137	19.696	34.789	20.858	32.794	244.3	13	1'48.010	19.710	34.818	20.818	32.664	242.6
9	1'49.969	19.792	35.007	21.515	33.655	240.5	14	1'49.216	19.950	35.145	20.977	33.144	247.1
10	1'47.846	19.576	34.798	20.747	32.725	246.5	15	1'59.416	20.007	35.047	21.052	43.310	245.4

Fastest Lap: Hakim DANISH MAL AEON Credit - MT Helmets - MSI **1'46.943** 19.566 34.411 20.752 32.214

These data/results cannot be reproduced, stored and/or transmitted in whole or in part by any manner of electronic, mechanical, photocopying, recording, broadcasting or otherwise now known or herein after developed without the previous express consent by the copyright owner, except for reproduction in daily press and regular printed publications on sale to the public within 60 days of the event related to those data/results and always provided that copyright symbol appears together as follows below.

© MotoGP Sports Entertainment Group, 2026

Official MotoGP Timing by  TISSOT

www.motogp.com

Barcelona, Friday, May 15, 2026

Practice

Moto3™

Lap	Lap Time	T1	T2	T3	T4	Speed
16	1'50.039	20.033	35.551	21.087	33.368	245.4
18th	83	Alvaro CARPE		Red Bull KTM Ajo		SPA
		Runs=1	Total laps=4	Full laps=3	Valid laps=2	
1	3'04.086	19.647	36.663	21.582	33.543	170.0
2	1'48.425	19.707	34.749	20.975	32.994	244.3
3	1'50.163 *	19.739	34.923	21.237	34.264 *	240.5
4	1'48.117	19.602	34.837	20.919	32.759	244.3
	unfinished	19.673				243.2

Lap	Lap Time	T1	T2	T3	T4	Speed
19th	9	Veda PRATAMA		Honda Team Asia		INA
		Runs=2	Total laps=14	Full laps=11	Valid laps=7	
1	2'43.246	22.677	35.940	21.291	33.580	145.1
2	1'49.829	19.993	35.040	21.113	33.683	238.9
3	1'49.351 *	19.883	35.048 *	21.215 *	33.205 *	242.1
4	1'49.404	19.908	35.151	21.121	33.224	238.9
5	1'50.572 *	20.202	35.826	21.148	33.396 *	237.3
6	1'49.127	19.813	35.170	20.940	33.204	240.0
7	1'52.614	20.027	36.008	21.115	35.464	237.3
8	1'59.120 P	19.722	35.183	21.119	43.096	243.7
9	10'51.034 *	19.760	35.793	21.198	33.487 *	175.8
10	1'51.322 *	20.287 *	36.533 *	21.071	33.431	240.0
11	1'48.384 *	19.623	34.824	20.893 *	33.044 *	244.8
12	1'57.049	19.777	34.897	20.952	41.423	237.8
13	1'53.113	19.694	34.755	20.913	37.751	240.0
14	1'48.136	19.631	34.702	20.824	32.979	246.0

Lap	Lap Time	T1	T2	T3	T4	Speed
20th	19	Scott OGDEN		CIP Green Power		GBR
		Runs=2	Total laps=12	Full laps=9	Valid laps=8	
1	2'56.573	20.765	37.308	21.496	33.450	170.0
2	1'49.492	19.877	35.248	21.165	33.202	241.6
3	1'56.984	19.869	35.446	22.423	39.246	242.6
4	1'49.215	19.808	35.183	21.015	33.209	243.7
5	1'49.260 *	19.465 *	35.445	21.134	33.216	242.1
6	2'02.199 P	19.680 *	37.266	21.207	44.046	239.4
7	14'12.621	19.630	37.204	21.180	33.650	173.3
8	1'48.365	19.734	34.752	21.016	32.863	243.7
9	1'52.812	19.629	34.849	21.113	37.221	241.0
10	1'52.347	19.735	35.242	21.094	36.276	244.3
11	1'55.300	19.733	34.964	20.930	39.673	241.6
12	1'48.139	19.713	34.760	20.725	32.941	244.8

Lap	Lap Time	T1	T2	T3	T4	Speed
21st	11	Adrian CRUCES		CIP Green Power		SPA
		Runs=2	Total laps=15	Full laps=12	Valid laps=10	
1	2'50.676	19.008	36.288	21.329	33.342	177.3
2	1'49.187	19.998	35.109	21.043	33.037	239.4
3	1'48.748	19.896	34.929	20.992	32.931	240.5
4	1'48.554	19.778	34.902	20.879	32.995	240.5
5	1'48.749	19.799	35.002	20.917	33.031	239.4
6	2'00.580 P	19.441 *	35.825	21.194 *	44.120	236.8
7	9'02.147 *	19.336	37.202	22.741	34.343 *	163.6
8	1'49.693	19.794	34.801	21.105	33.993	240.0
9	1'48.393	19.709	35.059	20.817	32.808	241.0
10	1'48.351 *	19.805	34.887	20.774	32.885 *	239.4
11	1'50.566 *	19.976	35.584 *	21.197	33.809	245.4

Lap	Lap Time	T1	T2	T3	T4	Speed
12	1'48.678	19.771	34.887	20.819	33.201	246.0
13	1'53.192	19.700	34.799	20.857	37.836	244.8
14	1'57.439	19.724	36.364	21.236	40.115	242.1
15	1'48.366	19.753	34.665	20.898	33.050	241.0

Lap	Lap Time	T1	T2	T3	T4	Speed
22nd	94	Guido PINI		Leopard Racing		ITA
		Runs=2	Total laps=15	Full laps=12	Valid laps=8	
1	2'32.625	20.116	36.027	21.331	33.530	170.3
2	1'49.695	19.955	35.213	21.236	33.291	241.0
3	1'49.692	20.011	35.154	21.191	33.336	240.5
4	1'49.123	19.932	35.031	20.984	33.176	239.4
5	1'49.265 *	19.817	35.031	21.039 *	33.378	239.4
6	1'57.253 *	20.037	37.408	21.393	38.415 *	237.3
7	1'49.169	19.943	35.068	20.980	33.178	238.9
8	1'49.008	19.854	35.195	20.983	32.976	238.4
9	1'49.100	19.782	35.033	21.069	33.216	240.5
10	2'00.012 P	19.549 *	35.916	21.456	43.091	238.4
11	9'22.186	27.756	36.389	21.937	37.376	138.6
12	1'54.010	19.736	34.804	20.936	38.534	242.1
13	1'48.484	19.770	34.790	20.917	33.007	241.0
14	1'52.205 *	20.350 *	37.876	20.984	32.995	238.4
15	1'50.679 *	19.635	35.302 *	21.731 *	34.011 *	243.7

Lap	Lap Time	T1	T2	T3	T4	Speed
23rd	32	Zen MITANI		Honda Team Asia		JPN
		Runs=2	Total laps=15	Full laps=12	Valid laps=10	
1	2'35.168	21.334	36.029	22.040	33.669	169.5
2	1'50.030	20.249	35.129	21.268	33.384	236.3
3	1'50.135	20.195	35.134	21.324	33.482	235.2
4	1'49.795	20.124	35.195	21.149	33.327	234.2
5	1'49.862	20.079	35.095	21.344	33.344	234.7
6	2'01.484 P	20.051	35.197	21.085	45.151	233.7
7	7'14.787 *	20.000	35.436	21.232	33.317 *	169.5
8	1'49.157	20.077	34.994	21.048	33.038	236.3
9	1'53.134	20.180	35.342	21.701	35.911	231.2
10	1'55.671	20.726	35.903	22.321	36.721	228.3
11	1'48.918	19.960	35.009	20.933	33.016	240.5
12	1'50.003 *	19.748	35.006	20.973	34.276 *	242.6
13	1'48.507	19.836	35.014	20.884	32.773	242.1
14	1'50.171	20.030	35.157	21.055	33.929	244.8
15	1'56.332 *	20.060	35.714	21.335	39.223 *	240.0
	unfinished	20.268				238.4

Lap	Lap Time	T1	T2	T3	T4	Speed
24th	10	Nicola CARRARO		Rivacold Snipers Team		ITA
		Runs=2	Total laps=12	Full laps=9	Valid laps=5	
1	2'54.353	19.636	36.268	21.371	33.124	173.3
2	1'50.603 *	19.844	35.301	21.281	34.177 *	241.6
3	1'49.904	19.895	35.356	21.322	33.331	242.6
4	1'54.558	20.305	37.420	21.713	35.120	236.8
5	1'52.400 *	20.285 *	36.963	21.281	33.871	238.4
6	2'02.371 P	20.044	36.412	21.381	44.534	241.6
7	14'10.929	20.456	36.150	21.581	34.070	164.1
8	1'51.520 *	19.921 *	36.763	21.126	33.710	244.3
9	1'52.346 *	19.766	34.932	21.196	36.452 *	242.6
10	1'50.152	19.800	35.462	21.064	33.826	241.6
11	1'56.250	19.773	35.856	21.162	39.459	242.6

Fastest Lap: Hakim DANISH MAL AEON Credit - MT Helmets - MSI **1'46.943** 19.566 34.411 20.752 32.214

These data/results cannot be reproduced, stored and/or transmitted in whole or in part by any manner of electronic, mechanical, photocopying, recording, broadcasting or otherwise now known or herein after developed without the previous express consent by the copyright owner, except for reproduction in daily press and regular printed publications on sale to the public within 60 days of the event related to those data/results and always provided that copyright symbol appears together as follows below.

© MotoGP Sports Entertainment Group, 2026

Official MotoGP Timing by  TISSOT

www.motogp.com

Barcelona, Friday, May 15, 2026

Page 4 of 5

Practice

Moto3™

Lap	Lap Time	T1	T2	T3	T4	Speed	Lap	Lap Time	T1	T2	T3	T4	Speed
12	1'48.898	19.745	35.048	20.995	33.110	242.6							

25th 14 **Cormac BUCHANAN** CODE Motorsports NZE
Runs=2 Total laps=13 Full laps=10 Valid laps=6

1	2'30.772	19.530	36.590	21.849	33.854	177.3
2	1'50.386	20.265	35.388	21.361	33.372	237.3
3	1'49.700 *	20.064	35.199	21.253 *	33.184	237.3
4	1'49.186	19.890	34.985	21.133	33.178	236.8
5	1'50.438	19.997	35.189	21.239	34.013	234.7
6	1'57.349	20.036	37.634	21.341	38.338	236.8
7	2'03.446 P	19.958	37.137	21.821	44.530	238.9
8	12'47.593	19.903	37.375	21.608	35.348	163.8
9	1'48.975 *	19.842	34.974	21.163	32.996 *	241.0
10	1'48.692 *	19.713	34.942	20.963	33.074 *	240.5
11	1'52.337	19.829	37.210	21.283	34.015	243.7
12	1'53.988 *	19.746	36.461	21.088	36.693 *	243.2
13	1'49.776	20.422	35.065	21.051	33.238	239.4

26th 5 **Leo RAMMERSTORFER** SIC58 Squadra Corse AUT
Runs=2 Total laps=14 Full laps=11 Valid laps=9

1	2'52.933	19.101	36.603	21.539	33.813	171.4
2	1'52.661 *	20.111	36.364	21.618 *	34.568	239.4
3	1'57.899 *	20.232	35.691	22.335	39.641 *	239.4
4	1'50.212	20.085	35.484	21.154	33.489	242.6
5	1'50.157	20.149	35.382	21.214	33.412	237.8
6	1'51.127	20.158	35.312	21.068	34.589	237.3
7	1'50.127	20.136	35.342	21.185	33.464	235.8
8	2'00.025 P	20.154	35.570	21.278	43.023	234.2
9	10'29.226	25.983	38.739	21.451	34.059	128.1
10	1'51.944	20.083	35.399	21.085	35.377	244.3
11	1'50.046	19.951	35.512	21.290	33.293	243.2
12	1'49.535	19.884	35.255	21.051	33.345	238.4
13	1'57.700	20.095	35.203	21.243	41.159	239.4
14	1'50.326	20.029	35.615	21.013	33.669	244.8

Fastest Lap: Hakim DANISH MAL AEON Credit - MT Helmets - MSI **1'46.943** 19.566 34.411 20.752 32.214

These data/results cannot be reproduced, stored and/or transmitted in whole or in part by any manner of electronic, mechanical, photocopying, recording, broadcasting or otherwise now known or herein after developed without the previous express consent by the copyright owner, except for reproduction in daily press and regular printed publications on sale to the public within 60 days of the event related to those data/results and always provided that copyright symbol appears together as follows below.

© MotoGP Sports Entertainment Group, 2026

Official MotoGP Timing by  TISSOT

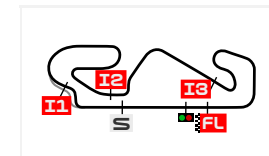
www.motogp.com

Barcelona, Friday, May 15, 2026

Page 5 of 5

BEST PARTIAL TIMES

MONSTER ENERGY GRAND PRIX OF CATALONIA PRACTICE



Circuit de Barcelona-Catalunya#657 m.

IT Ideal Lap Time, sum of the best partial times

BT Best Lap Time

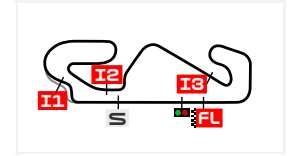
Pos	T1		T2		T3		T4		Pos	Rider	IT	BT	
	Rider	Time	Rider	Time	Rider	Time	Rider	Time					
1	E.O'SHEA	19.498	H.DANISH	34.392	D.ALMANSA	20.616	H.DANISH	32.214	1	H.DANISH	1'46.811	1'46.943	(1)
2	D.MUÑOZ	19.516	B.URIARTE	34.420	A.FERNANDEZ	20.638	B.URIARTE	32.339	2	B.URIARTE	1'47.038	1'47.042	(2)
3	R.SALMELA	19.523	D.ALMANSA	34.461	H.DANISH	20.639	A.FERNANDEZ	32.426	3	D.ALMANSA	1'47.146	1'47.362	(4)
4	J.ESTEBAN	19.523	D.MUÑOZ	34.498	M.QUILES	20.683	D.ALMANSA	32.489	3	A.FERNANDEZ	1'47.146	1'47.146	(3)
5	V.PERRONE	19.529	R.YAMANAKA	34.510	B.URIARTE	20.689	V.PERRONE	32.496	5	V.PERRONE	1'47.400	1'47.501	(5)
6	A.FERNANDEZ	19.535	A.FERNANDEZ	34.547	D.MUÑOZ	20.695	M.BERTELLE	32.533	6	M.BERTELLE	1'47.506	1'47.599	(6)
7	M.BERTELLE	19.545	R.SALMELA	34.598	J.RIOS	20.719	J.RIOS	32.552	7	D.MUÑOZ	1'47.539	1'47.907	(15)
8	M.QUILES	19.564	V.PERRONE	34.623	S.OGDEN	20.725	M.MORELLI	32.564	8	M.QUILES	1'47.574	1'47.636	(7)
9	H.DANISH	19.566	M.QUILES	34.626	M.BERTELLE	20.732	R.YAMANAKA	32.636	9	R.YAMANAKA	1'47.575	1'47.668	(8)
10	J.KELSO	19.576	J.ESTEBAN	34.650	J.KELSO	20.747	C.O'GORMAN	32.637	10	J.RIOS	1'47.578	1'47.689	(10)
11	D.ALMANSA	19.580	A.CRUCES	34.665	J.ESTEBAN	20.747	R.SALMELA	32.649	11	R.SALMELA	1'47.596	1'47.737	(12)
12	B.URIARTE	19.590	M.MORELLI	34.677	V.PERRONE	20.752	R.MOODLEY	32.664	12	J.ESTEBAN	1'47.671	1'47.764	(13)
13	C.O'GORMAN	19.597	M.BERTELLE	34.696	R.YAMANAKA	20.758	M.QUILES	32.701	13	M.MORELLI	1'47.677	1'47.677	(9)
14	A.CARPE	19.602	E.O'SHEA	34.700	E.O'SHEA	20.769	J.KELSO	32.725	14	E.O'SHEA	1'47.704	1'47.704	(11)
15	J.RIOS	19.603	V.PRATAMA	34.702	A.CRUCES	20.774	E.O'SHEA	32.737	15	J.KELSO	1'47.837	1'47.846	(14)
16	V.PRATAMA	19.623	J.RIOS	34.704	M.MORELLI	20.780	J.ESTEBAN	32.751	16	C.O'GORMAN	1'47.867	1'47.948	(16)
17	S.OGDEN	19.629	A.CARPE	34.749	R.MOODLEY	20.818	A.CARPE	32.759	17	A.CRUCES	1'47.947	1'48.366	(21)
18	G.PINI	19.635	S.OGDEN	34.752	V.PRATAMA	20.824	Z.MITANI	32.773	18	S.OGDEN	1'47.969	1'48.139	(20)
19	M.MORELLI	19.656	C.O'GORMAN	34.771	R.SALMELA	20.826	A.CRUCES	32.808	19	R.MOODLEY	1'48.010	1'48.010	(17)
20	R.YAMANAKA	19.671	J.KELSO	34.789	C.O'GORMAN	20.862	D.MUÑOZ	32.830	20	A.CARPE	1'48.029	1'48.117	(18)
21	A.CRUCES	19.700	G.PINI	34.790	Z.MITANI	20.884	S.OGDEN	32.863	21	V.PRATAMA	1'48.128	1'48.136	(19)
22	R.MOODLEY	19.710	R.MOODLEY	34.818	G.PINI	20.917	G.PINI	32.976	22	G.PINI	1'48.318	1'48.484	(22)
23	C.BUCHANAN	19.713	N.CARRARO	34.932	A.CARPE	20.919	V.PRATAMA	32.979	23	Z.MITANI	1'48.399	1'48.507	(23)
24	N.CARRARO	19.745	C.BUCHANAN	34.942	C.BUCHANAN	20.963	N.CARRARO	33.110	24	N.CARRARO	1'48.782	1'48.898	(24)
25	Z.MITANI	19.748	Z.MITANI	34.994	N.CARRARO	20.995	C.BUCHANAN	33.178	25	C.BUCHANAN	1'48.796	1'49.186	(25)

These data/results cannot be reproduced, stored and/or transmitted in whole or in part by any manner of electronic, mechanical, photocopying, recording, broadcasting or otherwise now known or herein after developed without the previous express consent by the copyright owner, except for reproduction in daily press and regular printed publications on sale to the public within 60 days of the event related to those data/results and always provided that copyright symbol appears together as follows below.

© MotoGP Sports Entertainment Group, 2026

BEST PARTIAL TIMES

MONSTER ENERGY GRAND PRIX OF CATALONIA PRACTICE



Circuit de Barcelona-Catalunya 4.657 m.

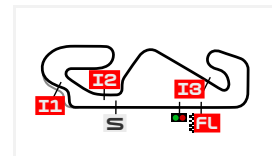
IT Ideal Lap Time, sum of the best partial times

BT Best Lap Time

Pos	T1		T2		T3		T4		Pos	Rider	IT	BT
	Rider	Time	Rider	Time	Rider	Time	Rider	Time				
26	L.RAMMERSTOR	19.884	L.RAMMERSTOR	35.203	L.RAMMERSTOR	21.013	L.RAMMERSTOR	33.293	26	L.RAMMERSTORFER	1'49.393	1'49.535 (26)

These data/results cannot be reproduced, stored and/or transmitted in whole or in part by any manner of electronic, mechanical, photocopying, recording, broadcasting or otherwise now known or herein after developed without the previous express consent by the copyright owner, except for reproduction in daily press and regular printed publications on sale to the public within 60 days of the event related to those data/results and always provided that copyright symbol appears together as follows below.

© MotoGP Sports Entertainment Group, 2026



Circuit de Barcelona-Catalunya 4657 m.

FASTEST LAPS SEQUENCE

MONSTER ENERGY GRAND PRIX OF CATALONIA PRACTICE

<i>Practice Time</i>	<i>#</i>	<i>Rider</i>	<i>Nation</i>	<i>Motorcycle</i>	<i>Time</i>	<i>Km/h</i>	<i>Rider's Lap</i>
4'14.707	31	Adrian FERNANDEZ	SPA	HONDA	1'48.273	154.8	2
6'23.848	13	Hakim DANISH	MAL	KTM	1'48.035	155.1	3
6'41.018	51	Brian URIARTE	SPA	KTM	1'47.875	155.4	3
8'20.603	22	David ALMANSA	SPA	KTM	1'47.678	155.6	4
25'00.924	22	David ALMANSA	SPA	KTM	1'47.362	156.1	10
28'18.210	31	Adrian FERNANDEZ	SPA	HONDA	1'47.146	156.4	13
28'19.583	13	Hakim DANISH	MAL	KTM	1'47.077	156.5	12
29'47.015	51	Brian URIARTE	SPA	KTM	1'47.042	156.6	14
30'06.526	13	Hakim DANISH	MAL	KTM	1'46.943	156.7	13

These data/results cannot be reproduced, stored and/or transmitted in whole or in part by any manner of electronic, mechanical, photocopying, recording, broadcasting or otherwise now known or herein after developed without the previous express consent by the copyright owner, except for reproduction in daily press and regular printed publications on sale to the public within 60 days of the event related to those data/results and always provided that copyright symbol appears together as follows below.

© MotoGP Sports Entertainment Group, 2026

Official MotoGP Timing by www.motogp.com

Barcelona, Friday, May 15, 2026